

Fall 2020

Class Catalog



Sharin' the Shade, watercolor by Nancy Harkins.

Mark Your Calendars.....pg 2	Private Groups.....pg 6	Fiber Arts & Textiles.....pg 11
Safety Policies.....pg 3	Clay.....pg 7	Facility Rental.....pg 13
Virtual Classes.....pg 3	Jewelry & Metals.....pg 8	Course Calendar.....pg 14
Our Instructors.....pg 4	Drawing, Painting, & Printmaking.....pg 9	About Us.....pg 16

Mark Your Calendars for Fall 2020!

Classes and workshops at WaterWorks are in full swing and we are pleased to offer new and exciting offerings this Fall. Due to our enhanced safety measures that include social distancing, our classes and workshops have fewer enrollment spaces and fill up very quickly. So, if you see something you'd like to participate in, don't delay! Enroll online at <https://guide.tulsaparks.org/>

We hope to see you soon!



Lee Anne Zeigler, Executive Director
lzeigler@cityoftulsa.org

WaterWorks Hours of Operation

Mondays - Thursdays, 8:30 a.m. - 8:30 p.m.

Fridays, 8:30 a.m. - 4:30 p.m.

Saturdays, 12:30 - 4:30 p.m.

WaterWorks Art Center will be closed:

Monday, September 7 for Labor Day

Thursday-Saturday, November 26-28 for Thanksgiving

Abbreviated Hours:

Wednesday, November 25th, open 8:30 a.m. - 12:30 p.m.

Covid-19 Safety Guidelines

The City of Tulsa's Park and Recreation Department remains committed to ensuring the safety of our staff and residents, and continues to consult with the Tulsa Health Department and CDC guidelines. Please know the health and safety of our community is our highest priority. The new policies are as follows:

Please note the following temporary practices and protocols are in place at our center:

- Building hours and programs are subject to change in response to health guidance and protocols, including additional restrictions, rescheduling and/or cancellations.
- Online registration is available at www.tulsaparks.org and is the preferred method of enrollment and payment for all programs and events to reduce your wait time and increase safety.
- Additional updates and policies will be communicated by center staff as well as posted online to our website and social media accounts.
- All people entering the building must wear a face mask.
- Please use hand sanitizer upon entering the building.
- Temperature and contact information will be taken.
- Wash your hands or use hand sanitizer as needed throughout your visit.
- Sanitize any group equipment or surfaces after you are finished using it.
- Keep a distance of 6 feet between yourself and others. Work areas have been spaced to allow for appropriate social distancing.
- The kitchen is temporarily closed. Any food must be eaten outside of the building.
- If you feel unwell, or have a cough, fever, tightness of chest, or lethargy please stay home until you feel better.
- Periodic cleaning and sanitization of the building will occur throughout the day.
- Each program will have a unique set of health and safety guidelines for the activity/event.

Open Studio Policies

Due to social distancing guidelines, Open Studios are available by appointment only.

To reserve your work time, please call us at (918) 596-2440.

For more detailed policies, please visit our website: www.waterworksartcenter.com/open-studios.

Our Instructors



Laura Borders is a Cherokee artist who has been creating art all her life and weaving for more than 25 years. She was taught by Kathy Van Buskirt, master Cherokee basket weaver who is recognized by the Cherokee Nation as a "National Living Treasure." She continues to share her knowledge and expertise in Cherokee art to children and adults in her community through Artists-In-The-Schools, by The Arts and Humanities Council of Tulsa, Gilcrease Museum, Leadership Oklahoma, and WaterWorks Art Center. She has also conducted classes as a guest artist in Vancouver, British Columbia, Canada.



Yusuf Etudaiye is a contemporary African artist, born in Nigeria on the west coast of Africa. At the age of 19, he came to the U.S. to study and received an Associate of Art degree from Northern Oklahoma College in Tonkawa, Oklahoma. He later received a Bachelor of Fine Art from Oklahoma State University. Etudaiye later established Etudaiye Pottery Studio in McAlester, Oklahoma, and looks at art "not just as a matter of talent, but rather a process of evolution."



Jenny Bradley is a studio jeweler who lives and works in Tulsa, Oklahoma. Her work is inspired by classic, modern forms influenced by her surroundings. Particular inspiration is found in nature and in architecture. She loves to create unique, heirloom quality jewelry. Jenny studied jewelry and metalsmithing in Providence, receiving a BFA at the Rhode Island School of Design. She later went on to achieve her Master of Fine Arts at State University of New York at New Paltz. She has worked as a bench worker and jewelry designer with teaching metals courses over the years.



Hans Fichtenberg has always been drawn to creative forms of expression and enjoys all types of visual art including creating pottery, experimenting with faux finishes, photography, exploring architecture and interior design, expanding his skills for paper making and various painting styles. Hans served on the WaterWorks Advisory Council for three years before joining the WaterWorks staff in March of 2018. "Working in an environment that is filled with inspired and creative spirits is a privilege and joy to be grateful for each day."



Tom Conrad holds a Master of Fine Arts degree from the California College of the Arts and a Bachelor of Art History and Master of Art in Painting from the University of Tulsa. He is an experienced art teacher and has taught printmaking, color and design, and even English in Tokyo, Japan. His extensive travel and living experience in other cultures provide a perspective and enthusiasm for many art forms. Currently, his paintings are exhibited at Joseph Gierk Fine Art Gallery. More images of Tom's work may be seen at www.tomconradart.com



Nancy Harkins is an award-winning painter whose work is included in several corporate collections and published in four books. For more than 35 years, Nancy has worked in watercolor, taught numerous watercolor workshops and classes, and exhibited her work in national and regional exhibits. Nancy has taught at WaterWorks Art Center for more than 11 years. To see more of her work, go to www.harkinsfineart.com

Our Instructors




Joseph Jenner is a metalsmith who creates work that focuses on process and traditional metalsmithing techniques. Joseph received a BFA in Metalsmithing and Blacksmithing from Southern Illinois University Carbondale. In 2011, he relocated to Tulsa where he works as shop manager at Wiemann Metalcraft. He sells his work as Wander Rust and frequently exhibits in local and regional craft fairs.



Lori Roll learned about art, color and composition by observing nature and as a student of photography at the University of Tulsa. She has worked with jewelry, collage, small environments, acrylic and oil painting and has shown her work at galleries in Maine and Oklahoma. She became interested in the encaustic art form and cold wax medium due to their rich history, fluidity and textural possibilities and is a perennial student of these fascinating mediums.



Jini Kim received her Master of Fine Arts in Painting at the University of Tulsa. She currently teaches at Rogers State University in Claremore, Oklahoma. Her large-scale linocut prints have been exhibited at Tulsa Arts Coalition, Hardesty Arts Center, and at Greg Moon Fine Art Gallery in Taos, New Mexico. To see more of Jini's work, go to <https://www.artbyjinikim.com/>




Lynn Tedder holds a Bachelor of Fine Arts degree from the University of Texas at Austin. She has been weaving for over 30 years and studying, teaching, and writing about weaving for over 20. She has had articles and projects published in *Weaver's* and *Handwoven* magazines. From 2000 until 2015, she served as a technical editor for *Handwoven* magazine. She particularly enjoys figuring out what the threads in a weave structure are actually doing and then explaining her discoveries to anyone who stands or sits still long enough to listen.



Gina Crowder Levesque works with natural dye stuffs, weaving, rug hooking, spinning and traditional penny rug construction. She has been dyeing with natural materials and researching their history for over 20 years. Gina has taken and taught many natural dye workshops throughout the country.



Lee Anne Zeigler, Executive Director of WaterWorks Art Center, holds a Bachelor of Science in Biological Sciences and Chemistry and a Master of Science in Landscape Architecture and Horticulture. Her passion for science is equaled by her love of art and artistic expression. It is in the nurturing environment of this art center that she has enhanced her abilities as a weaver and colored pencil artist.



Taylor Painter-Wolfe was born and raised in Tulsa and is a graduate of Booker T. Washington High School. She attended The Kansas City Art Institute where she majored in fiber art and developed her interest in making and dyeing felted wool. She later received a Master of Special Education from The University of Washington and now divides her time between making and showing her work and teaching art. Taylor makes and dyes her own felt and uses it to create abstract landscapes inspired by aerial photography and satellite images.

Private Groups

Inspire and energize any group or team with our fun and creative visual art activities. We'll work with you to create an event that takes a group of six or more out of their ordinary day-to-day routine and into our space for an inspiring, creative art activity.



Collaborative Painting

3 hours • \$30/person

This project requires your group to negotiate colors, shading, and transitioning between images and final details as a team. You'll end up with one large image on canvas that is perfect for use in a meeting room or break area.



Clay Creations

2 hours • \$30/person

Work with soft clay to handbuild a vessel or sculpture from scratch. Participants learn techniques to texture and color their creations as desired. All projects are bisque-fired, then glazed and ready to pick up at WaterWorks two weeks after the event.



Metal Stamping

3 hours • \$45/person

Design and make your own personalized jewelry using stamps and charms. Students learn to stamp letters and symbols on sterling silver and brass shapes for a necklace and add beads and charms. Make a personalized bracelet by stamping and forming metal over a mandrel to fit your wrist. Students leave class with both a necklace and a bracelet. All materials are provided.



All about Cuffs

4 hours • \$55/person

Learn the fundamentals of jewelry making — sawing, filing, annealing, texturing, and polishing — while creating a couple of unique, textured cuffs to take home! Students use copper and/or Nugold which is provided.

Clay Classes



All Clay Students must wear shoes with closed heels and toes.



Raku Firings

Facilitator: Yusuf Etudaiye

WaterWorks Art Center now offers Raku firings. All pieces (maximum size/ piece: 12" x 12" x 12") are fired and price per firing is based on size. Pieces must be pre-fired to a bisque state; you may glaze all pieces when you bring them for addition to the Raku firing. Patrons may observe and help with newspaper ONLY. Pieces submitted for Raku firings must be entered onto the Raku Log in the office (pre-payment is required). Firings are scheduled based on demand and wind and weather conditions.

Small Sculpture Workshop

Instructor: Yusuf Etudaiye



\$125 • September 10 & 11 • Thursday & Friday 9 a.m. – 4 p.m.

Resident Teaching Artist, Yusuf Etudaiye, guides students in a two-day workshop tailored to help those who aspire to sculpt with clay. This workshop is designed to build a foundation from which to work in clay sculpted forms. Step-by-step demonstrations by the instructor reveal how to take a lump of clay to a finished form or concept, armature, and how to dissect a piece and put it back together. Each student needs 25 lbs. of brown clay and clay tools for this workshop. These materials may be purchased at WaterWorks for \$20 and \$10, respectively. Glazes and kiln firings are included in the tuition. This dynamic workshop is limited to eight (8) participants. All skill levels are welcome – no experience necessary. Bring a sack lunch and drink to enjoy during the lunch break. Brown clay (\$20) and a basic set of clay tools (\$10) are available for purchase at WaterWorks. **Class Code: WW23578.2**



Beginning Pottery Wheel

Instructor: Yusuf Etudaiye

\$125 • Two Sessions Available:

WW23579.2 • September 14 – November 2 • Monday 6 – 8:30 p.m.

WW23580.2 • September 15 – November 3 • Tuesday 1 – 3:30 p.m.

This eight-session class is designed for anyone interested in learning how to throw on the pottery wheel. Students learn clay-forming techniques and develop an understanding and appreciation for both the studio process and hand-craftsmanship. Students learn how to center clay on the wheel, make cylinders, and pull coffee mugs and bowls. Step-by-step instruction provides the basic how-to information needed to complete one or more glazed projects. Each student needs 25 lbs. of clay and basic clay tools for the first evening of class. These items may be purchased from WaterWorks for \$20 and \$10, respectively.



Intermediate Pottery Wheel

Instructor: Yusuf Etudaiye

\$100 • September 17 – October 22 • Thursday 6 – 8:30 p.m.

This intermediate-level, six-session class provides students already familiar with making functional forms such as cylinders and bowls with an experience in exploring shapes and forms or have taken Beginning Pottery Wheel. Students continue to hone their skills by learning to make objects such as a tea pots, pitchers, and plates. Clay tool kits (\$10/kit), brown clay blocks (\$20), and off-white clay (\$25) are available for purchase at WaterWorks Art Center.

Class Code: WW23511.2

Jewelry & Metals Classes

✚ All Jewelry Students must wear shoes with closed heels and toes.



Ring Making for Beginners

Instructor: Jenny Bradley

\$90 • September 17 & 18 • Thursday & Friday 10 a.m. - 4 p.m.

Enjoy learning basic metalsmithing techniques as you design and make your own rings. Basic skills such as sawing, soldering, forming and texturing metal are covered. Students will design and make several rings of their choosing. Designs discussed include twist rings, stack rings, textured bands, and bezel set stone rings. A kit fee of \$30 (payable to the WaterWorks Advisory Council) covers all materials. Tools are provided and shared. Safety policies and procedures must be followed in the jewelry classroom. This popular two-session class is limited to six (6) students and is suitable for beginners. All skill levels are welcome. **Class Code: WW23608.2**



Forging a Copper Ring Dish Workshop

Instructor: Joseph Jenner

\$40 • October 3 • Saturday 1 - 4 p.m.

Students make a three- to four-inch dish from a copper disc and learn to anneal, forge, form at the anvil, sand bag and wood forms. Students may customize their copper dish using stamps, if desired. Forging is a physical process that requires the ability to swing a hammer repetitively. Previous metalsmith experience is helpful, but not required in this workshop. A kit fee of \$10 (payable to the instructor) covers all materials. Tools are provided and shared. Safety policies and procedures must be followed in the jewelry classroom. This class is limited to six (6) students. **Class Code: WW23667.2**

Enameling for Beginners

Instructor: Jenny Bradley

\$90 • October 22 & 23 • Thursday & Friday 10 a.m. - 4 p.m.

An ancient technique for coloring and decorating objects, enamel is a traditional way to add color to your work. Learn the basic techniques of using enamel while making a collection of elements that can be made into small pendants, charms, and earrings. Students work with opaque and transparent enamels by sifting with stencils and wet packing. Use of both kiln and torch firings will be covered as well. No prior jewelry experience is necessary for this introductory two-session class is limited to six (6) students. A kit fee of \$40 (payable to the instructor) covers all materials. Tools are provided and shared. Safety policies and procedures must be followed in the jewelry classroom. **Class Code: WW23608.2**



Earrings Extravaganza!

Instructor: Jenny Bradley

\$90 • November 19 & 20 • Thursday & Friday 10 a.m. - 4 p.m.

Explore a variety of designs and techniques while making your own collection of unique earrings! Students develop their own designs for three to five pairs of earrings and make at least one each of hoops, posts, and dangles. Materials kit includes a selection of wire, chain, and sheet metal in brass and silver, along with a small selection of beads and stones to be incorporated in the designs. Join us for this fun, two-day class and finish with your own stash of new earrings! This beginner/intermediate-level class is limited to six (6) students. A kit fee of \$30 (payable to the WaterWorks Advisory Council) covers all materials. Tools are provided and shared. Safety policies and procedures must be followed in the jewelry classroom.

Class Code: WW23618.2



Drawing, Painting & Printmaking



Waxing Poetic Basics Workshop: Beginning Cold Wax & Oil Painting

Instructor: Lori Roll

\$85 • September 18 • Friday 10 a.m. – 4 p.m.

This ancient medium using wax with oil pigments is gaining tremendous popularity in the United States and abroad. Learn the basics using this malleable medium to create layer, marks and personal artistic expression in this one-day workshop. Students new to cold oil and wax are introduced to the medium, materials and tools. The instructor demonstrates color mixing, applications and technique. Please bring a spool of blue painter's tape and a 9" x 12" pad of 12-sheets of Arches™ Oil Paper. All additional materials and tools are included. Wear old clothes or an apron. All skill levels are welcome – no experience is necessary. This dynamic offering is limited to ten (10) participants to allow for individual attention and support. Bring a sack lunch to enjoy at a mid-day break. **Class Code: WW23565.2**



Waxing Poetic Intermediate/Advanced Workshop: Cold Wax & Oil Painting

Instructor: Lori Roll

\$65 • September 19 • Saturday 12:30 – 4:30 p.m.

If you have already taken a workshop in cold wax and oil painting, this workshop is for you! You've already got the basics and a general understanding of the endless possibilities of this malleable medium and you're ready to explore and expand your repertoire. We refresh ourselves with the basics, gather inspiration from various sources and then we paint! Students explore techniques beyond the basics including the use of pigment sticks, collage and mixed media. The instructor demonstrates color mixing, applications and technique. Please bring a spool of blue painter's tape and a 9" x 12" pad of 12-sheets of Arches™ Oil Paper and, if desired, gessoed cradle boards or birch panels. All additional materials, paints, wax medium and tools are provided. Wear old clothes or an apron. This dynamic offering is limited to ten (10) participants to allow for maximum individual attention and painting time. **Class Code: WW23505.2**



Pet Portraits in Colored Pencil

Instructor: Lee Anne Zeigler

\$50 • September 24 – October 8 • Thursdays 1 – 4 p.m.

Bring your favorite photo of a beloved pet or any animal you want to capture in colored pencil. Together, we explore how to transfer your image to Stonehenge paper; discuss and demonstrate various methods of applying and taking off color; and finishing your portrait using fixatives and framing. As a medium, colored pencil drawing is stress-free, fun and portable! Students bring a basic set of Prismacolor™ pencils, manual pencil sharpener, kneaded eraser and clip board suitable for a 9" x 12" piece of paper. All skill levels are welcome in this introductory-level class. **Class Code: WW23560.2**



Linocut Printmaking

Instructor: Jini Kim

\$95 • September 23 & 30 • Wednesdays 6 – 8:30 p.m.

Throughout history, printmaking has allowed artists to share their original work millions to enjoy. Printmaking was a necessary component of sharing images, news, advertisements, and more. In this two-session class, students have an opportunity to create an original print using carving tools on linoleum block. A supply list is provided to each enrolled student. Additional materials are shared and provided for use during class. All skill levels are welcome in this dynamic introductory class.

Class Code: WW23613.2

Building a Better Watercolor

Instructor: Nancy Harkins

\$145 • September 29 – November 17 • Tuesday 5:30 – 8:30 p.m.

Join us as we explore different aspects of constructing a strong and vibrant painting in watercolor. All skill levels are welcome whether you are just beginning or have experience with this fascinating medium. This eight-week class includes discussions on value, structure, design and composition, color mixing, paint application, brushwork and more focusing landscapes based on personal photos brought to class by students. Instructor demonstrations are included in most sessions and individual help is always available. A supply list is available to all enrolled students.

Class Code: WW23713.2



Hot Wax: Introduction to Encaustic Painting & Collage Workshop

Instructor: Tom Conrad

\$95 • October 9 • Friday 9 a.m. – 4 p.m.

Jump into the bold world of hot wax painting in this one-day workshop designed for all skill levels. Students learn the versatility of pigmented hot wax as they build layers of opaque or transparent wax, then scrape, texture, and/or polish to achieve a variety of stunning visual effects. Collage materials can add an extra dimension to the imagery – students are welcome to bring collage materials to incorporate. All encaustic materials are included to create one 18" x 24" cradled canvas. Equipment is provided and shared. Students are encouraged to wear aprons or old clothes and to bring a snack or sack lunch to enjoy at a mid-day break. This popular workshop is limited to six (6) participants.

Class Code: WW23714.2



Falling Leaves Monoprint Workshop

Instructor: Tom Conrad

\$65 • October 10 • Saturday 12:30 – 4:30 p.m.

Students are introduced to the printmaking process using our Intaglio (in-TAL-ee-oh) press. Monoprint uses a watercolor image imprinted on dampened Arches 88 watercolor paper from a specialized polypropylene surface that serves as the "plate" on the press to create one-of-a-kind prints. Students may use various materials such as dried grasses, autumn leaves, or other botanicals to create an embossed image on the painted background to create beautiful monoprints suitable for framing or making into note cards. No experience is needed for this introductory-level workshop limited to eight (8) students. **Class Code: WW23788.2**





Beginner's Drawing I

Instructor: Jini Kim

\$95 • October 23 – November 13 • Fridays 1 – 4 p.m.

Drawing is a fundamental part of any artistic process allowing the artist to translate three-dimensional forms onto a two-dimensional surface. In this four-week class, students learn how to draw objects from life, such as a still-life, interior spaces, exterior landscapes, and even human forms. A supply list is provided to each enrolled student. Easels and drawing boards are provided for use during class. All skill levels are welcome in this dynamic introductory class. **Class Code: WW23513.2**

Fiber Arts & Textiles



Dyeing with Fresh Indigo

Instructor: Gina Crowder Levesque

\$50 • September 12 • Saturday 12:30 – 4:30 p.m.

Dyeing with fresh indigo leaves is a unique and rewarding experience. In this class, we explore various ways to use the indigo leaves for dyeing including making a fresh indigo vat. Fresh indigo leaves, two silk scarves, wool yarn samples for dyeing, and a notebook of information to take home for reference are provided for a kit fee of \$20 (payable to the instructor). Students are encouraged to wear an apron; nitrile gloves are provided for this half-day workshop limited to 12 participants. **Class Code: WW22777.2**

Weaving 201: Warping and Weaving Twill

Instructor: Lynn Tedder

\$155 • September 14 – November 2 • Monday 6 – 8:30 p.m.

In this comprehensive eight-session class, participants wind a warp, thread and dress a 4-shaft floor loom with a striped cotton warp to weave a sampler as a reference for future weaving projects. The sampler includes 74 different twill interlacements as a reference for future weaving projects. The class includes a notebook with complete instructions for weaving and finishing all samplers. All materials for the sampler are included in the cost of the class and are provided at the first class. Be prepared to understand weaving as you've never understood it before! Students should bring small sharp craft scissors or snips; 6-inch sewing ruler; 60-inch tape measure; straight pins, and \$10 kit fee (payable to the instructor) for a comprehensive handout. NOTE: Students may require additional time to finish the project. Prerequisite: "Weaving 101" or instructor approval prior to enrollment. Class is limited to four (4) students. **Class Code: WW22699.2**



Weaving 301: Personal Projects

Instructor: Lynn Tedder

\$120 • September 15 – October 20 • Tuesday 1 – 4 p.m.

Refine your warping and weaving skills by weaving a project of your choice on one of the WaterWorks floor looms. Projects can be chosen from an extensive collection of pre-designed patterns or developed from original designs with coaching and assistance from the instructor throughout the project, as desired. Other necessary weaving equipment is provided for use. Students also learn to document their projects for future reference. This intermediate/advanced skill level class requires instructor approval prior to enrollment and is limited to five (5) students. **Class Code: WW23679.2**





Hand Papermaking Workshop

Instructors: Tom Conrad and Hans Fichtenberg

\$60 • September 25 • Friday 9 a.m. – 4 p.m.

This is the perfect workshop to learn the basics of making paper by hand! Students are supplied with pigmented paper pulp (made in our own Hollander Beater), dishpan mould and deckle sets, foreign objects such as botanicals and fabric, and everything one needs to create a dozen or more small sheets of paper. Students work in the large studio room and outdoor classroom and are encouraged to wear shoes suitable for standing on a wet concrete floor and an apron. At the end of the workshop, each student loads their handmade pages into a unique drying box. Students may pick up their dried handmade paper the following week at WaterWorks. All skill levels are welcome – no prior experience is necessary. Bring a sack lunch and beverage to enjoy during a short lunch break. **Class Code: WW23672.2**




Beginning Cherokee Double-Wall Basket Weaving Workshop

Instructor: Laura Borders

\$55 • October 2 • Friday 10 a.m. – 4 p.m.

Students create a Cherokee double-wall basket from natural reed with instruction from Cherokee citizen and artist, Laura Borders. She will demonstrate the mechanics of weaving a Cherokee basket. Then, each student creates their own unique basket with the option of using hand-dyed reeds to incorporate the element of color and design into their basket. No experience is necessary in this introductory workshop. A kit fee of \$25 (payable to the instructor in cash at the beginning of the workshop) provides everything you need to create a small basket. No experience is necessary – all skill levels are welcome. NOTE: This is a wet process; students should bring a towel from home and perhaps an apron. Bring a sack lunch and beverage to enjoy during a short lunch break.

Class Code: WW22790.2



Beginning Inkle Weaving

Instructor: Gina Crowder Levesque

\$50 • November 21 • Saturday 12:30 – 4:30 p.m.

Inkle weaving is done on small, portable looms and results in sturdy bands used as belts, straps, bookmarks, and trim on clothing – items perfect for gift giving! Come learn this ancient fiber art with a loom, shuttle, and warp provided for use during this fun and informative workshop. A \$15 kit fee (payable to the instructor) covers materials to make your take-home band. This workshop is limited to four (4) students. **Class Code: WW22709.2**



Lightweight Nuno-Felted Silk & Wool Scarf Workshop

Instructor: Taylor Painter-Wolfe

\$35 • September 26 • Saturday 1 – 4 p.m.

Learn the basics of turning wool into felt with hot water and agitation. This workshop is perfect for people who have no experience with felting or those who have some experience with felting but want to practice this ancient form of textile creation. In this workshop, the instructor discusses and demonstrates a variety of wet felting techniques using hand-dyed wool felt and silk. Each student designs and creates their own beautifully-felted wool and silk scarf! A kit fee of \$20 (payable to the instructor) provides all necessary materials. Students should wear suitable shoes for a wet concrete floor and an apron.

Class Code: WW22778.2

Birthday Art Parties

Come celebrate birthdays with us! Art-themed parties are available for kids ages 6 and up. Each Birthday Party lasts approximately 1 & 1/2 hours (45 minutes for the art project and the remaining 45 minutes for guests to enjoy refreshments brought by the host family). Typical art projects include: acrylic painting on canvas; watercolor painting on paper; cards with ink stamping; and mixed media collage.

WaterWorks Birthday Parties include:

- Use of the large studio space with tables and chairs;
- Use of art supplies necessary to complete your take-home project; and
- An Art Instructor who guides guests through the art project.

1 - 10 children: \$100 (minimum)
11 - 20 children: \$10/child (maximum 20 children*)

*Covid-19 safety regulations must be followed at all times.



Facility Rental



Are you planning a reception, small corporate function or party? WaterWorks Art Center is the perfect venue for your event! Up to 150 guests* can enjoy our beautiful large studio space with picturesque windows, stage, adjoining outdoor patio, and views of historic Newblock Park and the downtown Tulsa skyline. On-site parking and a kitchenette are available for your event at no extra cost.

*Capacity is limited to 24 people due to safety regulations regarding Covid-19.

Contact us for more information and to check availability of dates.

Phone: (918) 596-2440
 Email: lzeigler@cityoftulsa.org

Rental Area	Hourly Rate
Large Studio with Stage	\$100
Outdoor East Patio	\$60

September 2020

Sunday	Monday	Tuesday	Wednesday	Thursday	Friday	Saturday
		1	2	3	4	5
6	7 CLOSED	8	9	10 9-4 Small Sculpture	11 9-4 Small Sculpture	12 12:30-4:30 Indigo
13	14 6-8:30 Twill 6-8:30 Beg. Wheel	15 1-3:30 Beg. Wheel 1-4 Wvg. 30I	16	17 10-4 Ring Making 6-8:30 Int. Wheel	18 10-4 Ring Making 10-4 Beg. Cold Wax	19 12:30-4:30 Int. Cold Wax
20	21 6-8:30 Twill 6-8:30 Beg. Wheel	22 1-3:30 Beg. Wheel 1-4 Wvg. 30I	23 6-8:30 Linocut	24 1-4 Pet Portraits 6-8:30 Int. Wheel	25 9-4 Papermaking	26
27	28 6-8:30 Twill 6-8:30 Beg. Wheel	29 1-3:30 Beg. Wheel 1-4 Wvg. 30I 5:30-8:30 Watercolor	30 6-8:30 Linocut			1-4 Nuno Felt

Color Key:

Ceramics

Fiber/Textiles

Drawing/Painting/Printmaking

Metals/Jewelry

Open Studios



Our facilities are available for use beyond our workshops and classes. Do you need more time to finish up class projects or dive more deeply into the material? Our Open Studio is a great way to build a stronger art practice and nurture our artist community.

For a daily Open Studio fee, you are welcome to access most work spaces for use of tools and equipment. Students must have completed a course (excludes one-day workshops) in the particular studio area to ensure safe use of materials and equipment. Release and waiver forms as well as policy & procedures documents must be signed by clay and metalsmithing/jewelry students and any other specialty workshops and/or special events as deemed necessary. Each studio has their own schedule and policies. For more info, please call or visit our website: WaterWorksArtCenter.com/open-studios.



October 2020

Sunday	Monday	Tuesday	Wednesday	Thursday	Friday	Saturday
				1 1-4 Pet Portraits 6-8:30 Int. Wheel	2 10-4 Basket Wvg.	3 1-4 Forging Ring Dish
4	5 6-8:30 Twill 6-8:30 Beg. Wheel	6 1-3:30 Beg. Wheel 1-4 Wvg. 301 5:30-8:30 Watercolor	7	8 1-4 Pet Portraits 6-8:30 Int. Wheel	9 9-4 Hot Wax	10 12:30-4:30 Monoprint
11	12 6-8:30 Twill 6-8:30 Beg. Wheel	13 1-3:30 Beg. Wheel 1-4 Wvg. 301 5:30-8:30 Watercolor	14	15 6-8:30 Int. Wheel	16	17
18	19 6-8:30 Twill 6-8:30 Beg. Wheel	20 1-3:30 Beg. Wheel 1-4 Wvg. 301 5:30-8:30 Watercolor	21	22 10-4 Enameling 6-8:30 Int. Wheel	23 10-4 Enameling 1-4 Beg. Drawing	24
25	26 6-8:30 Twill 6-8:30 Beg. Wheel	27 1-3:30 Beg. Wheel 5:30-8:30 Watercolor	28	29	30 1-4 Beg. Drawing	31

November 2020

Sunday	Monday	Tuesday	Wednesday	Thursday	Friday	Saturday
1	2 6-8:30 Twill 6-8:30 Beg. Wheel	3 1-3:30 Beg. Wheel 5:30-8:30 Watercolor	4	5	6 1-4 Beg. Drawing	7
8	9	10 5:30-8:30 Watercolor	11	12	13 1-4 Beg. Drawing	14
15	16	17 5:30-8:30 Watercolor	18	19 10-4 Earrings	20 10-4 Earrings	21 12:30-4:30 Beg. Inkle Weaving
22	23	24	25	26 CLOSED	27 CLOSED	28 CLOSED
29	30					

Class Registration

Name _____

Address _____

City _____ State _____ Zip _____

Phone _____

Email _____

Class Name _____

Instructor _____

Class Code _____ Tuition _____

Class Name _____

Instructor _____

Class Code _____ Tuition _____

Class Name _____

Instructor _____

Class Code _____ Tuition _____

TOTAL _____

ENROLLMENT POLICIES

Registration: All classes are registered on a first come, first served basis. Payment should be received one week prior to the beginning of class. We accept cash, check, Visa or MasterCard in our office or checks by mail. Make all checks payable to City of Tulsa. Materials or kit fees are paid to instructors on the first day of class.

Cancellations: WaterWorks reserves the right to cancel class if enrollment is not met. In case of cancellation, students will be notified and given a full refund or credit .

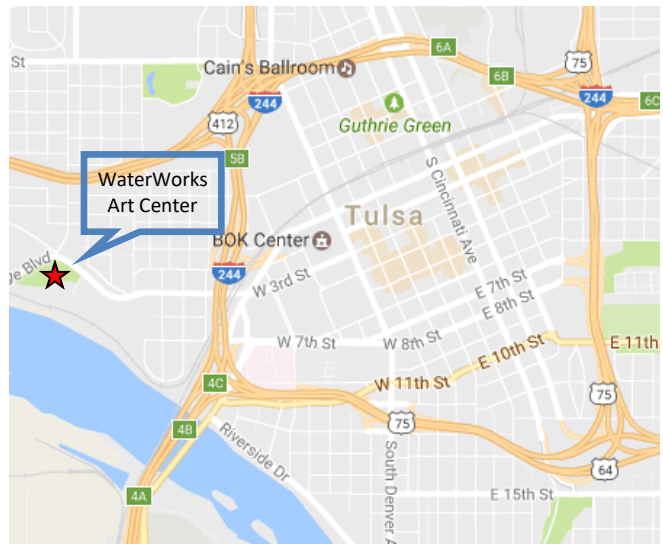
Refunds: No refunds after the first class meeting. No partial refunds will be made if a student misses any classes.

Attendance: Tuition and fees are for the entire course, regardless of attendance. Students must attend the first day of class or contact us prior to class meeting, otherwise they will be unenrolled with no refund.

ID CARDS: All patrons 16 and over must obtain a free Tulsa Parks ID card to participate in activities. Check in using your membership card with each visit. Please make the front desk your first stop for further membership information.

About Us

WaterWorks Art Center (a historically renovated 7,300-square-foot facility just west of the BOK Center in Downtown Tulsa) brings visual fine arts experiences, hands-on classes, and quality art exhibits to Tulsa and neighboring communities.



Contact Us At:
 WaterWorks Art Center
 1710 Charles Page Blvd.,
 Tulsa, OK 74127

Phone: (918) 596-2440
 Fax: (918) 596-2442

www.cityoftulsa.org/waterworks
www.waterworksartcenter.com

Find, Follow & Share:
 @WaterWorksArtCenter
 @TulsaParks

Visit www.tulsaparks.org for classes and programs offered for all of our parks and community centers!

WaterWorks Staff:

Executive Director Lee Anne Zeigler
lzeigler@cityoftulsa.org

Recreation Coordinator Jenny Bradley
jbradley@cityoftulsa.org
 Hans Fichtenberg
hfichtenberg@cityoftulsa.org

Custodian Trudy Dunn
tdunn@cityoftulsa.org

