



Spring Programs

March - May 2021



Miles to Go (Pastel on paper by Greg Stone, PSA)

Contact Info.....pg 2	Private Groups.....pg 8	Fiber Arts & Textiles.....pg 15
Policies.....pg 3	Clay.....pg 9	Course Calendar.....pg 18
Facility Rental.....pg 5	Jewelry, Metals & Glass.....pg 11	About Us.....pg 20
Our Instructors.....pg 6	Drawing, Painting & Printmaking.....pg 12	





Contact Us At:
WaterWorks Art Center
1710 Charles Page Blvd.,
Tulsa, OK 74127

Phone: (918) 596-2440
Fax: (918) 596-2442

www.cityoftulsa.org/waterworks

Find, Follow & Share:
@WaterWorksArtCenter
@TulsaParks

Visit www.tulsaparks.org for classes and programs offered for all of our parks and community centers!

Staff

Anna America | Director | annaamerica@cityoftulsa.org
Omare Jimmerson | Recreation Program Manager | ojimmerson@cityoftulsa.org
Lee Anne Zeigler | Park Manager | lzeigler@cityoftulsa.org
Jenny Bradley | Recreation Coordinator | jbradley@cityoftulsa.org
Hans Fichtenberg | Recreation Coordinator | hfichtenberg@cityoftulsa.org
Trudy Dunn | Custodian | tdunn@cityoftulsa.org

Hours of Operation*

Monday | 8:30 a.m. - 8:30 p.m.
Tuesday | 8:30 a.m. - 8:30 p.m.
Wednesday | 8:30 a.m. - 8:30 p.m.
Thursday | 8:30 a.m. - 8:30 p.m.
Friday | 8:30 a.m. - 4:30 p.m.
Saturday | 10:30 a.m. - 4:30 p.m.
Sunday | Closed

Building Closures

Friday - Saturday, April 2 - 3 | Easter Holiday
Saturday - Monday, May 29 - 31 | Memorial Day Holiday

*Hours are subject to change based on health and safety assessments in response to the COVID-19 pandemic. Building will close after the last scheduled activity.



For ages 7 - 11

Monday - Friday, 9 a.m. - 4 p.m.

March 15 - 19, 2020

Cost: \$125

Join us this spring for our educational and fun-filled WaterWorks Spring Break Art Camp. A variety of art projects are offered including drawing, painting, collage, ceramics and more! All supplies are included!

Campers should bring a non-perishable sack lunch, snacks and a drink daily. There are no vending machines available at WaterWorks Art Center.

Space is limited. No refunds will be issued after Monday, March 8 (one week before camp begins). Enroll in person or online at WaterWorksArtCenter.com. Additional camp paperwork must be filled out in our offices if enrolling online. Please contact us for details at (918) 596-2440.

Policies

Enrollment

Enroll online for any course at www.tulsaparks.org or in person at WaterWorks Art Center. We encourage you to enroll in courses early, as they have a limited number of spaces. If a course becomes full we can place those still interested on a waitlist. Programs not meeting minimum enrollment prior to the start date will be cancelled. Courses are available to persons 16 years of age or older, unless otherwise noted.

Cost and Payment

Advanced registration for classes is required. Payments can be made online or in person, and we accept Visa/Mastercard credit cards, check, or cash. If paying in cash, exact change is required. Make all checks payable to the City of Tulsa. Materials or kit fees are paid to instructors on the first day of class. Tuition covers all necessary tools and supplies unless otherwise noted. A supply list will be provided to students when needed. A 25% additional fee will be added for non-residents of the Tulsa city limits on all rental and programming costs.

ID Cards

All patrons must obtain a free Tulsa Parks ID card in order to participate in activities. Membership cards will be issued upon enrollment if registering in person. If enrolling online, membership cards can be picked up on your first day of class at the front desk. Check in using your membership card with each visit.

Attendance

Tuition and fees are for the entire course, regardless of attendance. Students must attend the first day of class or contact us prior to the class meeting, otherwise they will be unenrolled with no refund or credit issued.

Program Change

Changes to programs are made based on current enrollment numbers, health and safety concerns or when needed by the instructor. This can result in a change of day or time of program, as well as location, class size, changes or restrictions in program content or even cancellation of the program. When a change to a class is made, we will contact all enrolled participants with information about the change as soon as possible. If a participant no longer wants to attend the changed class, a refund or in-house credit is available.

Credits & Refunds

If a student withdraws prior to the class date, a credit or refund will be issued. Credits are useable at any Tulsa Parks locations. Refunds are issued via check and will be mailed to the recipient.

Bullying and Discrimination

Bullying and discrimination are real and taken seriously by Tulsa Parks and the City of Tulsa. Bullying or discriminatory behavior by any patron will not be tolerated within our facility or park grounds. You can read our full bullying and discrimination policy by visiting www.cityoftulsa.org/park-rules-policies.

Covid-19 Safety Guidelines

The City of Tulsa’s Park and Recreation Department remains committed to ensuring the safety of our staff and residents and continues to consult with the Tulsa Health Department and CDC guidelines. Please know the health and safety of our community is our highest priority.

Please note the following temporary practices and protocols are in place at our center:

- Building hours and programs are subject to change in response to health guidance and protocols, including additional restrictions, rescheduling and/or cancellations.
- Online registration is available at www.tulsaparks.org and is the preferred method of enrollment and payment for all programs and events to reduce your wait time and increase safety.
- Additional updates and policies will be communicated by center staff as well as posted online to our website and social media accounts.
- All people entering the building must wear a face mask.
- Please use hand sanitizer upon entering the building, and wash your hands or use hand sanitizer as needed throughout your visit.
- Temperature and contact information will be taken upon entering the building.
- Sanitize any group equipment or surfaces after you are finished using it.
- A distance of at least six feet must be maintained between yourself and others. Work areas have been spaced to allow for appropriate social distancing.
- The kitchen is temporarily closed. Any food must be eaten outside of the building.
- If you feel unwell, or have a cough, fever, tightness of chest, or lethargy please stay home until you feel better.
- Periodic cleaning and sanitization of the building will occur throughout the day.
- Each program will have a unique set of health and safety guidelines for the activity/event.

Open Studio Policies

Our facilities are available for use beyond our workshops and classes. Do you need more time to finish up class projects or dive more deeply into the material? Open Studio time is a great way to build a stronger art practice and nurture our artist community.

For a daily Open Studio fee, you are welcome to access most work spaces for use of tools and equipment. Students must have completed a course (excludes one-day workshops) in the medium studio area to ensure safe use of materials and equipment. Release and waiver forms as well as policy & procedures documents must be signed by clay and metalsmithing/jewelry students and any other specialty workshops and/or special events as deemed necessary. Each studio has their own schedule and policies. For more info, please call or visit our website: WaterWorksArtCenter.com/open-studios.

Open Studio Fees

	Resident	Non-Resident	
Daily Drop-In	\$10	\$13	Due to social distancing guidelines, Open Studios are currently available by appointment only . To reserve your work time, please call us at (918) 596 - 2440.
6 - Visit Pass	\$45	\$56	
10 - Visit Pass	\$75	\$94	

Birthday Art Parties

Come celebrate birthdays with us! Art-themed parties are available for kids ages 6 and up. Each birthday party lasts approximately 1.5 hours (45 minutes for the art project and the remaining 45 minutes for guests to enjoy refreshments brought by the host family). Typical art projects include: acrylic painting on canvas; watercolor painting on paper; cards with ink stamping; and mixed media collage.

WaterWorks Birthday Parties include:

- Use of the large studio space with tables and chairs;
- Use of art supplies necessary to complete your take-home project; and
- An art instructor who guides guests through the art project.

1 - 10 children: \$100 (minimum)

11 - 20 children: \$10/child (maximum 20 children*)

*Covid-19 safety regulations must be followed at all times.



Facility Rental



Are you planning a reception, small corporate function or party? WaterWorks Art Center is the perfect venue for your event! Up to 150 guests* can enjoy our beautiful large studio space with picturesque windows, stage, adjoining outdoor patio, and views of historic Newblock Park and the downtown Tulsa skyline. On-site parking and a kitchenette are available for your event at no extra cost.

*Capacity is limited to 24 people due to safety regulations regarding Covid-19.

Contact us for more information and to check availability of dates.


Phone: (918) 596-2440
 Email: lzeigler@cityoftulsa.org

Rental Area	Hourly Rate
Large Studio with Stage	\$100
Outdoor East Patio	\$60


Our Instructors



Laura Borders is a Cherokee artist who has been creating art all her life and weaving for more than 25 years. She was taught by Kathy Van Buskirt, master Cherokee basket weaver who is recognized by the Cherokee Nation as a "National Living Treasure." She continues to share her knowledge and expertise in Cherokee art to children and adults in her community through Artists-In-The-Schools, by The Arts and Humanities Council of Tulsa, Gilcrease Museum, Leadership Oklahoma, and WaterWorks Art Center. She has also conducted classes as a guest artist in Vancouver, British Columbia, Canada.



Jenny Bradley is a studio jeweler who lives and works in Tulsa, Oklahoma. Her work is inspired by classic, modern forms influenced by her surroundings. Particularly, her inspiration is found in nature and in architecture. She loves to create unique, heirloom quality jewelry. Jenny studied jewelry and metalsmithing in Providence, receiving a BFA at the Rhode Island School of Design. She later went on to achieve her Master of Fine Arts at State University of New York at New Paltz. She has worked as a bench worker and jewelry designer while teaching metals courses over the years.



Tom Conrad holds a Master of Fine Arts degree from the California College of the Arts and a Bachelor of Art History and Master of Art in Painting from the University of Tulsa. He is an experienced art teacher and has taught printmaking, color and design, and even English in Tokyo, Japan. His extensive travel and living experience in other cultures provide a perspective and enthusiasm for many art forms. Currently, his paintings are exhibited at Joseph Gierek Fine Art Gallery. More images of Tom's work may be seen at www.tomconradart.com.



Yusuf Etudaiye is a contemporary African artist, born in Nigeria on the west coast of Africa. At the age of 19, he came to the U.S. to study and received an Associate of Art degree from Northern Oklahoma College in



Tonkawa, Oklahoma. He later received a Bachelor of Fine Art from Oklahoma State University. Etudaiye later established Etudaiye Pottery Studio in McAlester, Oklahoma, and looks at art "not just as a matter of talent, but rather a process of evolution."

Nancy Harkins is an award-winning painter whose work is included in several corporate collections and published in four books. For more than 35 years, Nancy has worked in watercolor, taught numerous watercolor workshops and classes, and exhibited her work in national and regional exhibits. Nancy has taught at WaterWorks Art Center for more than 12 years. To see more of her work, go to www.harkinsfineart.com



Claire Harkness is a nature artist who uses art in her greeting and note card business as well as licenses her art for many different household products. She is a volunteer Naturalist at Oxley Nature Center and gains daily inspiration from hikes there. To see more of Claire's watercolor images, go to www.myarborvitaeacards.com and <https://www.instagram.com/arborvitaeclaire/?hl=en>.



Joseph Jenner is a metalsmith who creates work that focuses on process and traditional metalsmithing techniques. Joseph received a BFA in Metalsmithing and Blacksmithing from Southern Illinois University Carbondale. In 2011, he relocated to Tulsa where he works as shop manager at Wiemann Metalcraft. He sells his work as Wander Rust and frequently exhibits in local and regional craft fairs.



Gina Crowder Levesque works with natural dye stuffs, weaving, rug hooking, spinning and traditional penny rug construction. She has been dyeing with natural materials and researching their history for over 20 years. Gina has taken and taught many natural dye workshops throughout the country.

Taylor Painter-Wolfe was born and raised in Tulsa and is a graduate of

Our Instructors



Booker T. Washington High School. She attended The Kansas City Art Institute where she majored in fiber art and first developed her interest in making and dyeing felted wool. She later received a Master of Special Education from The University of Washington and now divides her time between making and showing her work and teaching elementary school art. Taylor makes and dyes her own felt and uses it to create abstract landscapes inspired by aerial photography and satellite images.



Lori Roll learned about art, color and composition by observing nature and as a student of photography at the University of Tulsa. She has worked with jewelry, collage, small environments, acrylic and oil painting and has shown her work at galleries in Maine and Oklahoma. She became interested in the encaustic art form and cold wax medium due to their rich history, fluidity and textural possibilities and is a perennial student of these fascinating mediums.



Greg Stone is a native Tulsan who explores the interplay of light and shadow in his pastel landscape paintings. He's won top awards both in regional/national exhibitions and in plein air painting competitions. In 2020, his work was included in the prestigious annual Enduring Brilliance! exhibition of the Pastel Society of America (PSA) and the International Association of Pastel Societies (IAPS) annual juried exhibition, among many others. He's a Signature Member of the PSA and a member of the Oklahoma Pastel Society, Alpha Rho Tau of Tulsa, Southwest Artists and the Red Rock Pastel Society of Nevada. He's also written for *The Globe*, a publication of IAPS. You can find more of his work at www.gregstonefineart.com and on Facebook and Instagram at Greg Stone Fine Art.



Cindy Swanson is a gifted mosaicist and member of the Society of American Mosaic Artists. Her passion for mosaics took her to Scoula Mosaico in Ravenna, Italy, and then to the Orsoni glass



factory in Venice, Italy, to study traditional mosaic design and implementation techniques. [She uses those techniques to create contemporary mosaics.](#) See Cindy's beautiful portfolio of mosaics at www.instagram.com/musa_mosaics.

Cheri Tatum loved art as a child, always drawing the illustrations in the back of magazines that offered a free scholarship if you drew well enough. She always dreamed of winning the scholarship back in the '50s and '60s. Instead, Cheri became a biologist and, upon retirement, decided to finally become an artist. Choosing metals as her medium, Cheri studied Jewelry Technology at Tulsa School of Technology. She has trained with masters in metalsmithing in New York City, Boston, and San Francisco. Cheri's favorite aspects of metals are hammering and soldering.



Lynn Tedder holds a Bachelor of Fine Arts degree from the University of Texas at Austin. She has been weaving for over 30 years and studying, teaching, and writing about weaving for over 20. She has had articles and projects published in *Weaver's* and *Handwoven* magazines. From 2000 until 2015, she served as a technical editor for *Handwoven* magazine. She particularly enjoys figuring out what the threads in a weave structure are actually doing and then explaining her discoveries to anyone who stands or sits still long enough to listen.



Lee Anne Zeigler, Executive Director of WaterWorks Art Center, holds a Bachelor of Science in Biological Sciences and Chemistry and a Master of Science in Landscape Architecture and Horticulture. Her passion for science is equaled by her love of art and artistic expression. It is in the nurturing environment of this art center that she has enhanced her abilities as a weaver and colored pencil artist.

Private Groups

Inspire and energize any group or team with our fun and creative visual art activities. We'll work with you to create an event that takes a group of six or more out of their ordinary day-to-day routine and into our space for an inspiring, creative art activity. Priced per person.



Collaborative Painting

3 hours • \$30 Resident / \$38 Non-Resident

This project requires your group to negotiate colors, shading, and transitioning between images and final details as a team. You'll end up with one large image on canvas that is perfect for use in a meeting room or break area.



Clay Creations

2 hours • \$30 Resident / \$38 Non-Resident

Work with soft clay to handbuild a vessel or sculpture from scratch. Participants learn techniques to texture and color their creations as desired. All projects are bisque-fired, then glazed and ready to pick up at WaterWorks two weeks after the event.



Metal Stamping

3 hours • \$45 Resident / \$56 Non-Resident

Design and make your own personalized jewelry using stamps and charms. Students learn to stamp letters and symbols on sterling silver and brass shapes for a necklace and add beads and charms. Make a personalized bracelet by stamping and forming metal over a mandrel to fit your wrist. Students leave class with both a necklace and a bracelet. All materials are provided.



All about Cuffs

4 hours • \$55 Resident / \$69 Non-Resident

Learn the fundamentals of jewelry making — sawing, filing, annealing, texturing, and polishing — while creating a couple of unique, textured cuffs to take home! Students use copper and/or Nugold which is provided.

Clay Classes

+ All Clay Students must wear shoes with closed heels and toes.



Beginning Pottery Wheel

Instructor: Yusuf Etudaiye

\$125 Resident/\$156 Non-Resident • Two Classes Available:

March 8 – April 26 • Monday 6 – 8:30 p.m. • Class Code: WW23501.4

March 9 – April 27 • Tuesday 1 – 3:30 p.m. • Class Code: WW23502.4

This eight-session class is designed for anyone interested in learning how to throw on the pottery wheel. Students learn clay-forming techniques and develop an understanding and appreciation for both the studio process and hand-craftsmanship. Students learn how to center clay on the wheel, make cylinders, and pull coffee mugs and bowls. Step-by-step instruction provides the basic how-to information needed to complete one or more glazed projects. Each student needs 25 lbs. of clay and basic clay tools for the first evening of class. These items may be purchased from WaterWorks for \$20 and \$10, respectively.



Introduction to Hand Building in Clay

Instructor: Yusuf Etudaiye

\$100 Resident/\$125 Non-Resident

March 10 – April 14 • Wednesday 6 – 8:30 p.m.

Resident Teaching Artist Yusuf Etudaiye introduces students to hand building clay practices and equipment in our Clay Studio including the slab roller and extruders. Students learn basic hand building glazing techniques and create objects such as jewelry boxes, soap dispensers, and experiment with free-form sculpting as well. This is the perfect way to “get to know clay” and all are welcome in this six-session class. Clay and clay tools may be purchased at WaterWorks, if desired. Glazes and firings are included in the tuition. This class is limited to eight (8) participants. No experience is necessary – all skill levels are welcome. **Class Code: WW23503.4**



Intermediate Pottery Wheel

Instructor: Yusuf Etudaiye

\$100 Resident/\$125 Non-Resident

March 11 – April 15 • Thursday 6 – 8:30 p.m.

This intermediate-level, six-session class provides students already familiar with making functional forms such as cylinders and bowls with an experience in exploring shapes and forms or have taken Beginning Pottery Wheel. Students continue to hone their skills by learning to make objects such as a tea pots, pitchers, and plates. Clay tool kits (\$10/kit), brown clay blocks (\$20), and off-white clay (\$25) are available for purchase at WaterWorks Art Center.

Class Code: WW23504.4

Clay Classes

+ All Clay Students must wear shoes with closed heels and toes.



Clay Date

Instructor: Yusuf Etudaiye

\$75/Couple Resident/\$94/Couple Non-Resident

May 13 • Thursday 6 – 8 p.m.

WaterWorks Art Center is a unique place to spend an evening with that someone special! Learn a new skill, get creative, and take home a handmade ceramic piece to remember your great experience. Resident Teaching Artist, Yusuf Etudaiye, provides each couple step-by-step instruction to make the project and select the glaze that we will apply after your piece has dried and is bisque-fired. Glaze kiln firing completes the process and your work of art is ready to pick up on May 27. Wear comfortable clothing or bring an apron/smock. All materials are provided. No previous experience is necessary – just come with an enthusiastic attitude and your date! **Class Code: WW23505.4**

Jewelry, Metals & Glass Classes

+ All Jewelry Students must wear shoes with closed heels and toes.



Jewelry Basics

Instructor: Jenny Bradley

\$125 Resident/\$156 Non-Resident

March 11 – April 15 • Thursdays 1 – 4 p.m.

Create a foundation of jewelry and metalsmithing skills through this six-week course. Learn the basics of making jewelry: sawing, annealing, texturing, soldering, polishing, and more. Students work on samples and finish with two to three pieces (pendant, earrings, ring) by the end of the course. This class is a great way to explore the many techniques and skills needed to begin your jewelry-making journey. All skill levels welcome. A kit fee of \$40 provides all materials. Tools are provided and shared. This popular class is limited to six (6) students. **Class Code: WW23506.4**



Shine! Polishing & Finishing for Metals & Jewelry

Instructor: Cheri Tatum

\$30 Resident/\$38 Non-Resident

April 7 & 14 • Wednesdays 6 – 8 p.m.

The finish on your jewelry projects is as important as the fabrication of the piece itself. A variety of techniques for polishing and finishing your work are demonstrated and practiced. Learn the steps needed to achieve a high polish as we practice on a brass ring. Students may also bring in their own pieces of jewelry to work on (no gold, please). All polishing materials are included. No previous experience is necessary in this two-session class limited to six (6) participants. **Class Code: WW23507.4**

Jewelry, Metals & Glass Classes



All Jewelry Students must wear shoes with closed heels and toes.



Forging a Copper Spoon

Instructor: Joseph Jenner

\$90 Resident/\$113 Non-Resident

April 10 - 24 • Saturdays 12:30 – 4:30 p.m.

Forging is changing the shape of metal through hammering. Students learn how to anneal, forge, and form at the anvil. This class focuses on creating a spoon from heavy copper stock. Tools are provided and shared. Each session includes handouts with a focus on the fundamentals of forging to demystify the process. Forging is a physical process that requires the ability to swing a hammer repetitively. A kit fee of \$15 (payable to the instructor) covers all materials needed. Previous metalsmithing experience is helpful, but not required. All skill levels are welcome. **Class Code: WW23508.4**



Free Form Wire Setting

Instructor: Jenny Bradley

\$90 Resident/\$113 Non-Resident

May 6 - 27 • Thursdays 1 – 4 p.m.

Learn the techniques to make your own setting of a free-form stone or object. Students learn how to design, measure, solder, and set with wire so that it securely holds the stone. A kit fee of \$30 provides the wire and stone needed for this project. Students may bring in additional objects to consider for their project. All skill levels are welcome in this four-session class limited to six (6) students. **WW23509.4**



Mosaics – Italian Style

Instructor: Cindy Swanson

\$75 Resident/\$94 Non-Resident

April 21 - May 19 (no class on April 28) • Wednesdays 6 – 8 p.m.

Italian smalti, a glass paste, was used to create the Byzantine mosaics. In this four-session class, students learn to cut smalti using wheeled glass nippers and how to mix the adhesive to create a 5-inch square mosaic piece. Simple patterns are provided. Each student orders and pays for their own smalti after the initial class meeting. The following week is skipped to allow time for the ordered glass to arrive. A kit fee of \$7 (payable to the instructor) provides base materials. Uses of shared tools are demonstrated and safety procedures are explained. **Class Code: WW23510.4**

Jewelry, Metals & Glass Classes



All Jewelry Students must wear shoes with closed heels and toes.



Forming Metal for Jewelry Making Workshop

Instructor: Cheri Tatum

\$30 Resident/\$38 Non-Resident

May 1 • Saturday 12 – 4 p.m.

Learn to create textures and patterns on the surface of your metal along with additional techniques to form and cut your metals for jewelry projects. Students make samples in brass and copper, then apply what they've learned to create a finished pair of silver earrings. Textured paper is provided to demonstrate how to create relief textures using the rolling mill. Students may bring additional materials to experiment with texturing in the rolling mill such as burlap, lace, or leaves. Some experience with soldering is helpful, but not required. Tools are provided and shared in this workshop limited to six (6) students. **Class Code: WW23511.4**



Strange Botanicals

Instructor: Joseph Jenner

\$90 Resident/\$113 Non-Resident

May 7 & 14 • Fridays 10 a.m. – 4p.m.

In this class, students explore forming, shaping and forging copper using the flower and other botanicals as a format. Students work on sculptural scale copper forms and learn different techniques for soldering these large pieces. Designs and templates for flowers are provided, but students are encouraged to create their own unique botanical using the learned techniques. A kit fee of \$30 (payable to the instructor) covers all materials needed. Previous metalsmithing experience is helpful, but not required. All skill levels are welcome. Class size is limited to six (6) participants. **Class Code: WW23512.4**

Drawing, Painting & Printmaking



Gaining Confidence in Watercolor

Instructor: Nancy Harkins

\$145 Resident/\$181 Non-Resident

March 2 – April 27 (no class on March 16) • Tuesday 5:30 – 8:30 p.m.

Watercolor is a simple, yet fascinating medium, but it does not have to be difficult! Learn how to understand the medium better and the skills necessary to manage the challenges in making a strong, vibrant painting whether you are just beginning or have experience! We discuss value structure, design and composition, color mixing, paint application, brushwork, and more as we focus primarily on landscapes based on personal photos brought to class by students. Instructor demonstrations are included in most sessions and individual help is always available. A supply list is available to all enrolled students. **Class Code: WW23513.4**

Drawing, Painting & Printmaking



Pet Portraits Linocut Workshop

Instructor: Tom Conrad

\$60 Resident/\$106 Non-Resident

March 20 • Saturday 12:30 – 4:30 p.m.

Linocut, also known as **lino** print, is a printmaking technique, a variant of **woodcut** in which a sheet of linoleum (sometimes mounted on a wooden block) is used for a relief surface. In this one-day workshop, students are introduced to this printmaking process to create an original linocut of their pet. Step-by-step demonstrations of the image transfer, carving techniques and possibilities for hand coloring your custom print are covered by the instructor. All materials are included to create one 8" x 10" linoleum block. An assortment of specialized art papers, inks, brayers, and cutting tools are provided for use during the workshop. Students are encouraged to bring a suitable photo of their pet and wear an apron or old clothing as inks used are permanent. All skill levels are welcome – no previous experience is necessary. **Class Code: WW23514.4**

Making Your Mark:

An Introduction to Pastel Workshop

Instructor: Greg Stone, PSA

\$50 Resident/\$63 Non-Resident

March 27 • Saturday 12:30. – 4:30 p.m.

Pastel is an incredibly versatile and expressive medium. Instead of using brushes to apply the pigment, though, pastel marks are applied by hand to bring a landscape, still life, portrait, or abstract painting to life. This workshop introduces students to the medium of pastel and offers hands-on practice of many mark-making techniques. A \$30 kit fee (payable to the instructor) covers a variety of professional-grade pastels and sanded paper for use during the workshop and for students to take home to practice their newly-acquired skills. The session begins with a landscape painting demonstration by Greg Stone, a Signature Member of the Pastel Social of America. All skill levels are welcome – no previous experience in painting or in pastel is needed. While pastel painting isn't a messy endeavor, more careful participants may want to bring an apron. All other supplies are provided in this four-hour workshop. **Class Code: WW23515.4**



Landscape Painting in Pastel

Instructor: Greg Stone, PSA

\$80 Resident/\$100 Non-Resident

April 12 - 26 • Monday 6 - 8:30 p.m.

Expressive, painterly landscapes can be created using pastel when you know some basics of composition, underpainting, and mark-making. This three-session series introduces students to these topics and includes demonstrations by Greg Stone, a Signature Member of the Pastel Social of America. Various exercises each week build toward a final painting you'll be proud of! All skill levels are welcome – no previous experience in painting or in pastel is needed. While pastel painting isn't a messy endeavor, more careful participants may want to bring an apron. A supply list is provided to each enrolled student. **Class Code: WW23516.4**



Drawing, Painting & Printmaking



Waxing Poetic Basics Workshop: Beginning Cold Wax & Oil Painting

Instructor: Lori Roll

\$85 Resident/\$106 Non-Resident

April 23 • Friday 10 a.m. – 4 p.m.

This ancient medium using wax with oil pigments is gaining tremendous popularity in the United States and abroad. Learn the basics using this malleable medium to create layer, marks and personal artistic expression in this one-day workshop. Students new to cold oil and wax are introduced to the medium, materials and tools. The instructor demonstrates color mixing, applications and techniques. All materials and tools are included. Wear old clothes or an apron. All skill levels are welcome – no experience is necessary. This dynamic offering is limited to ten (10) participants to allow for individual attention and support. **Class Code: WW23517.4**

Waxing Poetic Intermediate/Advanced Workshop: Cold Wax & Oil Painting

Instructor: Lori Roll

\$75 Resident/\$94 Non-Resident

April 24 • Saturday 12:30 – 4:30 p.m.

If you have already taken a workshop in cold wax and oil painting, this workshop is for you! You've already got the basics and a general understanding of the endless possibilities of this malleable medium and you're ready to explore and expand your repertoire. We refresh ourselves with the basics, gather inspiration from various sources and then we paint! Students explore techniques beyond the basics including the use of pigment sticks, collage and mixed media. The instructor demonstrates color mixing, applications and technique. All materials and tools are provided. Wear old clothes or an apron. All skill levels are welcome – no experience is necessary. This dynamic offering is limited to ten (10) participants to allow for maximum individual attention and painting time. **Class Code: WW23518.4**



Creative Collage Workshop

Instructors: Lori Roll and Lee Anne Zeigler

\$85 Resident/\$106 Non-Resident

May 7 • Friday 10 a.m. – 4 p.m.

This collage workshop is a multi-media experience for those with some experience with cold and oil painting. Students use cold wax medium and oil paints along with acrylic and watercolors as a base, adding papers, found objects, and other tidbits to create multi-media pieces. Bring your imagination, pieces you would like to incorporate, and a willingness to share in this fun and interactive class. Cradle boards of different sizes are provided as well as oil paints, pigment sticks, and cold wax medium. Wear an apron or old clothing and bring images for transfer, if desired. **Class Code: WW23519.4**



Drawing, Painting & Printmaking

Drawing & Painting Nature Around Us: A Class in Two Locations

Instructor: Claire Harkness



\$95 Resident/\$119 Non-Resident

April 17 – May 8 • Saturdays 1 – 3 p.m.

Spring in Tulsa is the very best time to develop your drawing and painting practice! Tiny blossoms lighting up the forest floor, bright green shoots coloring the meadow, the soft shapes of the shy mammals and flitting birds - these will be our subject matter in this special class taught in two locations. "Drawing and Painting the Nature Around Us" introduces you to the pleasures and the techniques gained by starting a nature drawing practice. This unique class allows students to benefit from both the unique visual arts environment of Waterworks Art Center as well as experience on-site forest and meadowland painting and drawing at Oxley Nature Center. Students learn several Natural History Illustration techniques including careful observation of a subject, measurement, representing depth and three-dimensional form, as well as gaining on-site painting skills using a waterbrush and watercolors. We spend two of our four class periods at Waterworks Art Center (April 17 & May 1) and two of the four at Oxley Nature Center (April 24 & May 8). A supply list is available to all enrolled students. **Class Code: WW27099.4**



Paint Date

Instructor: Tom Conrad

\$75/Couple Resident/\$94/Couple Non-Resident

May 20 • Thursday 6 – 8 p.m.

WaterWorks Art Center is a unique place to spend an evening with that someone special! Put aside the stresses of life and create an original masterpiece alongside your partner with step-by-step instruction from professional artist, Tom Conrad. A large gallery-wrapped canvas, acrylic paints, and assorted brushes are provided in our Painting Studio. Wear comfortable clothing or bring an apron/smock. All materials are provided. No previous experience is necessary – just come with an enthusiastic attitude and your date! **Class Code: WW23520.4**

Fiber Arts & Textiles



Beginning Inkle Weaving

Instructor: Gina Crowder Levesque

\$40 Resident/\$50 Non-Resident

March 6 • Saturday 12:30-4:30 p.m.

Inkle weaving is done on a small, portable loom and results in sturdy bands which are used as belts, straps, bookmarks, and trim on clothing – items perfect for gift giving! Come learn this ancient fiber art. Instructor provides a loom, shuttle, and warp for each student to use during class. No previous experience required – all skill levels are welcome. Workshop is limited to six (6) students. A kit fee of \$15 (payable to the instructor) provides all materials necessary for each student to take home a finished band. **Class Code: WW22521.4**

Fiber Arts & Textiles



The Blues: Dyeing with Indigo & Woad Workshop

Instructor: Gina Crowder Levesque

\$40 Resident/\$50 Non-Resident

March 13 • Saturday 12:30 – 4p.m.

Join us to learn about the magic of these historical dyes that change color before your eyes. Each student takes home yarn samples, fabric samples, and a pair of shibori-dyed socks, but everyone is encouraged to bring small samples to drop into the dye pot. Students should wear old clothing or a dye apron. All skill levels are welcome in this workshop limited to twelve (12) students. A kit fee of \$15 (payable to the instructor) covers all workshop materials. **Class Code: WW23522.4**

Weaving 101: Introduction to Four-Shaft Weaving

Instructor: Lynn Tedder

\$80 Resident/\$100 Non-Resident

March 22 – April 12 • Mondays 6 – 8:30 p.m.

If you have ever wondered if weaving on a 4-shaft floor loom is for you, this class can give you an answer. Participants use a 4-shaft floor loom to weave a pre-warped color sampler in plain weave that can be used as a table mat or wall hanging. In addition to learning basic techniques for weaving a stable cloth, participants are introduced to the way colors work in weaving and basic weaving terms. **No prior weaving experience is necessary** – just an earnest desire to truly learn some time-honored basics of weaving. Class is limited to four (4) students in this four-session class and enrollment will close two weeks prior to class start. Students should bring small sharp scissors or snips; a measuring tape or 6-inch sewing ruler; and \$5 (payable to the instructor) for the detailed class handout. All other materials are provided for this beginner class. **Class Code: WW23523.4**



Weaving a Personal Project


Instructor: Lynn Tedder

\$120 Resident/\$150 Non-Resident

March 23 – April 27 • Tuesdays 1 – 4 p.m.

Make your next weaving project your own by selecting a published project from WaterWorks' extensive collection of weaving patterns or using one of your own ideas. With instructor assistance, adapt the project to suit your vision by learning the basics of how to prove weaving drafts and figure changes in size, yarn amounts and colors. Then, warp and weave a single project on one of WaterWorks' floor looms. This intermediate/advanced skill level class requires instructor approval prior to enrollment and is limited to eight (8) students. Participants purchase their own yarns.

Class Code: WW23524.4



Fiber Arts & Textiles



Natural Dye Gardens

Instructor: Gina Crowder Levesque

\$30 Resident/\$38 Non-Resident

April 10 • Saturday 12:30 – 3:30 p.m.

Interested in starting your own natural dye garden? In this workshop, we cover how to start your garden with seeds, cutting, and plants; how to locate sources for these materials; and growing patterns of each plant; when to harvest for the best dye baths; and how to preserve materials for future use. Instructor will have a few seeds and plants for purchase, if desired. All skill levels are welcome! Class is limited to ten (10) participants. A kit fee of \$5 (payable to the instructor) covers handouts.

Class Code: WW23525.4

Hand Papermaking Workshop

Instructors: Tom Conrad and Hans Fichtenberg

\$60 Resident/\$75 Non-Resident

May 15 • Saturday 11 a.m. – 4 p.m.

Handmade paper can be used to make cards, journals, or can be framed as its own work of art! Come learn the basic techniques of making paper by hand in this one-day workshop! We set up the pigmented paper pulp (made in our own Hollander Beater), provide dishpan mould-and-deckle sets and decorative objects such as dried botanicals and fiber -- everything one needs to create a dozen or more 7" x 9" sheets of paper. Students work in the large studio room and outdoor classroom and are encouraged to wear an apron and shoes suitable for standing on a wet concrete floor. At the end of the workshop, each student loads their handmade pages into a unique drying box. Students may pick up their dried handmade paper the following Tuesday at WaterWorks. All skill levels are welcome – no prior experience is necessary.

Class Code: WW23526.4



Intermediate/Advanced Cherokee

Double-Wall Basket Weaving Workshop

Instructor: Laura Borders

\$95 Resident/\$119 Non-Resident

May 21 & 22 • Friday & Saturday 10:30 a.m.– 4:30 p.m.

This two-day workshop is designed for students who have some experience weaving baskets or have taken the introductory workshop in Cherokee Double-Wall Basket weaving. The techniques taught include making and shaping the base, learning to weave with two runners instead of one, adding more spokes to support a larger basket and reducing spokes to create more diverse shapes. Each student creates their own unique basket with the option of using hand-dyed reeds and beads to incorporate the element of color and design into their basket. A kit fee of \$45 and an optional fee of \$5 for a package of beads, a total of \$50 (payable to the instructor in cash at the beginning of the workshop) provides all necessary materials. This is a wet process; students should bring a towel from home and perhaps an apron. Pre-requisite: Beginning Cherokee Double-Wall Basket Workshop or previous basket weaving experience. **Class Code: WW23527.4**



Fiber Arts & Textiles



Nuno Felting Workshop

Instructor: Taylor Painter-Wolfe

\$35 Resident/\$44 Non-Resident

May 8 • Saturday 1 - 4 p.m.

Nuno felting is a versatile technique where wool is combined with other fabrics and fibers to create beautiful lightweight fabric. In this workshop, participants explore this felting technique to create their own unique wearable piece of art, wall hanging, or other project of their choosing. This workshop is perfect for anyone with or without previous felting experience who is interested in learning more about this exciting felting process. A kit fee of \$20 (payable to the instructor) provides all necessary materials. Students should wear suitable shoes for a wet concrete floor and an apron. No prior experience with either technique is required.

Class Code: WW23528.4



March 2021

Sunday	Monday	Tuesday	Wednesday	Thursday	Friday	Saturday
	1	2 5:30-8:30 Watercolor	3	4	5	6 12:30-4:30 Inkle
7	8 6-8:30 Beg. Wheel	9 1-3:30 Beg. Wheel 5:30-8:30 Watercolor	10 6-8:30 Handbuilding	11 1-4 Jewelry Basics 6-8:30 Int. Wheel	12	13 12:30-4:30 Indigo
14	15 Spring Break Camp 6-8:30 Beg. Wheel	16 1-3:30 Beg. Wheel	17 6-8:30 Handbuilding	18 1-4 Jewelry Basics 6-8:30 Int. Wheel	19 →	20 12:30-4:30 Linocut
21	22 6-8:30 Beg. Wvg. 6-8:30 Beg. Wheel	23 1-3:30 Beg. Wheel 1-4 Personal Wvg. 5:30-8:30 Watercolor	24 6-8:30 Handbuilding	25 1-4 Jewelry Basics 6-8:30 Int. Wheel	26	27 12:30-4:30 Intro to Pastels
28	29 6-8:30 Beg. Wvg. 6-8:30 Beg. Wheel	30 1-3:30 Beg. Wheel 6-8:30 Beg. Wvg. 5:30-8:30 Watercolor	31 6-8:30 Handbuilding			

Color Key:
 Ceramics
 Fiber/Textiles
 Drawing/Painting/Printmaking
 Jewelry, Metals & Glass

April 2021

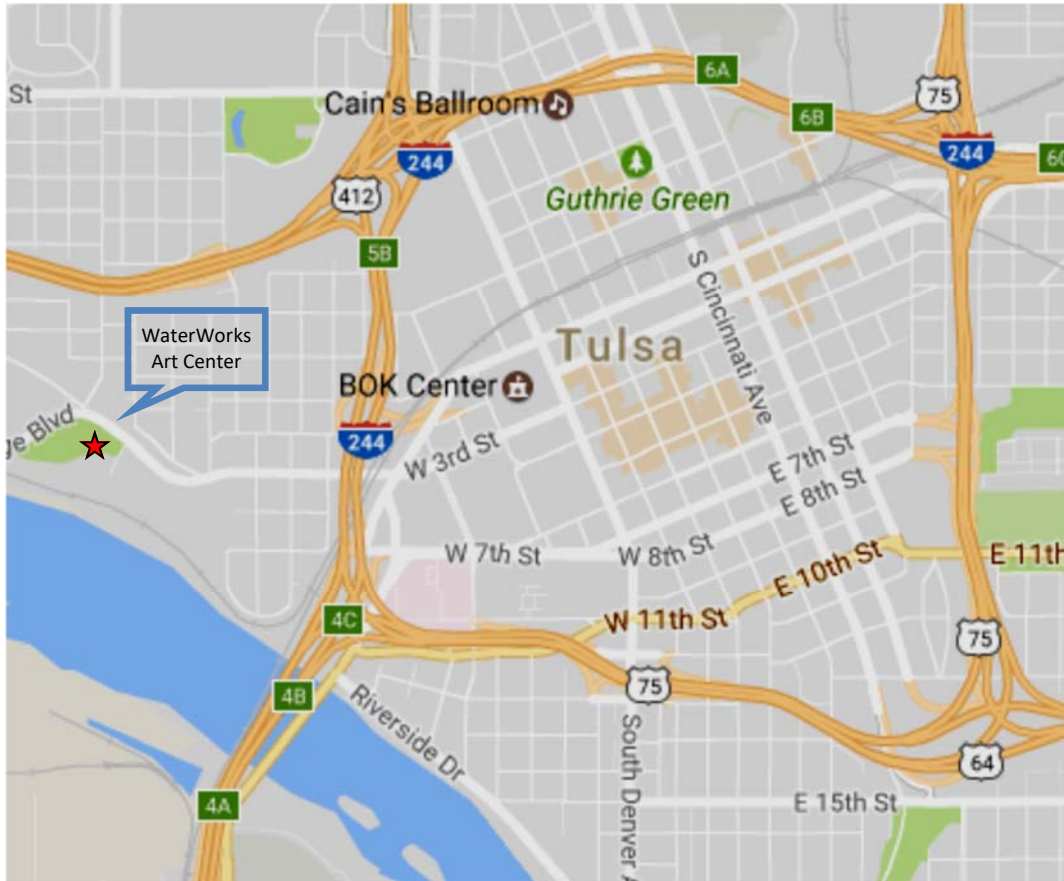
Sunday	Monday	Tuesday	Wednesday	Thursday	Friday	Saturday
				1 1-4 Jewelry Basics 6-8:30 Int. Wheel	2	3
4	5 6-8:30 Beg. Wvg. 6-8:30 Beg. Wheel	6 1-3:30 Beg. Wheel 6-8:30 Beg. Wvg. 5:30-8:30 Watercolor	7 6-8 Polishing Metals 6-8:30 Handbuilding	8 1-4 Jewelry Basics 6-8:30 Int. Wheel	9	10 12:30-4:30 Copper Spoon 12:30-3:30 Dye Garden
11	12 6-8:30 Beg. Wvg. 6-8:30 Beg. Wheel 6-8:30 Landscape Pastel	13 1-3:30 Beg. Wheel 6-8:30 Beg. Wvg. 5:30-8:30 Watercolor	14 6-8 Polishing Metals 6-8:30 Handbuilding	15 1-4 Jewelry Basics 6-8:30 Int. Wheel	16	17 12:30-4:30 Copper Spoon 1-3 Nature Around Us
18	19 6-8:30 Beg. Wheel 6-8:30 Landscape Pastel	20 1-3:30 Beg. Wheel 6-8:30 Beg. Wvg. 5:30-8:30 Watercolor	21 6-8 Mosaics	22	23 10-4 Beg. Wax	24 12:30-4:30 Int. Wax 12:30-4:30 Copper Spoon 1-3 Nature Around Us
25	26 6-8:30 Beg. Wheel 6-8:30 Landscape Pastel	27 1-3:30 Beg. Wheel 6-8:30 Beg. Wvg. 5:30-8:30 Watercolor	28	29	63	

May 2021

Sunday	Monday	Tuesday	Wednesday	Thursday	Friday	Saturday
						1 12-4 Forming Metals 1-3 Nature Around Us
2	3	4	5 6-8 Mosaics	6 1-4 Freeform Setting	7 10-4 Botanicals 10-4 Collage	8 1-3 Nature Around Us 1-4 Nuno Felting
9	10	11	12 6-8 Mosaics	13 1-4 Freeform Setting 6-8 Clay Date	14 10-4 Botanicals	15 11-4 Papermaking
16	17	18	19 6-8 Mosaics	20 1-4 Freeform Setting 6-8 Paint Date	21 10:30--4:30 Int. Basket Wvg.	22 10:30--4:30 Int. Basket Wvg.
23 30	24 31	25	26	27 1-4 Freeform Setting	28	

About Us

WaterWorks Art Center (a historically renovated 7,300 square-foot facility just one mile west of the BOK Center in Downtown Tulsa) brings visual fine arts experiences, hands-on classes, and quality art exhibits to Tulsa and neighboring communities.



Contact Us At:

WaterWorks Art Center
1710 Charles Page Blvd.,
Tulsa, OK 74127

Phone: (918) 596-2440

Fax: (918) 596-2442

www.cityoftulsa.org/waterworks

www.waterworksartcenter.com

Find, Follow & Share:

@WaterWorksArtCenter

@TulsaParks

Visit www.tulsaparks.org for classes and programs offered for all of our parks and community centers!