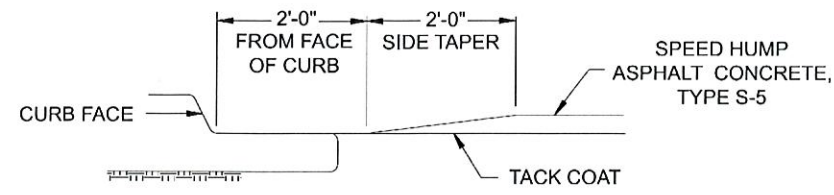


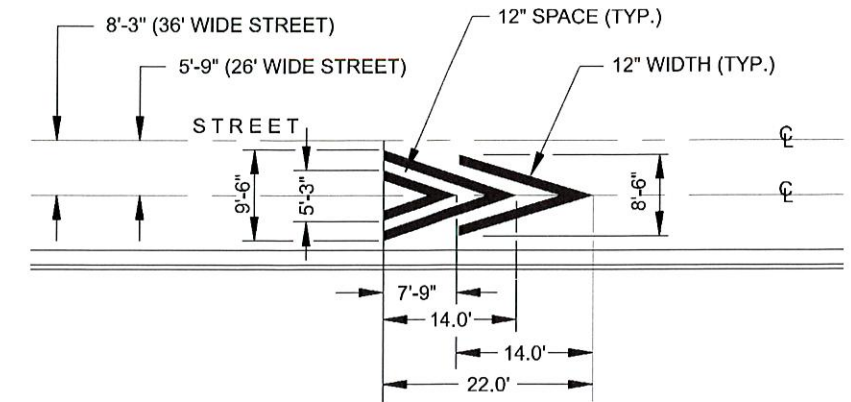
SECTION A-A

NOT TO SCALE



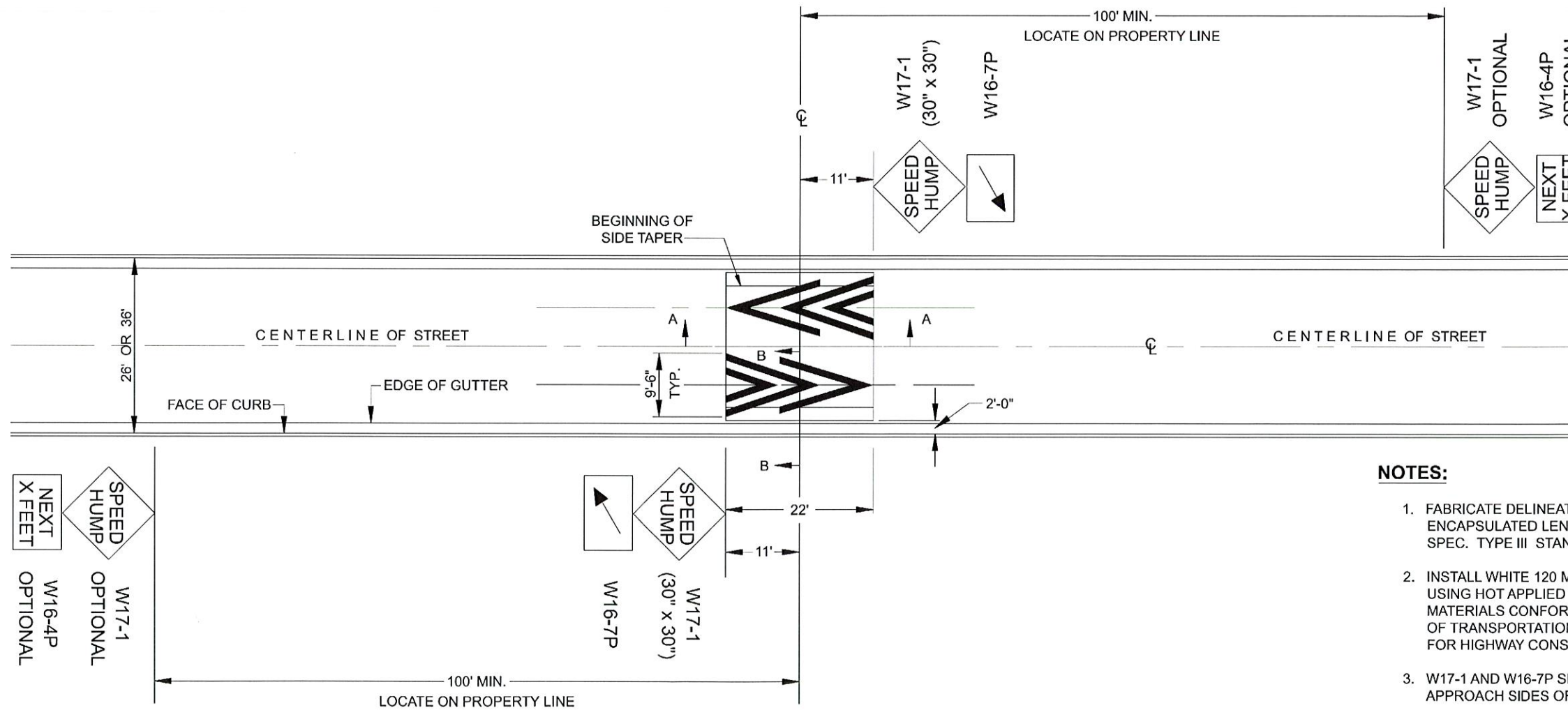
SECTION B-B

NOT TO SCALE



TYPICAL PAVEMENT MARKING DETAIL

NOT TO SCALE



NOTES:

1. FABRICATE DELINEATOR AND WARNING SIGNS WITH ENCAPSULATED LENS AND REFLECTIVE SHEETING SPEC. TYPE III STANDARDS.
2. INSTALL WHITE 120 MIL THICK PAVEMENT MARKINGS USING HOT APPLIED THERMOPLASTIC COMPOUND MATERIALS CONFORMING TO 2009 OKLAHOMA DEPT. OF TRANSPORTATION STANDARD SPECIFICATION FOR HIGHWAY CONSTRUCTION.
3. W17-1 AND W16-7P SIGNS SHALL BE USED AT BOTH APPROACH SIDES OF EVERY SPEED HUMP.
4. OPTIONAL W17-1 AND W16-4P SIGNS, WHEN USED, ARE TO BE PLACED PRIOR TO THE FIRST SPEED HUMP AND AFTER THE LAST SPEED HUMP.

REVISION	BY	DATE

[Signature]
CITY ENGINEER

[Signature]
CITY TRAFFIC ENGINEER

CITY OF TULSA, OKLAHOMA
ENGINEERING SERVICES DEPARTMENT

22' ASPHALT SPEED HUMP

DATE: APRIL 2021 STD. 728