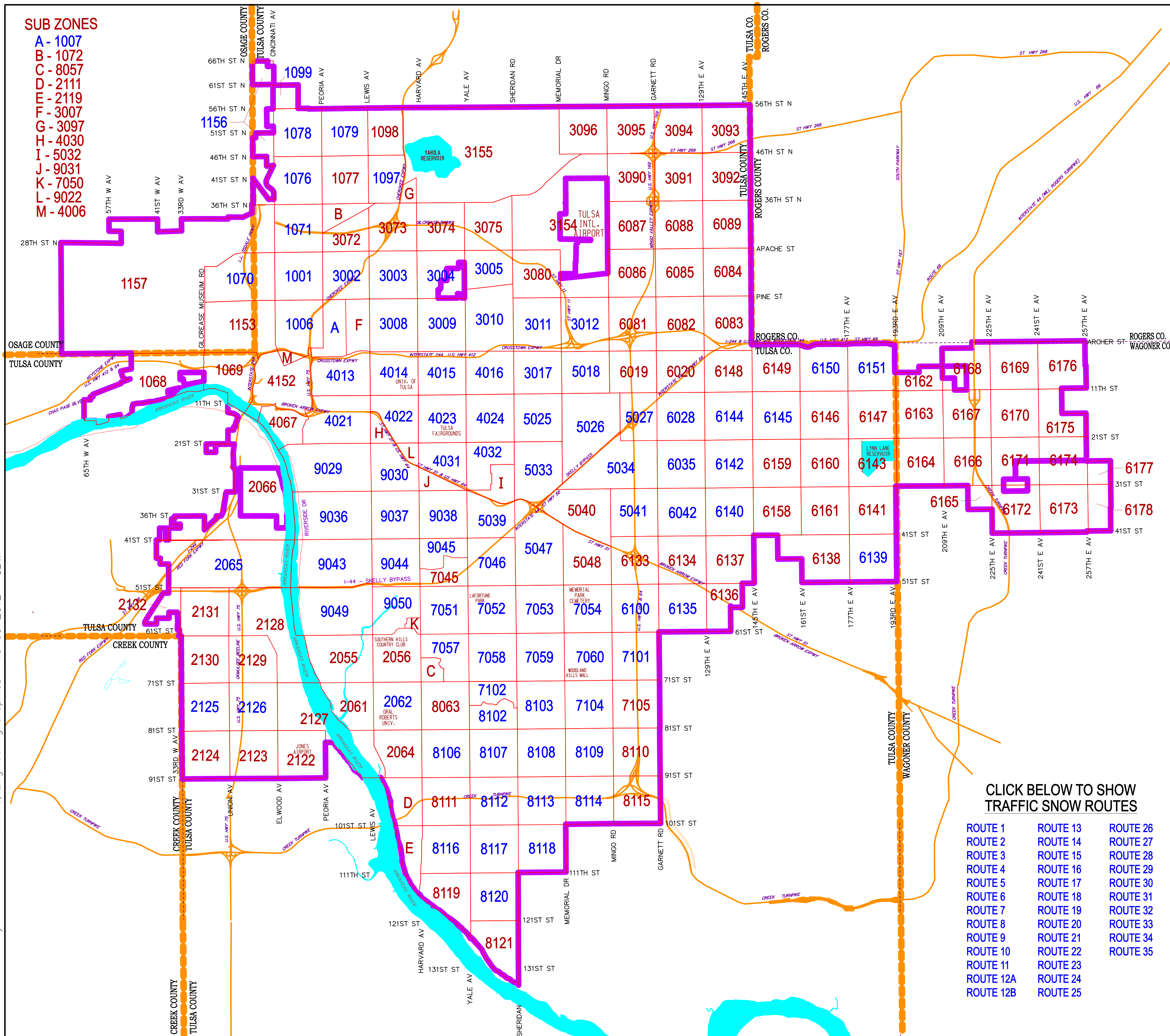


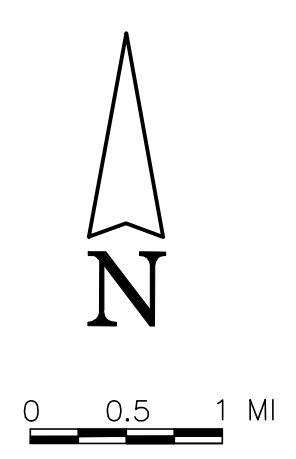
SUB ZONES

- A - 1007
- B - 1072
- C - 8057
- D - 2111
- E - 2119
- F - 3007
- G - 3097
- H - 4030
- I - 5032
- J - 9031
- K - 7050
- L - 9022
- M - 4006

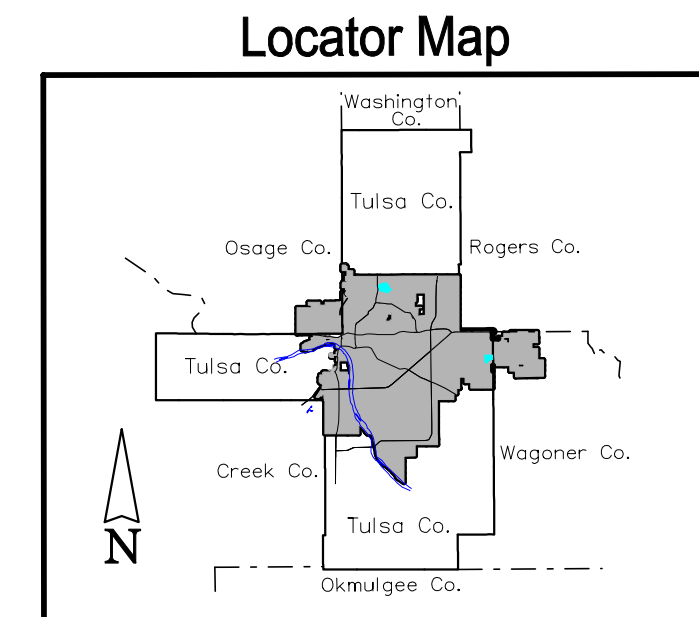


CLICK BELOW TO SHOW TRAFFIC SNOW ROUTES

- | | | |
|-----------|----------|----------|
| ROUTE 1 | ROUTE 13 | ROUTE 26 |
| ROUTE 2 | ROUTE 14 | ROUTE 27 |
| ROUTE 3 | ROUTE 15 | ROUTE 28 |
| ROUTE 4 | ROUTE 16 | ROUTE 29 |
| ROUTE 5 | ROUTE 17 | ROUTE 30 |
| ROUTE 6 | ROUTE 18 | ROUTE 31 |
| ROUTE 7 | ROUTE 19 | ROUTE 32 |
| ROUTE 8 | ROUTE 20 | ROUTE 33 |
| ROUTE 9 | ROUTE 21 | ROUTE 34 |
| ROUTE 10 | ROUTE 22 | ROUTE 35 |
| ROUTE 11 | ROUTE 23 | |
| ROUTE 12A | ROUTE 24 | |
| ROUTE 12B | ROUTE 25 | |



CITY OF TULSA STREET MAINTENANCE GRID FOR SNOW REMOVAL



Legend

- Tulsa City Limits
- Tulsa County Boundary
- Street Maintenance Zone
- 5150 Street Maintenance Zone Number
- 5150 Clickable Street Maintenance Zone Number to show Collector Street Snow Removal

NOT TO BE USED FOR DESIGN PURPOSES