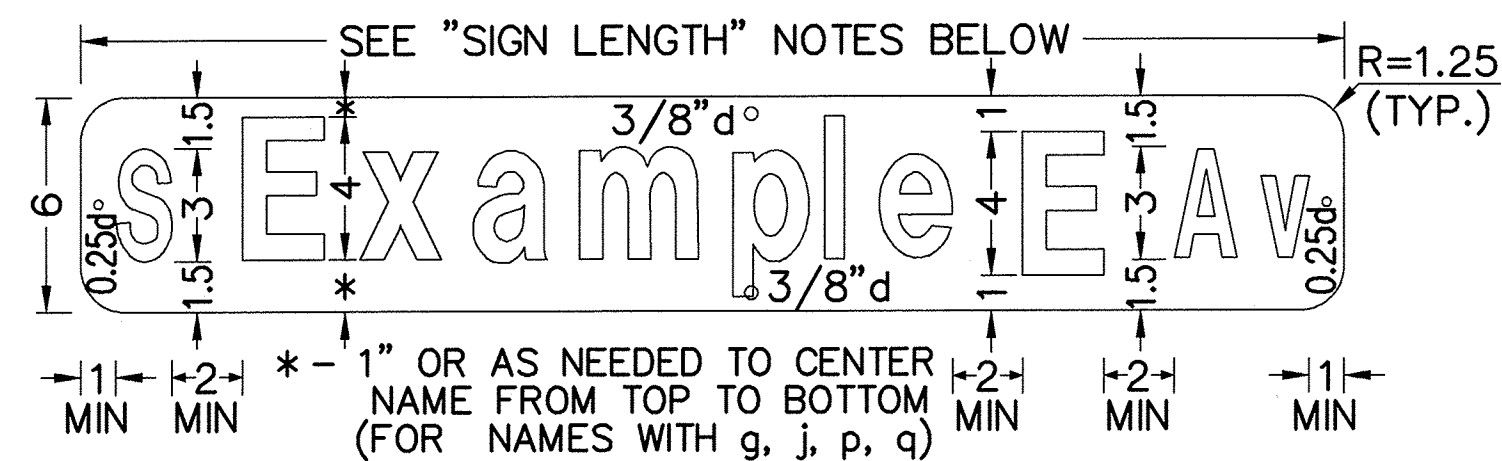


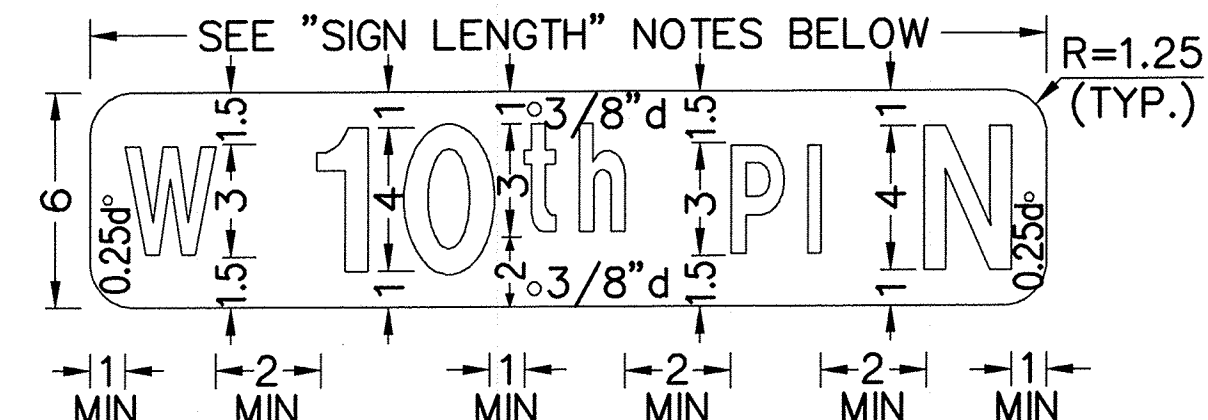
WORDED STREET NAME SIGNS

NUMBERED STREET NAME SIGNS

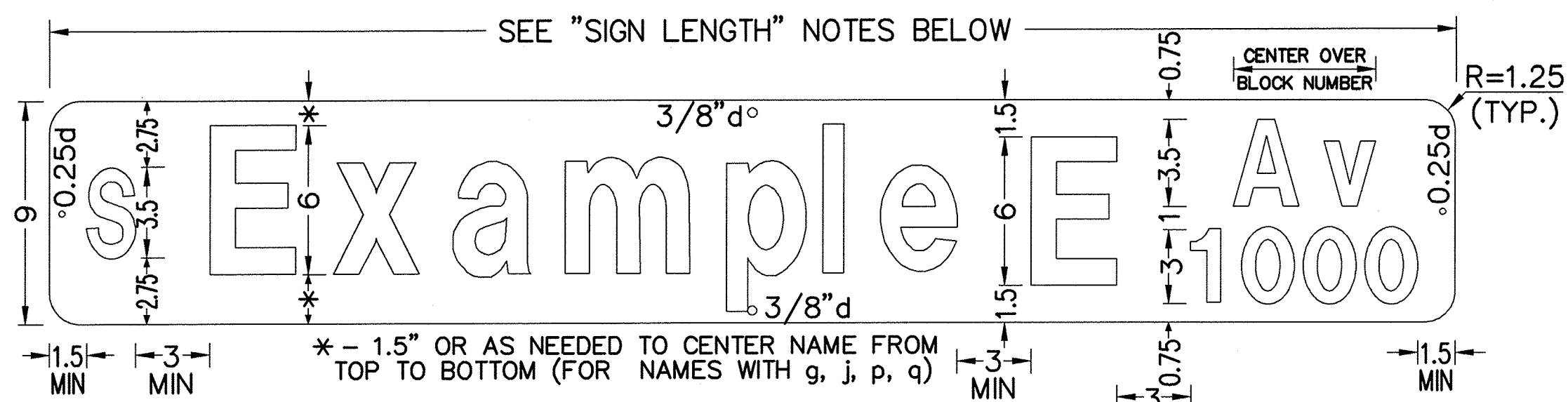
GROUND SIGNS



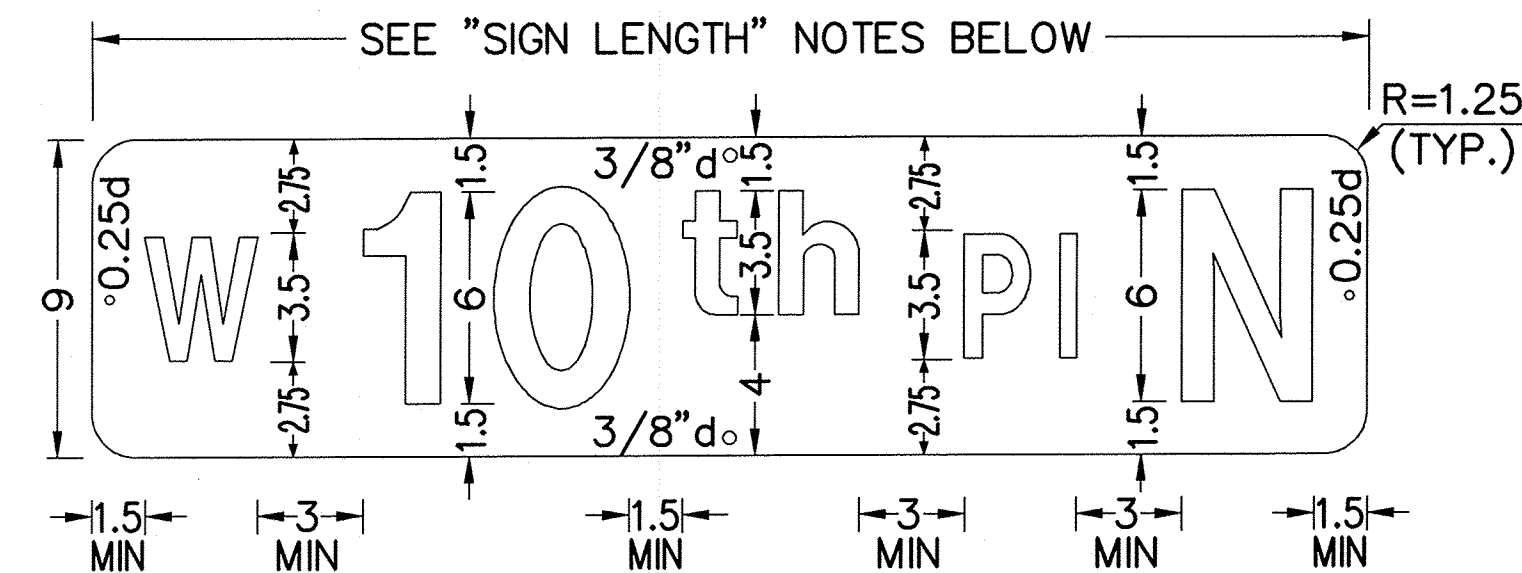
6" SIGN HEIGHT WITH 4" LETTERING



6" SIGN HEIGHT WITH 4" LETTERING




9" SIGN HEIGHT WITH 6" LETTERING
(WITH BLOCK NUMBERS)



9" SIGN HEIGHT WITH 6" LETTERING
(WITHOUT BLOCK NUMBERS)

BLOCK NUMBERS NOT REQUIRED FOR 6" SIGNS OR
9" SIGNS THAT FACE A SIDESTREET (WITH ARTERIAL NAME)

OVERHEAD SIGN



24" SIGN HEIGHT WITH 12" LETTERING
(BLOCK NUMBERS REQUIRED)

NOTES:

- 1) FONT SHALL BE SERIES C, STANDARD HIGHWAY.
- 2) DIMENSIONS AND MINIMUMS ARE PROVIDED FOR GENERAL GUIDANCE. EACH SIGN SHALL BE CUSTOM FORMATTED AS NEEDED TO MAINTAIN A CONSISTENT AND BALANCED APPEARANCE. ADJUSTMENTS SHALL BE KEPT TO THE MINIMUM NECESSARY.
- 3) ALL DIMENSIONS SHOWN ARE IN INCHES
- 4) BOLT HOLES SHALL BE CENTERED ON SIGN, 1/2" O.C. FROM EDGE

SIGN LENGTH:

- 1) SIGN LENGTH SHALL BE AS NEEDED TO MEET LETTERING WIDTHS AND MINIMUM SPACINGS SHOWN.
- 2) ROUND UP SIGN LENGTH TO NEAREST 6" INCREMENT (48" MAXIMUM FOR GROUND-MOUNT SIGNS).
- 3) EXTRA SPACING TO BE EVENLY DIVIDED AMONG MINIMUM SPACINGS SHOWN.

COLOR LEGEND:

- PUBLIC STREETS: WHITE LETTERING ON GREEN BACKGROUND
- PRIVATE STREETS: WHITE LETTERING ON BLACK BACKGROUND

REVISION	BY	DATE

[Signature]
CITY ENGINEER

[Signature]
CITY TRAFFIC ENGINEER

CITY OF TULSA, OKLAHOMA
ENGINEERING SERVICES DEPARTMENT

STREET NAME SIGNS