

Average Turnaround Times for 1st Reviews

May 2025

Permit Type:	Building (Commercial)	Building (Residential)	Zoning	WSD	Sidewalk/Driveway (Commercial)	Sidewalk/Driveway (Residential)
Avg. Time for 1st Review (Business Days)	12	14	7	2	3	17

Building (Commercial) Permit 1st Review Times

Permit type	Building	Floodplain Review	Planning/Zoning	Water/Sewer/Drainage
<div><div></div>Building (Commercial)</div>				
Accessory Structure	10.80		4.40	7.40
Addendum	5.59		2.77	9.00
Addition	13.25		5.67	6.33
Alteration	10.17		6.00	7.25
Alteration-Priority	2.33			
Fence or Wall Fence	10.00		5.75	4.25
New	13.29	3.00	4.11	7.00
New Multi Family			1.00	
Outdoor Storm Shelter	10.00		5.00	
Parking Lot	10.67		4.00	9.00
Repair	1.00			
Retaining Wall			1.00	4.00
Telecommunication and Broadcast Tower	10.67			

Building (Residential) Permit 1st Review Times

Permit type	Building	Floodplain Review	Planning/Zoning	Water/Sewer/Drainage
<div><div></div>Building (Residential)</div>				
Accessory Structure	5.79		6.14	2.92
Addendum	2.67		2.67	1.83
Addition	6.54		6.67	1.80
Alteration	6.70	10.00	6.79	9.00
Deck	7.00		8.00	
Duplex	5.27		5.33	1.00
Indoor Storm Shelter	2.30			
Manufactured Housing Unit	6.00		6.00	12.00
New Single Family	6.84	4.29	7.10	4.49
Outdoor Storm Shelter	3.67		4.00	1.00
Repair	1.00			
Retaining Wall			4.67	1.33
Townhouse	6.00		12.00	1.00

Zoning Permit 1st Review Times

Permit type	Planning/Zoning
<div><div></div>Zoning</div>	
Commercial	6.50
Residential	7.00

WSD Permit 1st Review Times

Permit type	Floodplain Review	Watershed Review
<div><div></div>Watershed</div>		
Commercial	1.00	2.00

Sidewalk/Driveway (Commercial) Permit 1st Review Times

Permit type	Streets and Stormwater
<div><div></div>Sidewalk/Driveway (Commercial)</div>	
Arterial	2.00
Non-Arterial	5.50

Sidewalk/Driveway (Residential) Permit 1st Review Times

Permit type	Planning/Zoning	Streets and Stormwater
<div><div></div>Sidewalk/Driveway (Residential)</div>		
Non-Arterial	7.40	7.17

Total Reviews Completed

May 2025

Permit Type:	Building (Commercial)	Building (Residential)	Zoning	WSD	Sidewalk/Driveway (Commercial)	Sidewalk/Driveway (Residential)
Total Building Permits Reviewed	115	153	32	6	10	80

Building (Commercial)

Permit type	Total Permits
<div><div></div>Building (Commercial)</div>	115
Accessory Structure	6
Addendum	25
Addition	5
Alteration	49
Alteration-Priority	9
Fence or Wall Fence	3
New	9
Outdoor Storm Shelter	1
Parking Lot	3
Repair	1
Retaining Wall	1
Telecommunication and Broadcast Tower	3
Total	115

Building (Residential)

Permit type	Total Permits
<div><div></div>Building (Residential)</div>	153
Accessory Structure	16
Addendum	10
Addition	12
Alteration	22
Deck	3
Duplex	9
Fence or Wall Fence	2
Indoor Storm Shelter	10
Manufactured Housing Unit	2
New Single Family	51
Outdoor Storm Shelter	3
Repair	5
Retaining Wall	3
Townhouse	5
Total	153

Zoning

Permit type	Total Permits
<div><div></div>Zoning</div>	17
Commercial	6
Residential	11
Total	17

WSD

Permit type	Total Permits
<div><div></div>Watershed</div>	4
Commercial	4
Total	4

Sidewalk/Driveway (Commercial)

Permit type	Total Permits
<div><div></div>Sidewalk/Driveway (Commercial)</div>	6
Arterial	4
Non-Arterial	2
Total	6

Sidewalk/Driveway (Residential)

Permit type	Total Permits
<div><div></div>Sidewalk/Driveway (Residential)</div>	46
Non-Arterial	46
Total	46

# Average Turnaround Times for 1st Reviews - 60 Day Avg.

Permit Type:	Building (Commercial)	Building (Residential)	Zoning	WSD	Sidewalk/Driveway (Commercial)	Sidewalk/Driveway (Residential)
Avg. Time for 1st Review (Business Days)	12	11	8	3	4	15

## Building (Commercial) Permit 1st Review Times

Permit type	Building	Floodplain Review	Planning/Zoning	Water/Sewer/Drainage
<div>Building (Commercial)</div>				
Accessory Structure	12.09		5.00	7.78
Addendum	6.04		2.09	3.67
Addition	13.60		5.25	7.00
Alteration	10.67	1.00	5.72	7.25
Alteration-Priority	2.67			
Fence or Wall Fence	10.00		5.75	4.25
New	14.09	2.00	6.00	7.33
New Multi Family			1.00	
Outdoor Storm Shelter	10.00		5.00	1.00
Parking Lot	10.00		4.00	8.25
Repair	1.00			
Retaining Wall			1.00	4.00
Telecommunication and Broadcast Tower	10.67			

## Building (Residential) Permit 1st Review Times

Permit type	Building	Floodplain Review	Planning/Zoning	Water/Sewer/Drainage
<div>Building (Residential)</div>				
Accessory Structure	6.50		6.75	2.64
Addendum	3.20		3.20	2.00
Addition	6.91		6.91	2.17
Alteration	6.77	10.00	5.40	9.33
Deck	7.67		8.67	1.00
Duplex	5.91		5.75	2.06
Fence or Wall Fence	3.00		3.00	8.00
Indoor Storm Shelter	2.50			
Manufactured Housing Unit	6.00		5.67	7.33
New Single Family	6.49	4.29	6.84	3.95
Outdoor Storm Shelter	4.50		4.75	2.40
Repair	1.00			
Retaining Wall			4.67	1.33
Townhouse	8.00		11.60	4.60

## Zoning Permit 1st Review Times

Permit type	Planning/Zoning
<div>Zoning</div>	
Commercial	7.87
Residential	7.41

## WSD Permit 1st Review Times

Permit type	Floodplain Review	Watershed Review
<div>Watershed</div>		
Commercial	1.00	2.83

## Sidewalk/Driveway (Commercial) Permit 1st Review Times

Permit type	Streets and Stormwater
<div>Sidewalk/Driveway (Commercial)</div>	
Arterial	3.17
Non-Arterial	6.33

## Sidewalk/Driveway (Residential) Permit 1st Review Times

Permit type	Planning/Zoning	Streets and Stormwater
<div>Sidewalk/Driveway (Residential)</div>		
Non-Arterial	8.21	9.61





# Total Reviews Completed - Last 60 Days

Permit Type:	Building (Commercial)	Building (Residential)	Zoning	WSD	Sidewalk/Driveway (Commercial)	Sidewalk/Driveway (Residential)
Total Building Permits Reviewed	191	227	32	6	10	80

## Building (Commercial)

Permit type	Total Permits
<input type="checkbox"/> <b>Building (Commercial)</b>	<b>191</b>
Accessory Structure	14
Addendum	49
Addition	7
Alteration	75
Alteration-Priority	15
Fence or Wall Fence	3
New	12
Outdoor Storm Shelter	1
Parking Lot	4
Repair	1
Retaining Wall	1
Telecommunication and Broadcast Tower	9
<b>Total</b>	<b>191</b>

## Building (Residential)

Permit type	Total Permits
<input type="checkbox"/> <b>Building (Residential)</b>	<b>227</b>
Accessory Structure	21
Addendum	15
Addition	22
Alteration	31
Deck	3
Duplex	20
Fence or Wall Fence	3
Indoor Storm Shelter	14
Manufactured Housing Unit	3
New Single Family	70
Outdoor Storm Shelter	5
Repair	12
Retaining Wall	3
Townhouse	5
<b>Total</b>	<b>227</b>

## Zoning

Permit type	Total Permits
<input type="checkbox"/> <b>Zoning</b>	<b>32</b>
Commercial	15
Residential	17
<b>Total</b>	<b>32</b>

## WSD

Permit type	Total Permits
<input type="checkbox"/> <b>Watershed</b>	<b>6</b>
Commercial	6
<b>Total</b>	<b>6</b>

## Sidewalk/Driveway (Commercial)

Permit type	Total Permits
<input type="checkbox"/> <b>Sidewalk/Driveway (Commercial)</b>	<b>10</b>
Arterial	7
Non-Arterial	3
<b>Total</b>	<b>10</b>

## Sidewalk/Driveway (Residential)

Permit type	Total Permits
<input type="checkbox"/> <b>Sidewalk/Driveway (Residential)</b>	<b>80</b>
Non-Arterial	80
<b>Total</b>	<b>80</b>

# Average Turnaround Times for 1st Reviews - 90 Day Avg.

Permit Type:	Building (Commercial)	Building (Residential)	Zoning	WSD	Sidewalk/Driveway (Commercial)	Sidewalk/Driveway (Residential)
Avg. Time for 1st Review (Business Days)	13	10	7	4	4	13

## Building (Commercial) Permit 1st Review Times

Permit type	Building	Floodplain Review	Planning/Zoning	Water/Sewer/Drainage
<input type="checkbox"/> <b>Building (Commercial)</b>				
Accessory Structure	11.67		5.00	6.53
Addendum	5.86		3.03	4.25
Addition	13.33		5.88	6.80
Alteration	10.75	1.00	5.97	7.71
Alteration-Priority	2.68			
Fence or Wall Fence	10.00		5.75	4.25
Foundation Only	11.00		5.50	7.00
New	13.47	2.00	39.67	7.53
New Multi Family	12.00		2.00	8.00
Outdoor Storm Shelter	10.00		5.00	1.00
Parking Lot	10.00		3.25	8.25
Repair	1.00			
Retaining Wall			5.00	6.50
Telecommunication and Broadcast Tower	10.80			

## Building (Residential) Permit 1st Review Times

Permit type	Building	Floodplain Review	Planning/Zoning	Water/Sewer/Drainage
<input type="checkbox"/> <b>Building (Residential)</b>				
Accessory Structure	6.41		6.65	2.50
Addendum	2.96		3.50	2.50
Addition	6.06		6.67	2.38
Alteration	6.17	10.00	5.33	8.50
Deck	6.75		7.50	1.00
Duplex	6.33		6.27	2.61
Fence or Wall Fence	3.00		3.00	8.00
Indoor Storm Shelter	2.44			
Manufactured Housing Unit	6.00		5.67	7.33
New Single Family	5.69	4.29	6.13	3.63
Outdoor Storm Shelter	4.43		4.57	2.43
Repair	1.00			
Retaining Wall			4.40	2.33
Townhouse	8.00		11.60	4.60

## Zoning Permit 1st Review Times

Permit type	Planning/Zoning
<input type="checkbox"/> <b>Zoning</b>	
Commercial	8.16
Residential	6.36

## WSD Permit 1st Review Times

Permit type	Floodplain Review	Watershed Review
<input type="checkbox"/> <b>Watershed</b>		
Commercial	1.00	3.82

## Sidewalk/Driveway (Commercial) Permit 1st Review Times

Permit type	Streets and Stormwater
<input type="checkbox"/> <b>Sidewalk/Driveway (Commercial)</b>	
Arterial	2.86
Non-Arterial	5.80

## Sidewalk/Driveway (Residential) Permit 1st Review Times

Permit type	Planning/Zoning	Streets and Stormwater
<input type="checkbox"/> <b>Sidewalk/Driveway (Residential)</b>		
Non-Arterial	8.38	8.85

# Total Reviews Completed - Last 90 Days

Permit Type:	Building (Commercial)	Building (Residential)	Zoning	WSD	Sidewalk/Driveway (Commercial)	Sidewalk/Driveway (Residential)
Total Building Permits Reviewed	309	324	47	17	13	115

## Building (Commercial)

Permit type	Total Permits
<div><div></div>Building (Commercial)</div>	309
Accessory Structure	21
Addendum	72
Addition	11
Alteration	129
Alteration-Priority	19
Fence or Wall Fence	3
Foundation Only	3
New	21
New Multi Family	1
Outdoor Storm Shelter	1
Parking Lot	4
Repair	12
Retaining Wall	2
Telecommunication and Broadcast Tower	10
Total	309

## Building (Residential)

Permit type	Total Permits
<div><div></div>Building (Residential)</div>	324
Accessory Structure	26
Addendum	24
Addition	39
Alteration	40
Deck	4
Duplex	30
Fence or Wall Fence	3
Indoor Storm Shelter	16
Manufactured Housing Unit	3
New Single Family	101
Outdoor Storm Shelter	7
Repair	20
Retaining Wall	6
Townhouse	5
Total	324

## Zoning

Permit type	Total Permits
<div><div></div>Zoning</div>	47
Commercial	19
Residential	28
Total	47

## WSD

Permit type	Total Permits
<div><div></div>Watershed</div>	17
Commercial	17
Total	17

## Sidewalk/Driveway (Commercial)

Permit type	Total Permits
<div><div></div>Sidewalk/Driveway (Commercial)</div>	13
Arterial	8
Non-Arterial	5
Total	13

## Sidewalk/Driveway (Residential)

Permit type	Total Permits
<div><div></div>Sidewalk/Driveway (Residential)</div>	115
Arterial	1
Non-Arterial	114
Total	115



# Average Turnaround Times for 1st Reviews - 180 Day Avg.

Permit Type:	Building (Commercial)	Building (Residential)	Zoning	WSD	Sidewalk/Driveway (Commercial)	Sidewalk/Driveway (Residential)
Avg. Time for 1st Review (Business Days)	12	8	7	3	9	10

## Building (Commercial) Permit 1st Review Times

Permit type	Building	Floodplain Review	Planning/Zoning	Water/Sewer/Drainage
Building (Commercial)				
Accessory Structure	10.85		5.41	5.58
Addendum	5.46		3.10	4.88
Addition	12.31		79.27	7.14
Alteration	10.89	4.00	5.92	6.54
Alteration-Priority	2.71			
Fence or Wall Fence	10.63		7.11	4.75
Foundation Only	11.00		5.33	6.67
New	12.76	2.00	23.55	7.82
New Multi Family	10.08		5.00	3.33
Outdoor Storm Shelter	10.00		5.00	1.00
Parking Lot	10.30			7.90
Repair	1.00	1.00		
Retaining Wall			7.75	8.50
Shell Building	11.00		5.00	10.00
Telecommunication and Broadcast Tower	10.45			

## Building (Residential) Permit 1st Review Times

Permit type	Building	Floodplain Review	Planning/Zoning	Water/Sewer/Drainage
Building (Residential)				
Accessory Structure	6.04		6.63	3.80
Addendum	2.33		3.00	2.41
Addition	5.75		6.23	3.58
Alteration	6.50	10.00	5.49	9.00
Deck	7.00		7.60	1.40
Duplex	5.74		5.77	3.35
Fence or Wall Fence	4.75		4.63	4.86
Foundation Only	5.00		1.00	1.00
Indoor Storm Shelter	2.07			
Manufactured Housing Unit	6.00		5.67	7.33
New Single Family	5.52	4.13	5.91	3.74
Outdoor Storm Shelter	5.50		5.60	3.20
Repair	1.00	1.00		
Retaining Wall			5.44	3.00
Townhouse	8.17		10.50	5.50

## Zoning Permit 1st Review Times

Permit type	Planning/Zoning
Zoning	
Commercial	6.73
Residential	6.11

## WSD Permit 1st Review Times

Permit type	Floodplain Review	Watershed Review
Watershed		
Commercial	1.00	2.93
Residential		3.00

## Sidewalk/Driveway (Commercial) Permit 1st Review Times

Permit type	Streets and Stormwater
Sidewalk/Driveway (Commercial)	
Arterial	11.71
Non-Arterial	6.50

## Sidewalk/Driveway (Residential) Permit 1st Review Times

Permit type	Planning/Zoning	Streets and Stormwater
Sidewalk/Driveway (Residential)		
Non-Arterial	8.40	7.92
Arterial	10.00	10.25

# Total Reviews Completed - Last 180 Days

Permit Type:	Building (Commercial)	Building (Residential)	Zoning	WSD	Sidewalk/Driveway (Commercial)	Sidewalk/Driveway (Residential)
Total Building Permits Reviewed	561	672	95	33	30	210

## Building (Commercial)

Permit type	Total Permits
<input type="checkbox"/> Building (Commercial)	561
Accessory Structure	44
Addendum	118
Addition	19
Alteration	233
Alteration-Priority	28
Fence or Wall Fence	8
Foundation Only	3
New	41
New Multi Family	13
Outdoor Storm Shelter	1
Parking Lot	10
Repair	15
Retaining Wall	4
Shell Building	1
Telecommunication and Broadcast Tower	23
Total	561

## Building (Residential)

Permit type	Total Permits
<input type="checkbox"/> Building (Residential)	672
Accessory Structure	57
Addendum	37
Addition	96
Alteration	128
Deck	5
Duplex	52
Fence or Wall Fence	10
Foundation Only	1
Indoor Storm Shelter	30
Manufactured Housing Unit	3
New Single Family	185
Outdoor Storm Shelter	10
Repair	43
Retaining Wall	9
Townhouse	6
Total	672

## Zoning

Permit type	Total Permits
<input type="checkbox"/> Zoning	95
Commercial	41
Residential	54
Total	95

## WSD

Permit type	Total Permits
<input type="checkbox"/> Watershed	33
Commercial	30
Residential	3
Total	33

## Sidewalk/Driveway (Commercial)

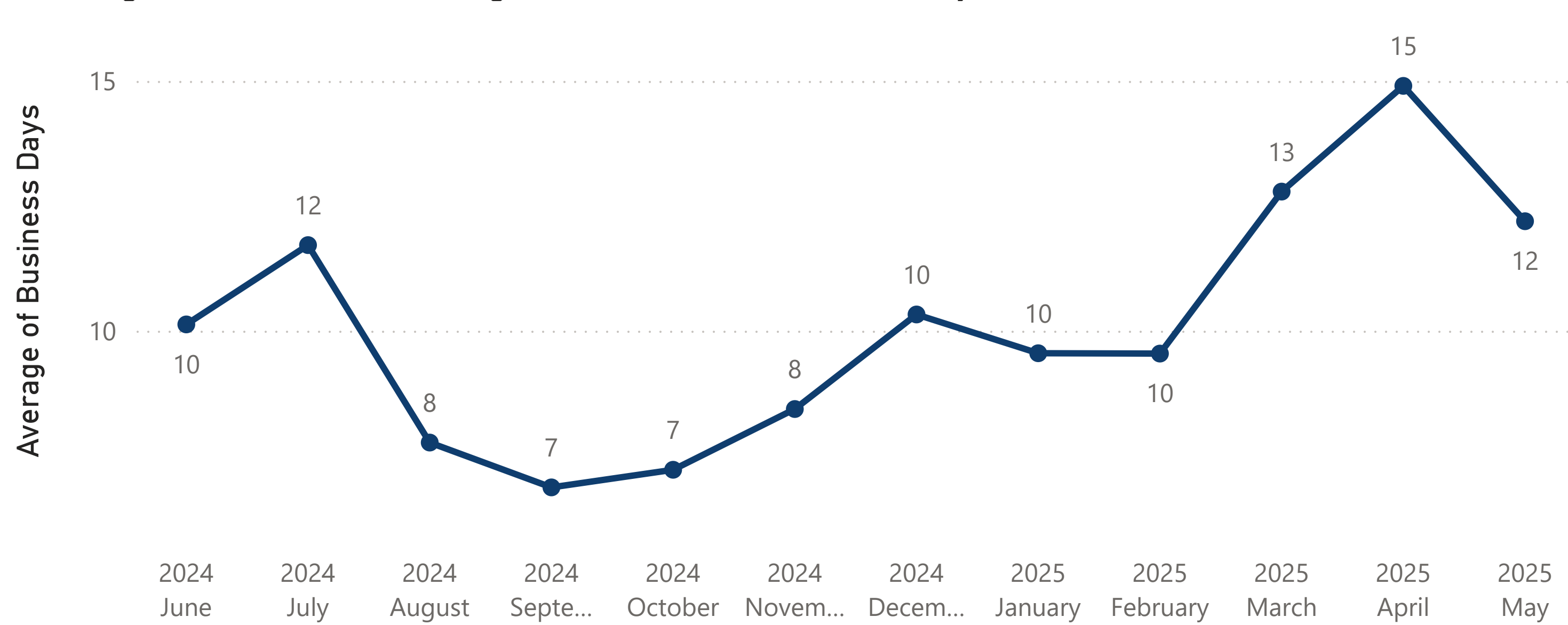
Permit type	Total Permits
<input type="checkbox"/> Sidewalk/Driveway (Commercial)	30
Arterial	18
Non-Arterial	12
Total	30

## Sidewalk/Driveway (Residential)

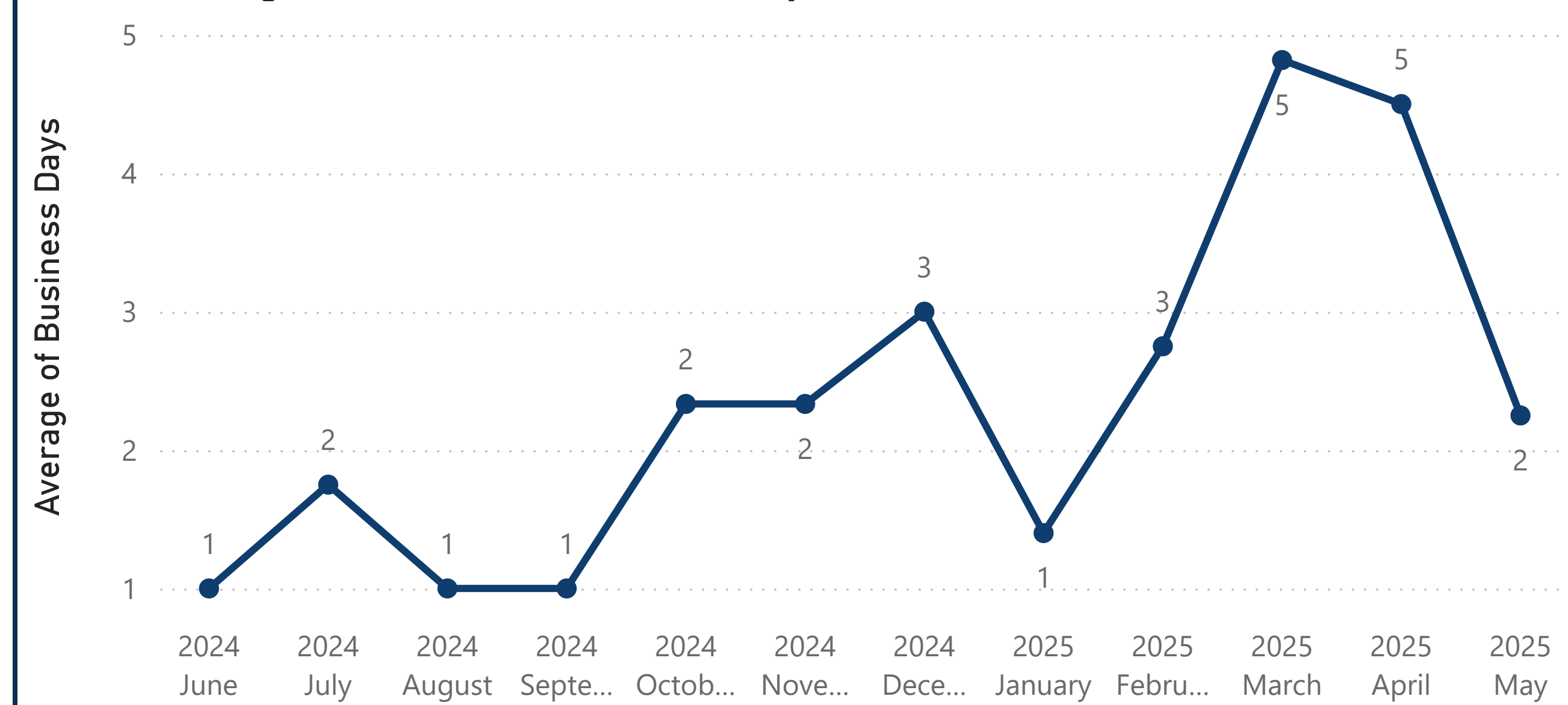
Permit type	Total Permits
<input type="checkbox"/> Sidewalk/Driveway (Residential)	210
Arterial	5
Non-Arterial	205
Total	210



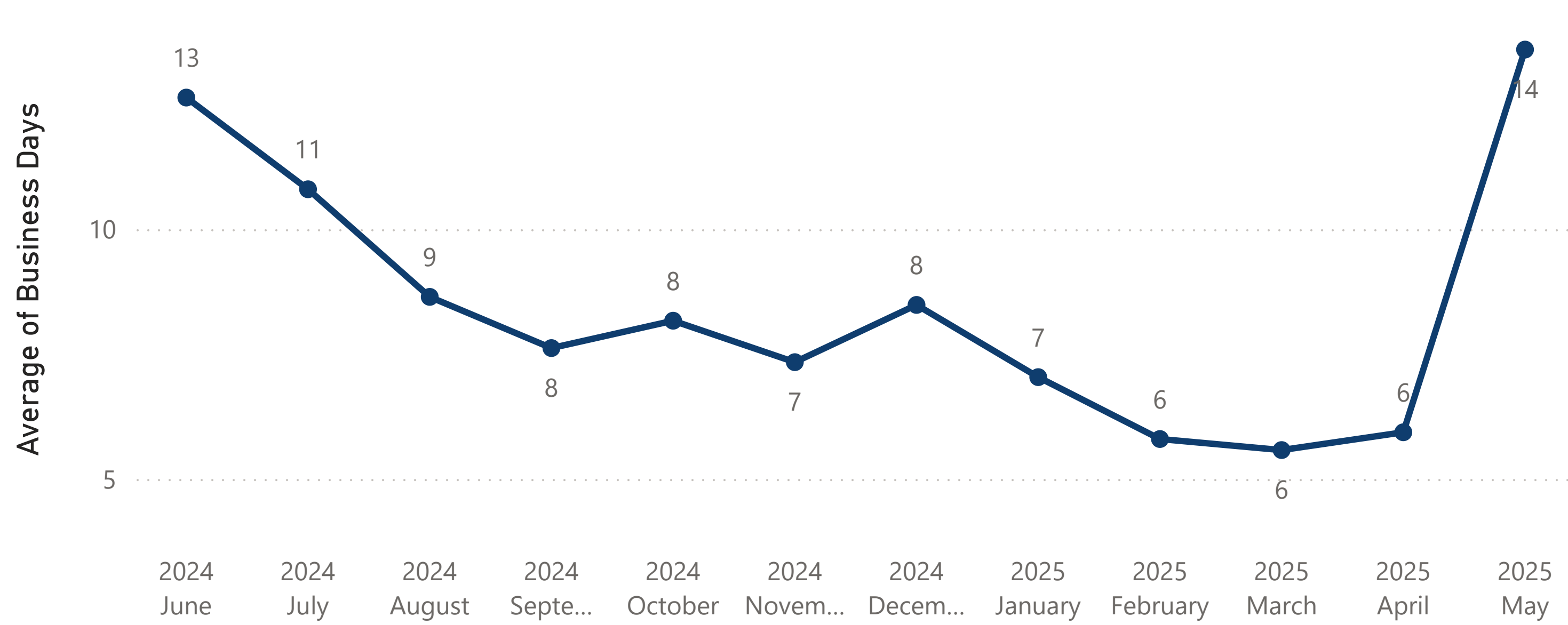
Building (Commercial) - Average Review Time (Business Days)



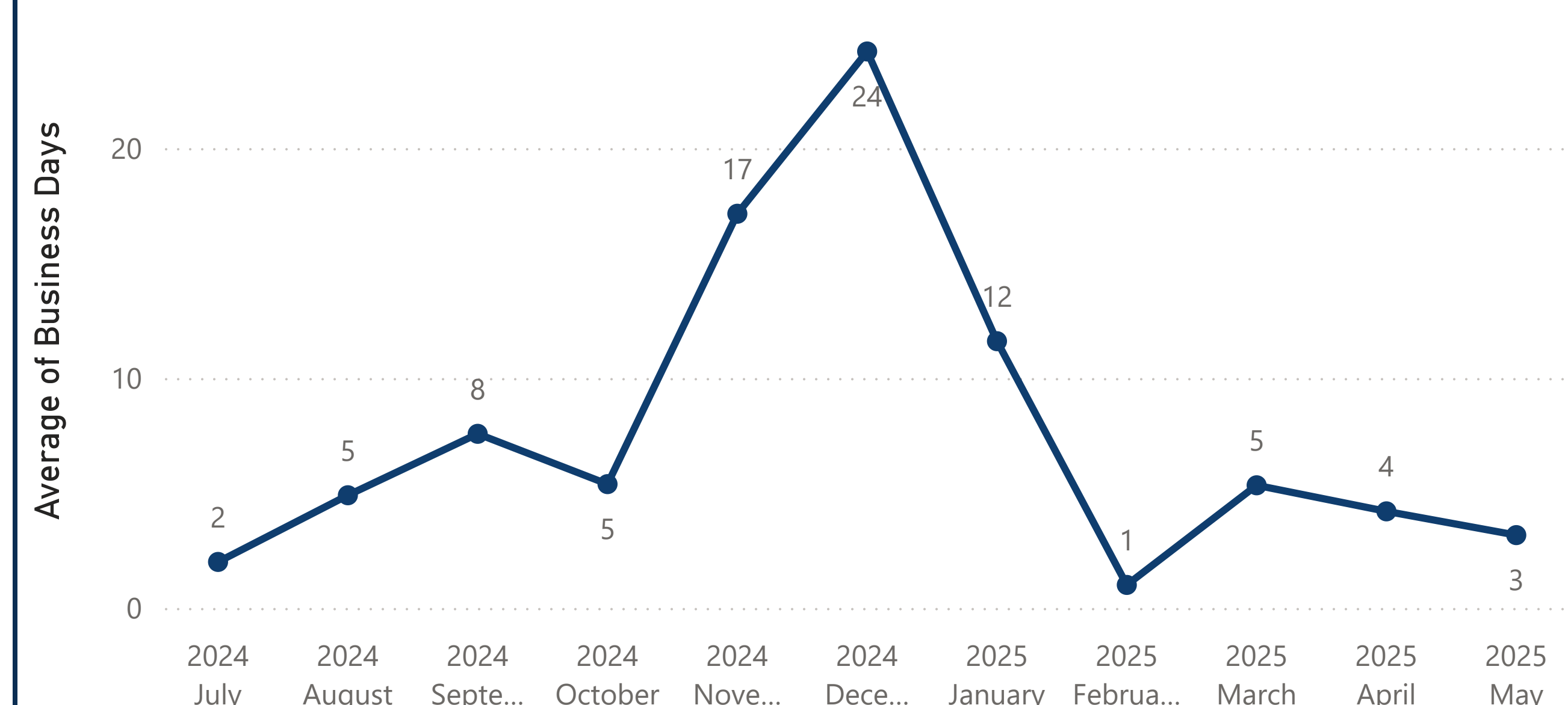
WSD - Average Review Time (Business Days)



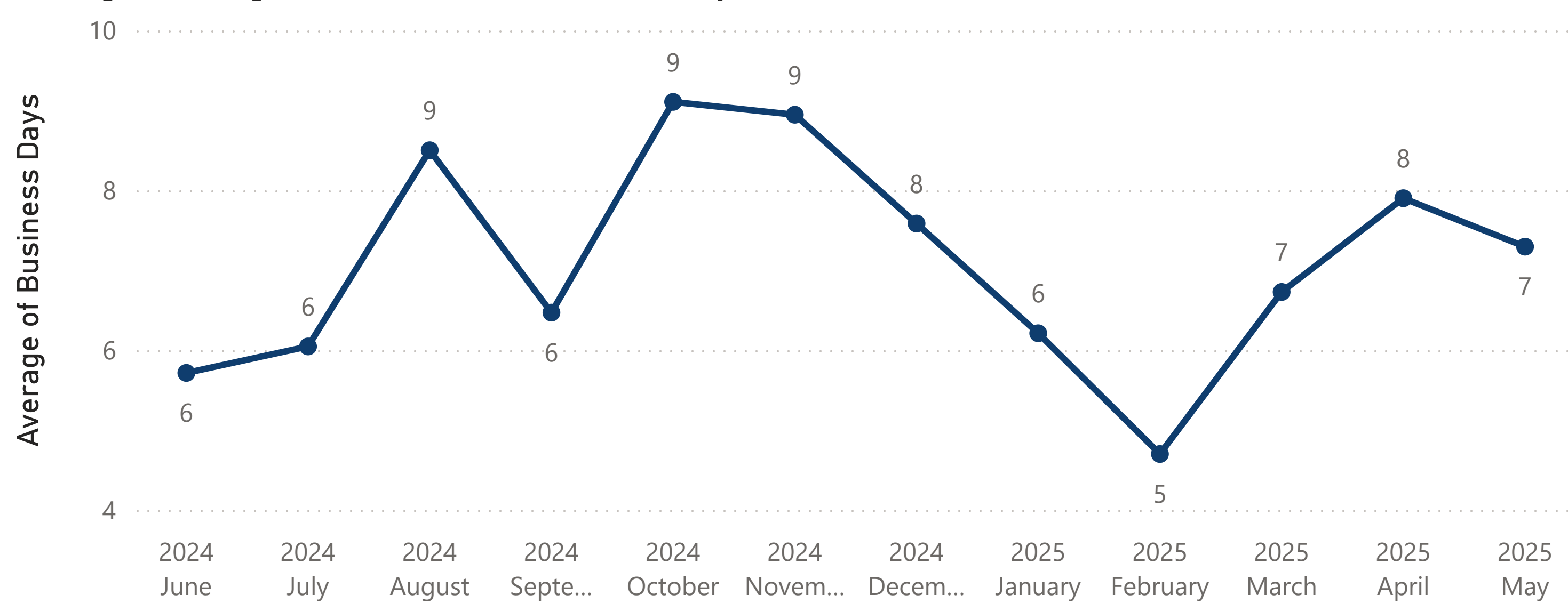
Building (Residential) - Average Review Time (Business Days)



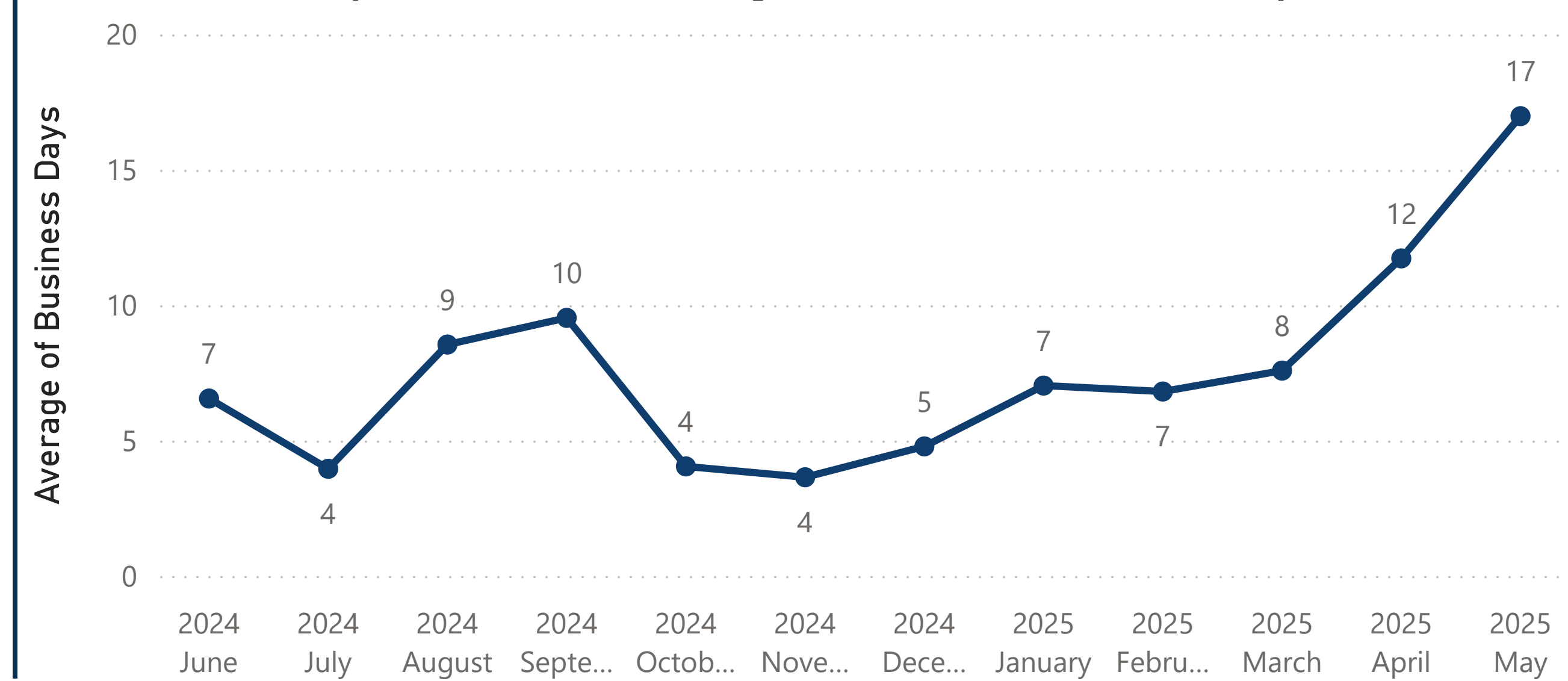
Sidewalk/Driveway (Commercial) - Average Review Time (Business Days)



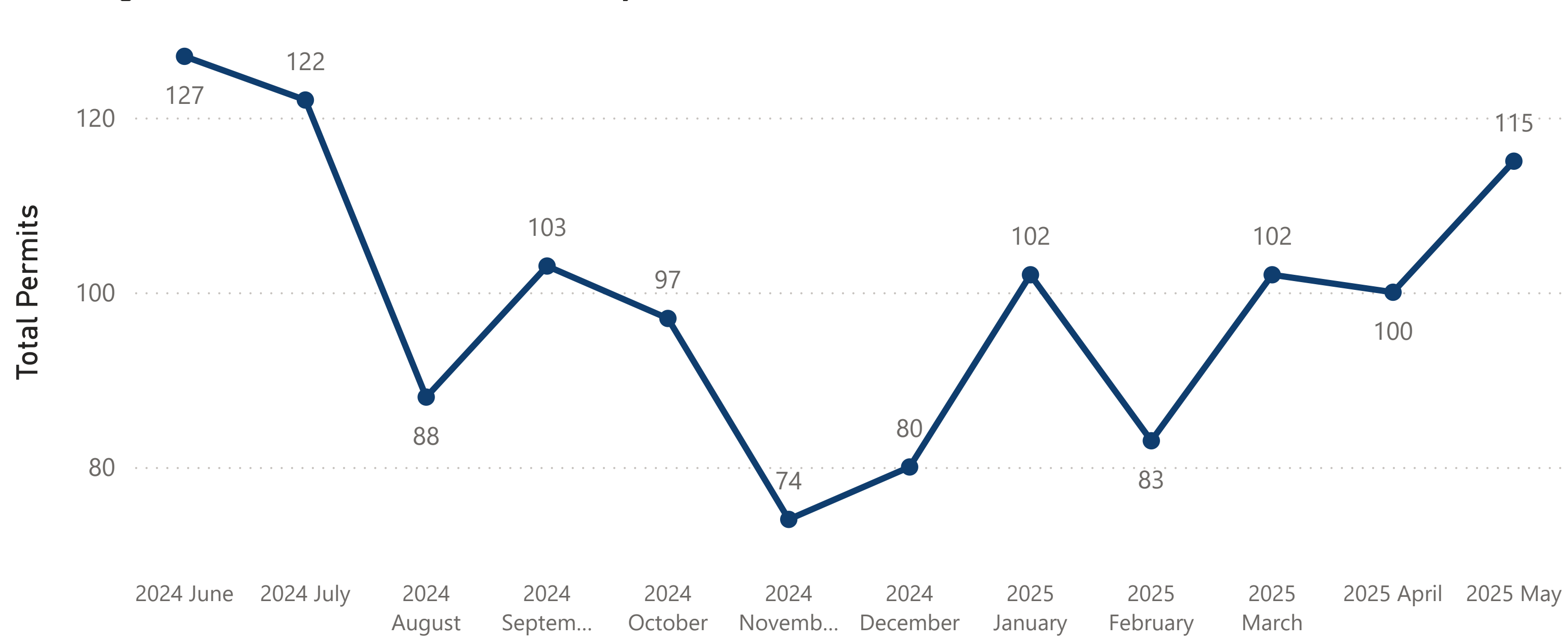
Zoning - Average Review Time (Business Days)



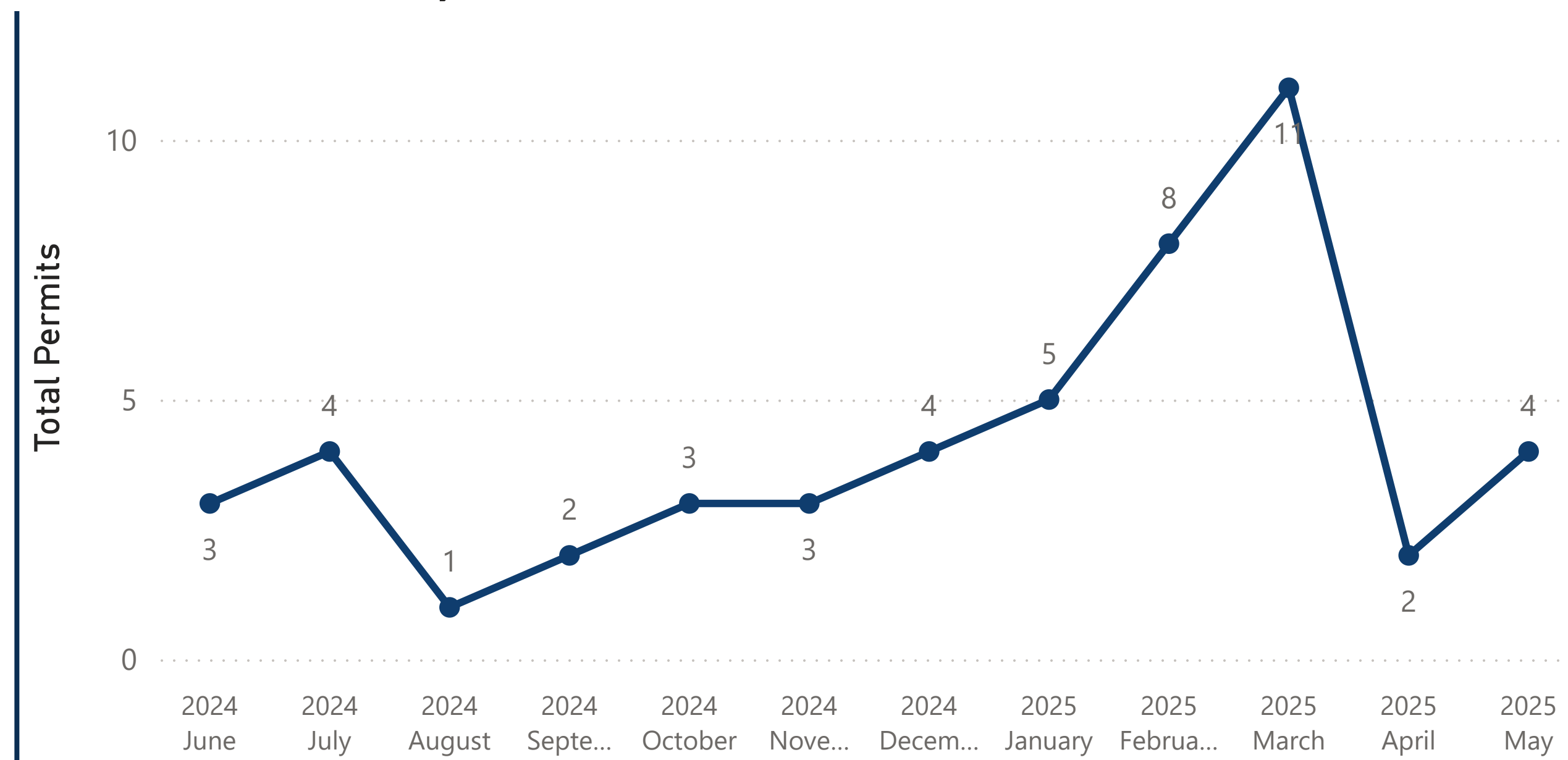
Sidewalk/Driveway (Residential) - Average Review Time (Business Days)



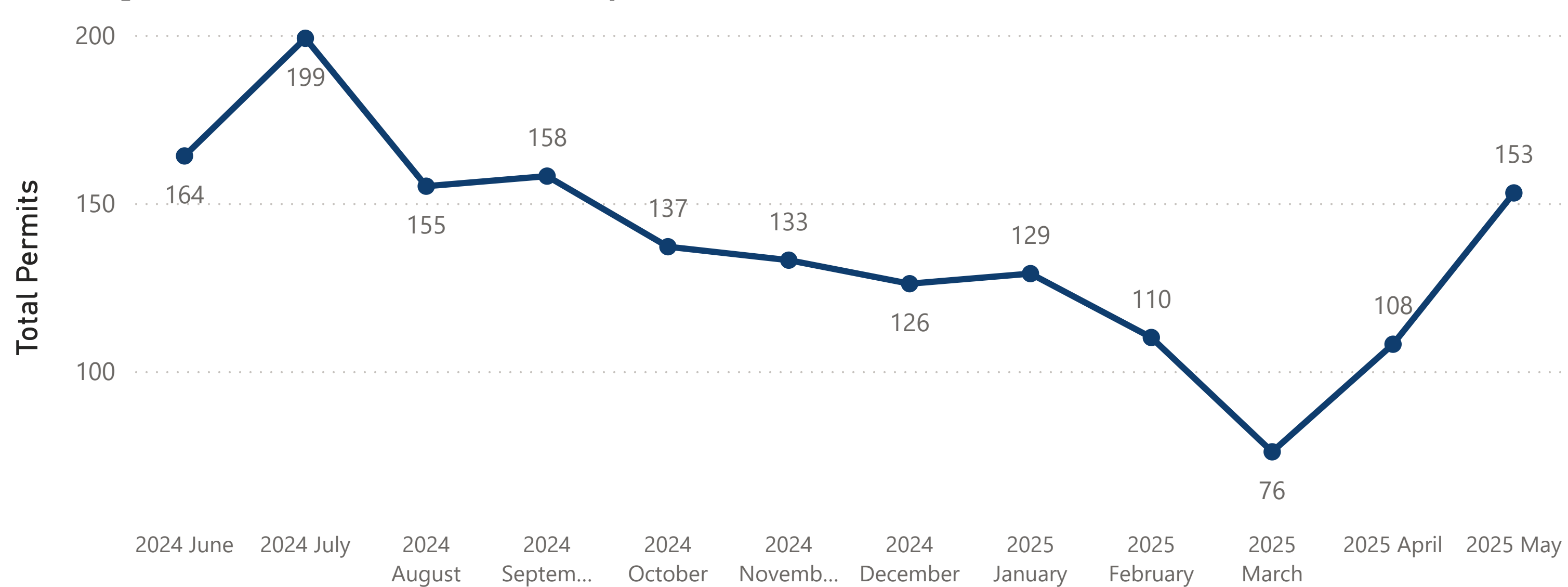
Building (Commercial) - Total Permits by Month



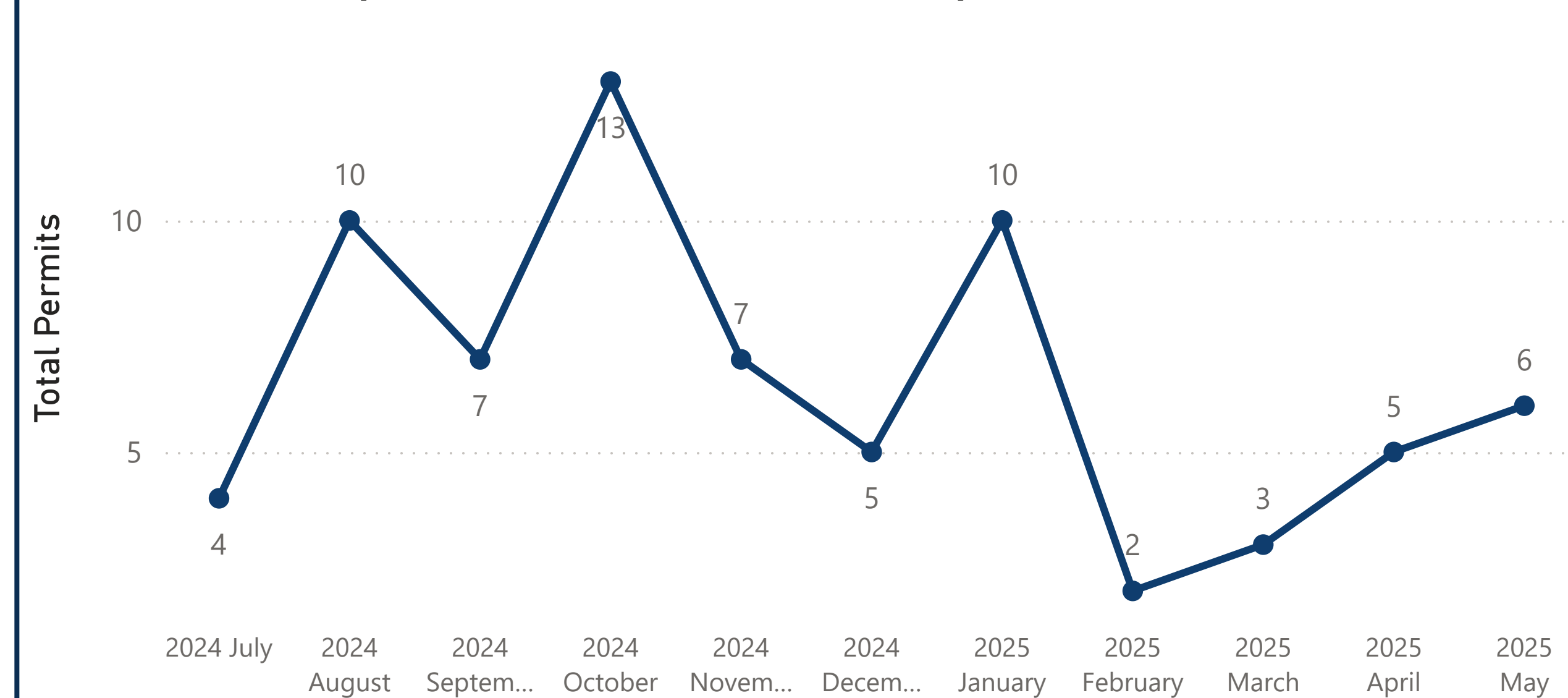
WSD - Total Permits by Month



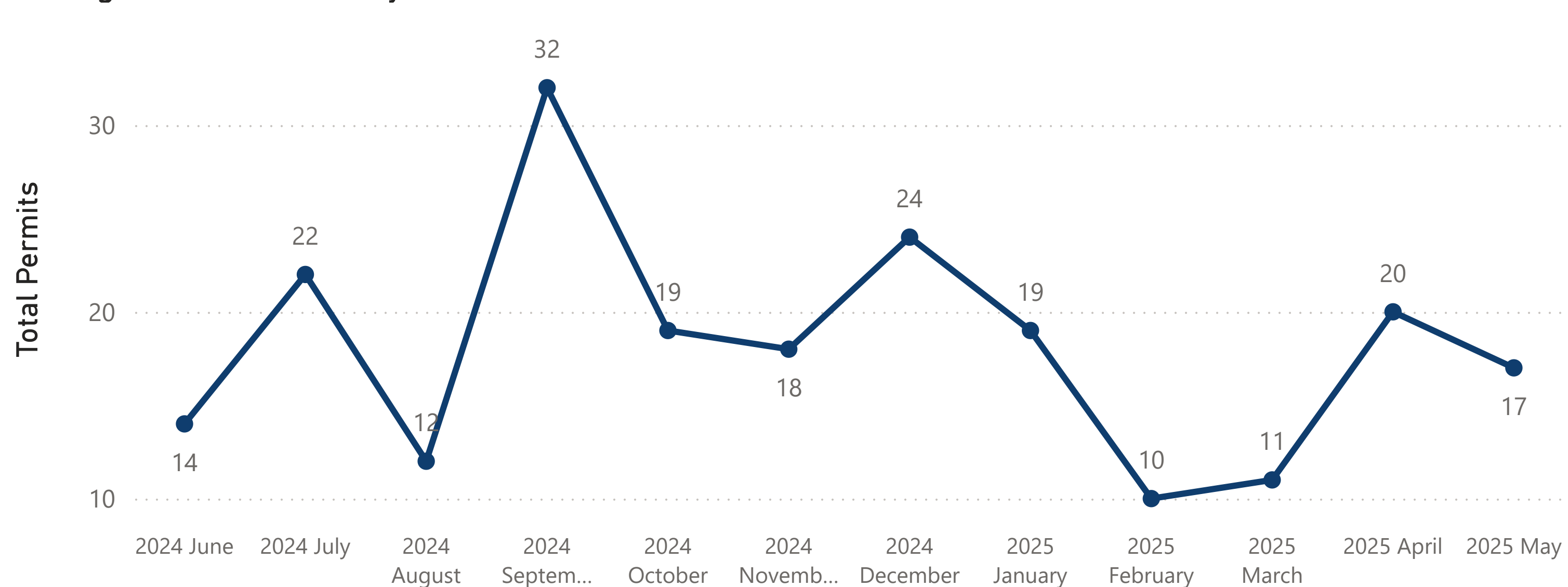
Building (Residential) - Total Permits by Month



Sidewalk/Driveway (Commercial) - Total Permits by Month



Zoning - Total Permits by Month



Sidewalk/Driveway (Residential) - Total Permits by Month

