



**FINANCE**  
Budget and Planning  
**Capital Planning Section**  
175 E 2<sup>nd</sup>, Tulsa, Oklahoma 74103-3203

**To:** STOC

Jake Epp

**From:** Capital Planning Manager

**Date:** April 28, 2026

**Subject:** April Meeting

Enclosed is the material for your April 28, 2026 meeting including the March 31, 2026 Financial Report for your review. 2016 and 2023 Sales Tax Program revenues for April and the fiscal year to date compared to 2016 and 2023 Sales Tax Program Adopted Budget Estimates are:

	Actual	Current Adopted Budget	Variance from Adopted Budget
<b>Month of April</b>	\$10,123,481	\$9,790,532	3.4%
<b>Year To Date</b>	\$94,523,862	\$91,516,513	3.3%

Please note the above amounts are the Sales Tax revenue only.

The 2016 and 2023 Sales Tax Programs Funds (4000 and 410), in addition to sales tax revenue, receives interest, and other revenues such as grants, transfers and miscellaneous revenues. Total revenue reported for the funds is not available until the end of the month so, the information provided below is for the most recently completed month. Total Fund 4000 and 410 revenue for the month of March was:

	<u>Month Ending:</u> <u>March 31, 2026</u>	<u>Variance from</u> <u>Adopted Budget</u>	<u>Year Thru:</u> <u>March 31, 2026</u>	<u>Variance from</u> <u>Adopted Budget</u>
Sales Tax Revenue	\$10,123,481	3.4%	\$94,523,862	3.3%
Interest on Investments	\$1,384,318	N/A	\$11,263,507	N/A
Other Revenue	<u>\$0</u>	N/A	<u>\$0</u>	N/A
<b>Total Fund Revenue</b>	<b>\$11,507,799</b>	<b>3.0%</b>	<b>\$105,787,369</b>	<b>2.9%</b>

04/23/2026 12:40 PM

**Office of the  
City Clerk**

**STOC**

**SALES TAX OVERVIEW  
COMMITTEE**

**NOTICE AND AGENDA**  
**SALES TAX OVERVIEW COMMITTEE**  
**APRIL 28, 2026, 8:00 AM**  
**175 E 2<sup>nd</sup> ST, 10-North**

The STOC committee will meet in person at 8:00 am on April 28, 2026.

- I. Call to Order
- II. Reading of February and March Minutes.
- III. Chair Report to Council
- IV. Subcommittee Reports
  - A. Vision
    - a. Rebecca Surber-Cantu to give updates on Route 66 Projects.
  - B. Public Safety
  - C. Parks
  - D. Transportation
  - E. Financial
- V. Unfinished Business
- VI. New Business
  - a. Nomination of Officers
- VII. Adjournment



Ashley Webb  
Chair

Ashley R. Webb  
Riggs, Abney, Neal, Turpen, Orbison & Lewis Inc.  
Attorney At Law  
Tulsa, OK 74119  
(918) 699-8905

**To:** City Council  
**Date:** May 6, 2026  
**Subject:** May Report to City Council

Attached is the April 2026 Sales Tax Overview Committee (STOC) Status Report

**2006 Special Extended Sales Tax**

March expenditures totaled \$20,000, of which \$15,000 was spent on the Public Facilities Renovation project. Encumbrances and commitments total \$707,000. Current appropriations for the 2006 Third Penny Sales Tax Extension Fund total \$273,275,000. There is a current appropriation balance of \$4,744,000.

**2008 Sales Tax Special Temporary Streets**

There were no expenditures in March. Encumbrances and commitments total \$48,000. Current appropriations for the 2008 Sales Tax Special Temporary Streets Fund total \$149,658,000. There is a current appropriation balance of \$4,165,000.

**2014 Sales Tax**

March expenditures totaled \$1,739,000, of which \$753,000 was spent on the Animal Shelter Expansion: Phase 1 project. Encumbrances and commitments total \$42,975,000. Current appropriations for the 2014 Sales Tax Fund total \$580,369,000. There is a current appropriation balance of \$55,358,000.

**2016 Sales Tax**

March expenditures totaled \$2,120,000, of which \$1,910,000 was spent on the Tulsa Vision Advanced Sales Tax Revenue Bonds debt service project. Encumbrances and commitments total \$6,178,000. Current appropriations for the 2016 Sales Tax Fund total \$434,744,000. There is a current appropriation balance of \$64,938,000.

**2016 Revenue Bond**

March expenditures totaled \$3,000, of which \$2,000 was spent on the South Mingo Corridor project. Encumbrances and commitments total \$4,046,000. Current appropriations for the 2016 Revenue Bond Fund total \$350,600,000. There is a current appropriation balance of \$5,993,000.

**2020 Sales Tax**

March expenditures totaled \$946,000, of which \$470,000 was spent on the Capital Equipment project. Encumbrances and commitments total \$21,734,000. Current appropriations for the 2020 Sales Tax Fund total \$188,585,000. There is a current appropriation balance of \$57,909,000.

**2023 Sales Tax**

March expenditures totaled \$22,000, of which \$20,000 was spent on the Citywide Arterial Streets Rehabilitation and Replacement project. Encumbrances and commitments total \$18,348,000. Current appropriations for the 2023 Sales Tax Fund total \$65,173,000. There is a current appropriation balance of \$46,803,000.

**2024 General Obligation Bonds**

March expenditures totaled \$1,242,000, of which \$577,000 was spent on the Citywide Arterial Streets Rehabilitation and Replacement project. Encumbrances and commitments total \$52,604,000. Current appropriations for the 2024 General Obligation Bonds Fund total \$210,185,000. There is a current appropriation balance of \$100,384,000.

**2020 General Obligation Bonds**

March expenditures totaled \$4,786,000, of which \$3,568,000 was spent on the Gilcrease Rd: Pine St to Admiral Blvd project. Encumbrances and commitments total \$50,094,000. Current appropriations for the 2020 General Obligation Bonds Fund total \$278,210,000. There is a current appropriation balance of \$109,081,000.

**2014 General Obligation Bonds**

March expenditures totaled \$113,000, of which \$128,000 was spent on the Maintenance Zone 3017 project. Encumbrances and commitments total \$29,564,000. Current appropriations for the 2014 General Obligation Bonds Fund total \$355,000,000. There is a current appropriation balance of \$28,880,000.

**2008 General Obligation Bonds**

There were no expenditures in March. Encumbrances and commitments total \$331,000. Current appropriations for the 2008 General Obligation Bonds Fund total \$231,104,000. There is a current appropriation balance of \$520,000.

**2005 General Obligation Bonds**

There were no expenditures in March. There are currently no encumbrances or commitments. Current appropriations for the 2005 General Obligation Bonds Fund total \$75,966,000. There is a current appropriation balance of \$13,000.

Respectfully submitted,

Ashley Webb, Chair



Attachments

cc: Christy Basgall  
Jarrod Moore  
Jake Epp



**FINANCIAL REPORT TO CITY COUNCIL**  
**Wednesday, May 6, 2026**

**I. Financial Report**

*Revenue: 2016 Vision 0.305 Percent and 2023 Sales Tax 0.95 Percent Sales Tax Funds*

	March	Fiscal Year to Date Thru March
Actual	\$ 10,123,481	\$ 94,523,862
Adopted Budget - Current Year	9,790,532	91,516,513
<b>Actual vs Budget</b>	<b>\$ 332,949</b>	<b>\$ 3,007,349</b>

**Expenditures**

Fund	March	Fiscal Year to Date Thru March
410 - 2023 Temporary Sales Tax	\$ 21,988	\$ 21,988
409 - 2020 Sales Tax	945,690	9,582,698
4001, 4003, 4004 - Tulsa Vision Rev Bonds	3,218	3,789,336
4000 - Tulsa Vision Sales Tax	2,119,438	21,056,189
405 - 2014 Sales Tax	1,738,812	18,499,321
404 - 2008 Streets Temporary Sales Tax	-	4,819
402 - 2006 Special Extended Sales Tax	19,289	280,875
<b>TOTAL</b>	<b>\$ 4,848,435</b>	<b>\$ 53,235,227</b>

**II. Expenditures in Other Funds**

Fund	March	Fiscal Year to Date Thru March
401 - 2001 Sales Tax	\$ -	\$ -
429 - 2024 GO Bond	1,241,206	7,648,067
428 - 2020 GO Bond	4,785,804	29,547,231
427 - 2014 GO Bond	112,338	11,497,282
426 - 2008 GO Bond	-	159,395
425 - 2005 GO Bond	-	-
<b>TOTAL</b>	<b>\$ 6,139,348</b>	<b>\$ 48,851,974</b>

**III. Items for the City Council's Attention**

- A. Monthly Financial Reports
- B. STOC Committee and Subcommittee Minutes and Reports

**IV. Attachments**

- A. Attendance Record for the last 12 months
- B. STOC Committee and Subcommittee Minutes and Reports

Respectfully submitted,

Ashley R. Webb, Chair

Attachments

cc: Christy Basgall  
 Jarrod Moore  
 Jake Epp

# MAJOR CAPITAL IMPROVEMENTS CONSTRUCTION FUNDS SUMMARY

As of March 31, 2026

	CURRENT	EXPENDITURES		ENCUMBERED/	PERCENT	BALANCE
	APPROPRIATIONS	Current Month	Life To Date	COMMITTED		
<b>SALES TAX FUNDS</b>						
Fund 401 and Fund 403						
2001 Third Penny Sales Tax and 2006 Advance Funded Sales Tax	\$ 112,613,794	\$ -	\$ 112,611,653	\$ -	100%	\$ 2,141
Fund 402						
2006 Third Penny Sales Tax Extension	\$ 273,274,569	\$ 19,289	\$ 267,823,290	\$ 707,361	98%	\$ 4,743,919
Fund 404						
2008 Sales Tax Special Temporary Streets Fund	\$ 149,658,132	\$ -	\$ 145,445,186	\$ 48,314	97%	\$ 4,164,632
Fund 405						
2014 Sales Tax Fund	\$ 580,368,725	\$ 1,738,812	\$ 482,036,010	\$ 42,975,076	90%	\$ 55,357,640
Fund 406: 4000						
2016 Sales Tax Fund	\$ 434,743,895	\$ 2,119,438	\$ 363,628,554	\$ 6,177,733	85%	\$ 64,937,609
Fund 406: Funds 4001, 4003, 4004						
2016 Revenue Bond Fund	\$ 350,600,000	\$ 3,218	\$ 342,234,743	\$ 4,045,728	99%	\$ 5,992,646
Fund 409						
2020 Sales Tax Fund	\$ 188,585,000	\$ 945,690	\$ 108,942,120	\$ 21,733,984	69%	\$ 57,908,896
Fund 410						
2023 Sales Tax Fund	\$ 65,172,579	\$ 21,988	\$ 21,988	\$ 18,347,837	28%	\$ 46,802,754

# MAJOR CAPITAL IMPROVEMENTS CONSTRUCTION FUNDS SUMMARY

As of March 31, 2026

	CURRENT	EXPENDITURES		ENCUMBERED/	PERCENT	BALANCE
	APPROPRIATIONS	Current Month	Life To Date	COMMITTED		
<b>GENERAL OBLIGATION BONDS</b>						
Fund 429						
<b>2024 General Obligation Bonds</b>	\$ 210,185,000	\$ 1,241,206	\$ 57,196,494	\$ 52,604,368	52%	\$ 100,384,138
Fund 428						
<b>2020 General Obligation Bonds</b>	\$ 278,210,000	\$ 4,785,804	\$ 119,034,479	\$ 50,094,256	61%	\$ 109,081,266
Fund 427						
<b>2014 General Obligation Bonds</b>	\$ 355,000,000	\$ 112,338	\$ 296,555,578	\$ 29,564,233	92%	\$ 28,880,189
Fund 426						
<b>2008 General Obligation Bonds</b>	\$ 231,103,878	\$ -	\$ 230,253,131	\$ 331,127	100%	\$ 519,619
Fund 425						
<b>2005 General Obligation Bonds</b>	\$ 75,966,289	\$ -	\$ 75,953,280	\$ -	100%	\$ 13,009
<b>ENTERPRISE FUNDS</b>						
Fund 740: 7401-7410						
<b>TMUA-Water Capital Fund</b>	\$ 594,550,889	\$ 2,718,710	\$ 478,865,297	\$ 41,049,612	87%	\$ 74,635,979
Funds 750: 7501-7524						
<b>TMUA-Sanitary Sewer Capital Funds</b>	\$ 770,224,149	\$ 3,255,608	\$ 605,979,795	\$ 63,589,302	87%	\$ 100,655,052



Sales Tax Overview Committee Meeting  
MINUTES  
February 24, 2026  
175 E 2<sup>nd</sup> St, Tulsa OK

REVISED

The Sales Tax Overview Committee met for the regular monthly meeting at 8:00 a.m. on February 24, 2026.

I. Call to Order

The meeting was called to order at 8:07 am by Ashley Webb.

**The following members were present:**

Ashley Webb	James Deming	Kathy Sebert
Uriah Davis	Sylvia Powell	Maia Treleaven
Linda Jenkins	Deborah McKinney	Paul Hassink
Matt Meyer	Brett Friesen	Mareo Johnson

**The following members were not present:**

Charles Wilkes	Tige Rodgers	Jennifer White
Scott Asbjornson	Scott Grizzle	Jessica Reyes
Steve King	Pamela Amburgy	

**Also present:**

Katie Spera	Karen O'Brien	Rebecca Surber-Cantu
Jake Epp	Mary Womble	
Chris Havenar	Michelle Barnett	

II. Approval of Minutes

Ashley Webb noted that not enough committee members were present and we did not have a quorum, and that the January meeting minutes would have to be tabled. Mareo Johnson joined the meeting at 8:09 and we now have quorum for the reading of the January minutes. Motion to approve the January minutes was made. James Deming seconded the motion, and the January meeting minutes were approved.

III. Chair's Report

Kathy Sebert and Ashley Webb gave the report to the City Council for the month of February.

IV. Committee Reports

A. Vision

Michelle Barnett with Partner Tulsa presented an update on Vision funds and how they are being utilized. Michelle Barnett spoke about how the revolving loan funds are allocated to support small businesses in Tulsa and that most of the loans given out during Covid have been repaid to the City. Ashley Webb asked what is being done with those repaid loans, Michelle Barnett said all funds repaid will go back into project number four. Linda Jenkins noticed a few corrections that need to be made on the report presented by Michelle Barnett and Mary Womble said she would reach out to Michelle Barnett and have her make the requested corrections. Once corrections have been made, Katie Spera will send out the new revised report.

The revised report has been received and sent to the committee.

B. Public Safety

The February report was read and accepted.

C. Parks

The February report was read and accepted.

D. Transportation

The February report was read and accepted.

E. Financial

The February collections were \$11M, which is about 5.2% above budget. Current sales tax collections are about 4.2 percent above budget for the year to date.

V. Unfinished Business

No unfinished business discussed.

VI. New Business

No new business discussed.



Sales Tax Overview Committee Meeting  
MINUTES  
February 24, 2026  
175 E 2<sup>nd</sup> St, Tulsa OK

REVISED

A. Chair Report Presenters

<u>Date</u>	<u>Presenter</u>	<u>Backup</u>
March 4	Linda Jenkins	Maia Treleaven
April 1	Ashley Webb	Mareo Johnson

5/6, 6/3, 7/1, 8/5, 9/2, 10/7, 11/4, 10/2

VII. Adjournment

Ashley Webb made a motion to adjourn, and Kathy Sebert seconded the motion.

Ashley Webb, Chair

Linda Jenkins, Vice Chair



SALES TAX OVERVIEW  
COMMITTEE

**Sales Tax Overview Committee Meeting  
MINUTES  
March 24, 2026  
TULSA ZOO  
6421 E 36<sup>th</sup> Street North**

The Sales Tax Overview Committee met for the regular monthly meeting at 8:00 a.m. on March 24, 2026.

I. Call to Order

**The following members were present:**

Linda Jenkins	Deborah McKinney	Sylvia Powell
Uriah Davis	Paul Hassink	Pamela Amburgy
Kathy Sebert	Matt Meyer	James Deming
Steve King	Scott Grizzle	

**The following members were not present:**

Scott Asbjornson	Charles Wilkes	Maia Treleaven
Jessica Reyes	Mareo Johnson	Brett Friesen
Tige Rodgers	Jennifer White	Ashley Webb

**Also present:**

Katie Spera	Lindsay Hutchison	Joe Barkowski
Anne Boyd	Mary Womble	

II. Approval of Minutes

The February meeting minutes were read. Linda Jenkins noted a few corrections that needed to be made to the meeting minutes as well as issues regarding Michelle Barnetts report she presented. Linda Jenkins requested to see the revised report before approving the February meeting minutes. Sylvia Powell made a motion to table the February meeting minutes until the revised version can be voted on next month, Linda Jenkins asked the committee to vote on this item, all agreed to table the meeting minutes until the next monthly meeting.



SALES TAX OVERVIEW  
COMMITTEE

**Sales Tax Overview Committee Meeting**  
**MINUTES**  
**March 24, 2026**  
**TULSA ZOO**  
**6421 E 36<sup>th</sup> Street North**

III. Chair's Report

Linda Jenkins and Maia Treleaven presented the Chair's Report to Council for the month of March. During the report Councilor Lori Decter Wright noted that the STOC Parks Report has the Hunter Park Renovations listed in district 9 when it is in district 8, and it needs to be corrected – this correction has been made to the Parks Report.

IV. Committee Reports

A. Vision

Lindsay Hutchison and Joe Barkowski with the Tulsa Zoo gave a presentation on current zoo projects, their funding, and future planned projects; they also provided background history of the zoo, and priority needs to correct aging infrastructure and ongoing maintenance needs.

B. Public Safety

The report was read and accepted.

C. Parks

The report was read and accepted.

D. Transportation and Traffic

Linda Jenkins noted the follow-up report on Route 66 Maintenance from Traffic Engineering. Also pointed out at the meeting were the substantial number of Transportation projects where the actual construction of the project has been completed over 6 months, as well as 3 completed projects that are currently listed as active when they should be listed under complete.

E. Financial

The March collections were 9.3M, which is about 1.6% below budget. Current sales tax collections are about 3.3% above budget for the year to date.



SALES TAX OVERVIEW  
COMMITTEE

Sales Tax Overview Committee Meeting  
MINUTES  
March 24, 2026  
TULSA ZOO  
6421 E 36<sup>th</sup> Street North

V. Unfinished Business

No Unfinished Business was discussed.

VI. New Business

Linda Jenkins noted that there is a bit of a discrepancy in the way our reports are presented on the agenda and the titles in our reference materials do not match and need to be updated.

A. Chair Report Presenters

<u>Date</u>	<u>Presenter</u>	<u>Backup</u>
April 1	Ashley Webb	Mareo Johnson
May 6	Kathy Sebert	Linda Jenkins
June 3	Linda Jenkins	Maia Treleaven
July 1	Scott Grizzle	Matt Meyer
8/5, 9/2, 10/7, 11/4, 10/2		

VII. Adjournment

The meeting was adjourned at 9:16 AM followed by a tour of the Tulsa Zoo.

Ashley Webb, Chair

Linda Jenkins, Vice Chair



# 12-Month Attendance Record

Member	Expires	District	Seat	Jan-26	Feb-26	Mar-26	Apr-26	May-26	Jun-26	Jul-26	Aug-26	Sep-26	Oct-26	Nov-26	Dec-26	# Attended	# Possible	Comments
Ashley Webb (C)	Dec-24	4	2	P	P	A										2 of 12		
Linda Jenkins (VC)	Dec-28	1	1	A	P	P										2 of 12		
Scott Grizzle (S)	Dec-26	9	2	P	A	P										2 of 12		
Brett Friesen	Dec-26	3	1	A	P	A										1 of 12		
Charles Wilkes	Dec-26	1	2	A	A	A										0 of 12		
Deborah McKinney	Dec-26	8	2	A	P	P										2 of 12		
James Deming	Dec-27	7	1	P	P	P										3 of 12		
Jennifer White	Dec-28	5	1	A	A	A										0 of 12		
Jessica Reyes	Dec-28	M	2	P	A	A										1 of 12		
Kathy Sebert	Dec-26	5	2	P	P	P										3 of 12		
Maia Treleaven	Dec-28	6	1	P	P	A										2 of 12		
Mareo Johnson	Dec-26	M	1	A	P	A										1 of 12		
Matt Meyer	Dec-26	7	2	P	P	P										3 of 12		
Pamela Amburgy	Dec-26	M	3	P	A	P										2 of 12		
Paul Hassink	Dec-24	9	1	P	P	P										3 of 12		
Scott Asbjornson	Dec-26	2	1	P	A	A										1 of 12		
Steve King	Dec-28	8	1	A	A	P										1 of 12		
Sylvia Powell	Dec-24	2	2	OT	P	P										2 of 12		
Tige Rodgers	Dec-26	4	1	A	A	A										0 of 12		
Uriah Davis	Dec-26	6	2	P	P	P										3 of 12		
VACANT	NM	3	2	NM	NM	NM										0 of 0		
<b>Members Present</b>																		

A = ABSENT  
P = PRESENT  
NM = NO MEMBER APPOINTED  
OC = OUT OF COUNTRY  
OT = OUT OF TOWN on Business

Sales Tax Overview Committee

# STOC

SALES TAX OVERVIEW COMMITTEE

12-Month Attendance Record

Dec-25

Member	Expires	District	Jan-25	Feb-25	Mar-25	Apr-25	May-25	Jun-25	Jul-25	Aug-25	Sep-25	Oct-25	Nov-25	Dec-25	# Attended	# Possible	Comments
Wilkes, Charles	Dec-26	1	A	A	P	A	A	P	A	A	A	A	A	A	2 of 12		
Jenkins, Linda (VC)	Dec-28	1	P	P	P	P	P	P	P	P	P	P	P	P	12 of 12		
Asbjornson, Scott	Dec-26	2	A	P	P	A	P	P	A	P	P	P	A	A	7 of 12		
Powell, Sylvia	Dec-24	2	A	A	P	A	A	P	P	P	P	P	A	P	7 of 12		
Friesen, Brett	Dec-26	3	P	P	P	P	P	A	P	P	P	P	P	P	11 of 12		
Vacant	Dec-24	3	NM	NM	NM	NM	NM	NM	NM	NM	NM	NM	NM	NM	0 of 1		
Rodgers, Tige	Dec-26	4	P	P	P	A	A	A	P	A	A	A	A	A	4 of 12		
Webb, Ashley (C)	Dec-24	4	P	P	P	P	P	P	P	P	OC	P	P	P	11 of 12		
Sebert, Kathy	Dec-26	5	P	P	P	P	P	P	P	P	P	P	P	P	12 of 12		
White, Jennifer	Dec-28	5	P	A	A	P	P	A	P	A	P	A	A	A	5 of 12		
Treleaven, Maia	Dec-28	6	P	P	P	OT	P	OT	P	P	P	A	P	P	9 of 12		
Davis, Uriah	Dec-26	6	NM	NM	P	P	P	A	A	P	P	P	A	A	6 of 10		
Meyer, Matt	Dec-26	7	P	P	P	P	P	P	P	P	P	P	P	P	12 of 12		
Deming, James	Dec-24	7	P	P	P	A	P	P	P	P	P	A	P	A	9 of 12		
McKinney, Deborah	Dec-26	8	P	P	P	P	A	P	P	P	P	A	P	A	9 of 12		
King, Steve	Dec-28	8	P	P	P	P	P	P	P	P	P	P	P	P	12 of 12		
Grizzle, Scott (S)	Dec-26	9	P	P	P	P	P	P	P	P	P	P	P	A	11 of 12		
Hassink, Paul	Dec-24	9	P	P	P	P	A	P	P	P	P	P	A	P	10 of 12		
Amburgy, Pamela	Dec-26	M	P	P	P	P	P	A	P	P	P	P	P	A	10 of 12		
Jessica Reyes	Dec-28	M	NM	NM	P	P	P	P	P	A	P	P	P	P	9 of 10		
Johnson, Mareo	Dec-26	M	A	A	P	A	A	P	P	A	A	A	P	P	5 of 12		
<b>Members Present</b>			<b>14</b>	<b>14</b>	<b>19</b>	<b>13</b>	<b>14</b>	<b>14</b>	<b>17</b>	<b>15</b>	<b>16</b>	<b>13</b>	<b>13</b>	<b>11</b>			

A = ABSENT  
 P = PRESENT  
 NM = NO MEMBER APPOINTED  
 OC = OUT OF COUNTRY  
 OT = OUT OF TOWN on Business

Prepared by City of Tulsa  
 Department of Finance  
 Budget & Planning Division  
 Capital Planning Section

# (2) Vision

**Attendees:**

Ashley Webb  
Kathy Sebert  
Pamela Amburgy  
Paul Hassink  
Linda Jenkins  
Maia Treleaven  
Matt Meyer  
Mareo Johnson



DATE:

April 15, 2026

To: STOC

From: Parks, Culture & Recreation – CABS (City Architectural Building Services) – Mary Womble

Subject: Vision Tulsa Project Updates

- Projects List

- 1. 170000 Zink Dam
- 2. 170005 South Tulsa / Jenks Lake and Related Amenities
- 3. 170010 Turkey Mountain Urban Wilderness
- 4. 170020 New Trail East Bank Cousins
- 5. 170030 Gilcrease Museum
- 6. 170065 South Mingo Corridor
- 7. 170080 Citywide: Commercial Revitalization
- 8. 170080 Citywide: Route 66
- 9. 170080 Citywide: Gateway Signage
- 10. 170145 Vision Arts - Tulsa Arts Commission

- Completed Projects

170025	23 <sup>rd</sup> & Jackson Redevelopment	January 2026
147200	Williams Crossing (Ped. Bridge)	April 2025
170035	Cox Arena District	January 2019
170035	Cox Business Center Renovation	September 2023
170040	Tulsa Fairgrounds	November 2021
170045.1	Airport Infrastructure – AA Tail Slot	January 2019
170045.2	Airport Infrastructure – Navistar	December 2021
170045.2	Airport Infrastructure – Spirit	December 2024
170045.4	Airport Infrastructure - AA	July 2024
170050	Tulsa Zoo Elephant Exhibit	October 2025
170055	Langston Healthcare	December 2024
170060	BMX National Headquarters	January 2025
170070	Public Schools Safety First	February 2025
170085	Peoria – Mohawk Business Park	October 2025
170095	Community Health East Clinic	April 2020
170100	Air National Guard MTC	September 2024
170110	North Peoria Connection, 56 <sup>th</sup> – Mohawk	March 2020
170115	TCC Career Placement	August 2019
170125	McCullough Park	February 2023
170130	Mohawk Sports Complex	March 2022
170135	GO plan Bike Ped Master Plan	March 2022
170140	Route 66 Train Depot	October 2022
170155	PAC Master Plan	June 2021

### 1. No. 170000

Project Name: Zink Dam  
Representative: Brooke Caviness, COT  
Total Funding: \$63,602,369.27  
Available Funding: \$63,602,369.27  
Design Firm(s): Jacobs/CH2MHill, HISINC, LLC  
Contractor: Crossland Construction Company  
Start Date: 10.18.2020  
Anticipated Completion: August 2024 (Opening held Labor Day 2024)

- Dam and flume substantial completion 08.30.24
- **Construction complete as of 03.26.26**
- Punch list underway for Crossland, working to complete Spring 2026
  - Main item to fix buoy system, and adjustments to cameras in coordination with Gathering Place.
  - **Once buoy system is complete, final pay will be submitted**
- Record drawings received 02.03.26.

### 2. No. 170005

Project Name: South Tulsa / Jenks Lake and Related Amenities  
Representative: Veronica Page, COT  
Total Funding: \$80,884,000.00 total for construction (\$64,214,000.00 City, \$16,670,000.00 Jenks)  
Available Funding: \$55,175,041.91 (current allocations from COT through FY 28)  
Design Firm(s): Jacobs  
Contractor: TBD  
Start Date: 05.05.25 (design)  
Anticipated Completion: TBD

- Cost estimate to be based on 10% Conceptual plans and input from stakeholder during technical workshops.
- Field explorations:
  - LiDAR survey completed
  - Geotech: Additional geotechnical bores have been drilled. Geotech sub is currently analyzing data
- Technical workshops:
  - Workshop #1: 07.25.25 and 07.26.25. O&M plan development, CMAR method selected
  - Workshop #2: 08.14.25. Topic: Dam gate and pedestrian bridge, Obermeyer gates selected
  - Workshop #3: 09.26.25 Topic: Environmental & bank development
  - Workshop #4: Stakeholder review
- Ongoing coordination with RAISE grant team to discuss bank access
- Monthly Stakeholder Meeting began 11.04.25, meetings to recur 1st Tuesday monthly
- Offers made on two properties on west bank. One has been accepted, the other has countered, process ongoing.
- Cost estimate (10% design): Presented Cost Estimate to Stakeholders 03.02.26
- Cost estimate **without operational endowment** (Base bid + amenities + 15%) \$180M
- **Jacobs and City of Jenks meeting held 03.30.26** to discuss VE opportunities.
- **Mayor and Muscogee Creek Nation meeting held 03.31.26**
- Funding schedule to be discussed with all Stakeholders on **04.16.26**.
- **Further design effort pending**

### 3. Project No. 170020

Project Name: Turkey Mountain Urban Wilderness  
Representative: Jeff Edwards, RPA (River Parks Authority)  
Total Funding: \$ 7,600,000.00  
Available Funding: \$ 7,600,000.00  
Design Firm(s): LandPlan Consultants, Inc (LPCI)  
Contractor: Tri-Star (Parking lot projects)

Start Date: 1.20.25

- Acquisition of property: \$5,490,928.25
- Turkey Mountain Master Plan components: \$2,109,071.75
  - Updated master site plan 10.18.23 provides overall site planning strategy for the south side of Turkey incorporating all projects: (RAISE Grant to extend west bank trails from Turkey Mtn to Jenks, REI and possible changes to 71<sup>st</sup> and Elwood intersection, parking lot expansion at Turkey, and a new voter approved IOT 2023 maintenance facility for River Parks to possibly be located at Turkey).
- All soft surface trail construction complete
- West and east parking lots complete and in use as of January 2026
- RPA is designing (in-house) a small 20 space parking lot for the Rock Yard Bike Park.
  - Design is underway and cost estimates from Tri-Star are in process, **ongoing**
  - Funding received from sale of land to ODOT for Hwy 75 expansion is paying for this work
- 71<sup>st</sup> Connector Trail utility line relocation request is being made by COT Utility Management (07.14.25). The Trail project will be on hold while this sensitive AT&T communication line is relocated. May take a year to move line (July 2026), **ongoing**.

#### 4. Project No. 170020

Project Name: New Trail East Bank 101<sup>st</sup> to Cousins Park  
Representative: Henry Som de Cerff, COT  
Total Funding: \$ 4,000,000.00  
Available Funding: \$ 4,000,000.00  
Design Firm(s): LandPlan Consultants, Inc (LPCI), Garver  
Contractor: TBD  
Start Date: TBD

- Conceptual design completed 02.16.2018 (\$68,454.00)
- Conceptual cost estimate for trail \$10.2 million, with time value at 3% for 13 years – \$15.0 million, with land, total cost is \$26 million.
- TAP (Transportation Alternative Program) grant awarded March 2021 through INCOG to fund design (\$133,991.00 requested, \$107,193.00 awarded, COT to pay additional \$27K
- to fund the full design value of \$133,991) for Riverside Drive (Vensel Creek to south of Creek Turnpike)
  - Land Plan has been selected as design consultant for Vensel Creek design plans only (does not include construction funding).
  - This area is also in the footprint of the RAISE grant, design among 2 projects to be coordinated as part of effort.
  - **Final Design for ODOT for Vensel Creek portion – 30% design received 04.01.26.**
- TA (Transportation Alternative) grant applications: 3 additional segments to Cousin’s Park have been approved., 103<sup>rd</sup> to 110<sup>th</sup> awarded \$1M federal funds
- ANTP (Notice to Proceed) to Garver from ODOT was issued 03.11.26. **Northern portion of trail overlaps with RAISE funding.** Funding Agreements for 110<sup>th</sup> to 116<sup>th</sup> and 116<sup>th</sup> to 121<sup>st</sup> have been executed. Trail segments will be coordinated with the South Tulsa / Jenks Dam project – **ongoing**

#### 5. Project No. 170030

Project Name: Gilcrease Museum  
Representative: Brian Lee Whisenhunt, Gilcrease, Mary Womble, COT  
Current Budget: \$140,465,850  
Total Funding: \$140,465,850 (\$91,517,113 public + \$48,948,737 private, including \$1,250,00 from Osage Nation)  
Fundraising Goal: \$ 0  
Design Firm(s): Smith Group, 1 Architecture; Gallagher & Associates, Scenario  
Construction Manager: Flintco, LLC  
Start Date: 05.10.22  
Scheduled Completion: September 2025  
Anticipated Completion: September 2025 - Building only  
November 2026 – Exhibits  
Early 2027 – Grand Opening of museum



- **Project 2: Retail Revitalization Revolving Loan Fund** – \$1.5 million Total (formerly Bus Rapid Transit Revolving Loan Fund)
  - \$894,658.00 loaned to date, \$505,342.00 remaining to loan. One new loan was made in Q2 2025 and TEDC should have another for review in August 2025.
  - TAE0 awarded \$950,000 grant from THA/HUD for expansion of RRRLF in 36<sup>th</sup> Street North and North Peoria corridors leveraging \$140,000 in local match as detailed in Project 4 below.
- **Project 3: Destination Districts** – \$250K Total.
  - \$32K spent, \$218K left to spend
  - COT administering (Samantha Extance with Tulsa Planning Office): Greenwood, Route 66, Kendall Whittier, and Global District (formerly International District) (21<sup>st</sup> & Garnett area).
  - Remaining \$218K will be used to designate new destination districts. City staff working to expand program to allow for more models of participation and the majority of funds will be used for kickstarting new districts
  - 10-11 emerging districts in process
- **Project 4: Communications Strategy** – \$400K Total.
  - \$100K spent, \$300K encumbered
  - \$100K – Medium Giant media strategy consultant – work completed
  - TAE0 engaged national vendor, Retail Strategies, in April 2024 to actively market city sites to retail brokers using its funding.
  - Contract with Retail Strategies renewed by PartnerTulsa for FY26. New retail businesses located to Tulsa in 2025 include Crunch Fitness, Nothin Bundt Cake (2 locations), Chic-Fil-A (2 new locations), Daiso, and others.
  - Encumbered \$300,000 to support Retail Revitalization Revolving Loan Fund expansion with HUD funding in January 2025.
    - Local match of \$160,000 to leverage \$1,050,000 in federal funding for RRRLF specific to the 36<sup>th</sup> Street North and North Peoria corridors – encumbered – to be implemented as contract between City and TEDC
    - Façade Improvement grant – local match of \$140,000 proposed to leverage \$950,000 in Choice Neighborhoods grant – contract fully executed by TAE0 Board and Mayor 02.25.25
  - Final THA/HUD approval to begin Façade Grant Program expected late fall 2025.  
**Updates pending**

**8. Project No. 170080**

Project Name: Route 66 Beautification & Reinvestment  
 Representative: Rebecca Surber-Cantu, COT  
 Total Funding: \$ 3,700,000.00  
 Available Funding: \$ 810,000.00 (\$265K each year through 2028)  
 Design Firm(s): COT staff

- Route 66 Commission and COT staff providing oversight.
- Retail Market Study informed targeted funding uses on corridor
- Uses include marketing, wayfinding, façade grants, neon sign grants, project maintenance and Special Events grants.
- 93 neon sign grants in various stages of contracting through installation.
- Total for neon signs: \$1,577,472.55 total costs, \$567,241.60 total grants.
- 3 special event grants in various phases of contracting / completion.
  - \$24,714,19 in total costs, \$11,468.53 in total grants
- The Commission has decided not to select any of the respondents from the marketing RFP and have chosen to use Visit Tulsa for marketing and event planning to maximize ongoing efforts for the upcoming Rt 66 centennial in 2026.
  - Agreement with Visit Tulsa fully billed at \$150,000 as of 07.29.25.
  - Agreement with Visit Tulsa renewed for 1 year at \$100,000 – **in progress**
- Route 66 Rising: Repairs to be taken on by Public Works
- Cyrus Avery security cameras have exceeded useful life, ARPA funding being used for upgraded cameras
- **Musical Road press conference held 03.31.26**
- **“Main Street Now” national conference held in Tulsa 04.13.26 – 04.15.26**  
(no use of Vision money, but participation amongst City planners in sessions and neon sign, building and various areas along Route 66)

#### **9. Project No. 170080 / CP 23-09 / IFB 26-908**

Project Name: Citywide: Gateway Signage  
Representative: Elliott Stiles, COT and Daniel Jeffries, COT (TPO)  
Total Funding: \$ 3,600,000.00  
Available Funding: \$ 1,625,000.00 (\$265K each year through 2028)  
Design Firm(s): Landplan  
Start Date: 01.06.25  
Scheduled Completion: TBD

- Project includes 42 signs citywide, as funding allows
- 2 Gateway Triangle signs proposed to be done by Route 66 centennial, 2026
- West sign to be placed at Route 66 Village site (COT property)
  - **As of 03.20.26 contractor has trenched and placed electrical conduit to sign footing. Waiting for PSO to install meter and connect power**
  - **Concrete pour pending**
- East sign to be placed at Sampson Regional Stormwater Detention Site (north of I-44 east of 129<sup>th</sup> E Ave, COT property)
  - **Clearing of site started week of 03.23.26**
- 2 Gateway signs bid through Purchasing IFB 26-9:08, bids opened 01.21.26
  - Claude Neon Federal Signs Purchasing contract signed 02.18.26
  - **Signs in fabrication as of 03.31.26**

#### **10. Project No. 170145**

Project Name: Vision Arts - Tulsa Arts Commission  
Representative: Obum Ukabam  
Total Funding: \$ 2,250,000.00  
Available Funding: \$ 900,000.00

- 1<sup>st</sup> round of artist grants totaling \$300K, 29 agreements approved by Mayor 09.02.2020
- 2<sup>nd</sup> round of grants totaling \$300K, 33 agreements approved by Mayor 03.03.2021.
- 3<sup>rd</sup> round of grants totaling \$150K, 12 agreements approved by Mayor 06.08.2022
- 4<sup>th</sup> round of grants totaling \$150K (Vision Arts 4) 21 agreements approved by Mayor 08.14.23.
- 5<sup>th</sup> round of grants totaling \$150K (Vision Arts 5) 21 agreements approved by Mayor 11.13.24.
- 6<sup>th</sup> round of grants totaling \$150K (Vision Arts 6) 20 Agreements in process to be approved by Mayor for 07.01.25 to 06.30.26 spending cycle
- 7<sup>th</sup> round of grants totaling \$150K (Vision Arts 7):  
<https://www.cityoftulsa.org/media/29330/vision-arts-7-guidelines-11-1-25.pdf>
  - Submittals due – 01.05.26, 34 applications received
  - IRP (Independent Review Panel) to make recommendations at **05.11.26** Arts Commission meeting
  - Mayor to approve awardees **following Arts Commission recommendations**, Agreements with Artists to follow
  - Funding allocations to be available starting 07.01.26

# (3) Public Safety, Parks, and CABS

**Attendees:**

Linda Jenkins

Matt Meyer

Paul Hassink

Scott Grizzle

Kathy Sebert

Deborah McKinney

Maia Treleaven



# INTEROFFICE CORRESPONDENCE

**TO: Sales Tax Oversight Committee (STOC)**  
**FROM: Major Jillian Phippen, PAS**  
**DATE: April 9, 2026**  
**SUBJECT: Tulsa Police Fleet Activity**

## **Fiscal Year 2025-Fleet Vehicles**

Sixty-one (61) new Ford Police Interceptor Utilities have been ordered. Fifty-nine (59) have been received and placed into service. Two (2) are being outfitted.

## **Fiscal Year 2026-Fleet Vehicles**

Ninety-one (91) new Ford Police Interceptor Utilities have been ordered for FY2026. Sixty-four (64) have been received and are being outfitted. Twenty-one (21) have been placed into service.

## **Air Support Helicopters**

Both Police 1 and 2 are fully operational.

- Police 1-Tail number N901TP, 2023 Airbus H125
- Police 2-Tail number N302TP, 2023 Airbus AS350B3

Police 2 is scheduled for an engine overhaul in October or November of 2026. Engine overhauls are conducted every 5000 hours.

JP:jp



# TULSA FIRE DEPARTMENT

Chief Josh Lamb  
Physical Resources Office

(918) 596-1230  
joshlamb@cityoftulsa.org

**TO: Sales Tax Oversight Committee**  
**DATE: April 9, 2026**  
**SUBJECT: Sales Tax/Bond Projects Report**

## **Technical Heavy Rescue**

P.O. 232194

Estimate \$2,006,959.45

Delivery is expected in May 2026.

Funded by SAFER savings

No new activity.

## **Extended Cab Air Trucks**

P.O. 232195

Estimated total \$689,858.66

Two F-550 extended cab 4x4 mini-rescue body Air Trucks.

Delivery is expected in May 2026.

Funded by SAFER savings

No new activity.

## **HazMat Air Truck (Small)**

P.O. 240318

Estimate \$367,274.41

One F-550 crew cab 4x4 mini-rescue body HazMat Air Truck

Delivery is expected in June of 2026. No new activity.

Funded by IOT-2

## **Grass Rigs**

P.O. 253018

Estimated total \$1,234,290.00

Six Quick Attack Grass Rigs on a Ford F-350 Extended Cab 4x4 Truck

Delivery was expected in October of 2026, but due to pump motor complications there will be a delay.

Funded by IOT-2 & Safer Savings





# TULSA FIRE DEPARTMENT

Chief Josh Lamb  
Physical Resources Office

(918) 596-1230  
joshlamb@cityoftulsa.org

## **Command Trucks**

P.O. 262055

Estimated total \$382,334.20                      Funded by Safer Savings

Five Ford F-150 Crew Cab 4x4 Police Responder Trucks.

Delivery TBD. No new activity

## **Mid-Mount Aerials**

Requisition 20263767

Estimated total \$4,827,679.02                      Funded by IOT2 and IOT3

Two Pierce 100' Mid-mount Platform Aerial Apparatus.

Delivery estimate 39 months

## **Pumpers**

Requisition 20263767

Estimated total \$2,395,289.24                      Funded by IOT3

Two Pierce Pumper Apparatus

Delivery estimate 31 months

## **Account Balances and Plans**

IOT 3 - \$17,609,051.51

Planning for replacement of one Aerial apparatus and four Engines in FY27.



DATE:  
April 9, 2026

To: Sales Tax Overview Committee  
From: Steve Lassman  
Subject: Parks Capital Project Updates

**Active Projects List:**

1. 147230.....Savage Park Improvements
2. 147250.....Woodward Park Improvements
3. 147300.....Chamberlain Park Pool Reconstruction
4. SP21-6.....Fred Johnson Park Improvements
5. 2244B00009.....Zink Park Erosion and Site Repairs
6. 2244P00011.....Tennis Court Rehabilitation
7. SP23-4.....Carl Smith Sewer Lagoon and Expansion
8. CP 24-16.....Parks HVAC Replacement - Multiple Sites
9. CP 24-9.....Hill Park Improvements
10. CP 24-10.....Mohawk Park Rehab and Renovation
11. CP 24-11.....Park System Parking Rehab
12. 147170.....Hunter Renovation and Expand
13. 145200.....Parks ADA Improvements @ Hunter Park
14. CP 24-18.....Citywide – Outdoor Park Play Amenities
15. PR 25-1.....Citywide – Parking Lot Rehabilitation @ Hicks Park
16. TBD.....Citywide – Roofing Repairs
17. TBD.....Citywide – Mechanical Equipment
18. TBD.....Mohawk Golf Renovations
19. CP 24-2.....Chamberlain Park Improvements
20. CP 24-3.....Berry Park Improvements
21. PR 24-18.....Dream Keepers Park Improvements
22. PR 26-04.....Whiteside Park Improvements

**Completed Projects List:**

1. SP 21 -2.....Lacy Park Community Center – Roof Replacement
2. CP 24-2.....Owen Park Improvements
3. CP 24-5.....Hicks Rec Center Improvements
4. SP 23-4.....Crawford Park Shelter Roof Replacement
5. 170125.....McCullough Park Improvements
6. 147500-1R.....McClure Park Slide/Plunge Pool
7. 2242P00030.....Swan Lake Fountain Rehabilitation



DATE:  
April 9, 2026

1. SAVAGE PARK IMPROVEMENTS (147230)

- 17800 E. 21<sup>st</sup> Street – District 6
- 2014 Sales Tax
- Budget: \$120,000 (\$15,000 in FY2019 and \$105,000 in FY2020)
- Consultant: Method Architecture
- Design Fees: \$22,173.63
- Scope of work: HVAC improvements, flooring, painting, and roofing at Savage Park Concession, Restrooms.
- Work to be completed by Purchase Orders through City annual contractors in coordination with Little League user group.
- Improvements to date include HVAC repairs (08.25.25), replacing interior fluorescent lights with led lights (09.11.25).
- Lighting repairs at fields 6 & 7 completed as of 11.20.25.

2. WOODWARD PARK IMPROVEMENTS (147250)

- 2324 S. Rockford Ave. – District 4
- 2014 Sales Tax (147250.ArchEngr.)
- Budget: \$4,850,000 Parks funding + \$2,005,000.00 in stormwater funds = \$6,855,000.00 total budget
- Consultant: LandPlan Consultants, Inc., Meshek & Associates
- Design Fees: \$1,049,104.28
- Construction Bi: \$5,698,788.58
- Kick-off meeting was held June 10, 2020.
- 100% design was submitted on April 21, 2023.
- Revised 100% Documents received April 18, 2024. Staff is preparing documents to advertise for bids.
- Pre-Bid meeting July 16<sup>th</sup> 2024 and bids open August, 16<sup>th</sup> 2024.
- Notice to Proceed sent. Conformed drawings received. Construction contract signed by Mayor. Pre-Work Meeting held 12.16.2024.
- Groundbreaking was expected 01.21.25 and has been delayed while contractors source a 90” RCP pipe. Meet with Landplan and Jonesplan 03.14.25 to discuss RCP revisions and confirm changes.
- Revised RCP plans received 4.28.25, city to return by 05.02.25 and get signed plans 05.07.25. Jonesplan to return cost proposals by 05.14.25 and mobilize on site.
- Contractors have set up fencing and mobilized on site and beginning work as of 06.09.25.
- **Work underway on excavating old storm pipe, with storm pipe replacement expected to complete April, pending stabilization of pipe bed.**
- Dewatering solution underway for retaining wall foundations at west ponds, approved design solution on 09.11.25 and critical path work has resumed.
- **Construction of upper terraces, irrigation, storm pipe installation ongoing. Planting underway as of March 15, 2026 with project completion expected August 2026.**

3. CHAMBERLAIN PARK POOL RECONSTRUCTION (147300)

- 4940 North Frankfort Ave. – District 1
- 2014 Sales Tax (147300.ArchEngr.)
- Budget: \$2,424,185 IOT2 + \$1,000,000 IOT3 + \$192,793.07 McClure Funding Transfer + \$103,902.07 Whiteside Plumbing Transfer + \$8,919.22 Playground Equipment Transfer + \$325.81 Whiteside Pool Transfer + \$5,201.03 Playground Surfacing for an updated budget of \$3,735,327.77

Consultant: Alaback Design Associates

- Design Fees: \$266,583.77
- Community Outreach approved Pool moving to Chamberlain Park – Brown Ordinance processed.
- Contract was approved March 9, 2022. Design Kick-off meeting was held March 17<sup>th</sup>.
- 100% Documents were submitted on January 17, 2023.
- Final drawings were submitted on August 31, 2023.
- Submittal to State Health Department occurred on September 6, 2023.
- Health Department approval was received January 9, 2024.



DATE:  
April 9, 2026

- Advertising for bids began January 19, 2024, with bids opening February 16, 2024
  - Bid has been awarded to Magnum Construction at a cost of \$3,437,544 for the base bid.
  - Construction, demo, and site work began May 16, 2024.
  - Pool training held 06.17.25 and Final Walk 06.18.25. Contractors have addressed remaining punch list items. **Final As-Built construction drawings. Final payment to Alaback in progress.**
  - Pool ribbon cutting with Mayor held on 07.03.25, and pool is open to the public.
4. FRED JOHNSON PARK IMPROVEMENTS (SP21-6)
- 6002 South Riverside Drive – District 9
  - IOT2 Sales Tax (2244P00012) + IOT3
  - Total Budget: \$3,125,000 (IOT2) + \$5,000,000 (IOT3) = \$8,125,000
  - Master Plan Fees: \$39,950
  - Master Plan Consultant: Greenplay / Berry Dunn Consultants
  - Design Consultant: Landplan Consultants
  - Design Fee: \$800,207.23
  - A Design Contract was approved by PCSSC on December 12, 2023, and approved on the Mayor’s signing Agenda.
  - Design kick-off meeting was held March 5, 2024. Design meetings to be held every 2 weeks through the preliminary design phase.
  - 25% Plans returned to city August 2024, comments returned to Landplan October 2024.
  - 65% Plans received 12.09.24, city comments returned 02.04.25.
  - 95% drawings for city received 05.23.25, city comments returned 07.02.25.
  - 100% plans received 08.28.25, parks and city staff comments returned 09.30.25. Landplan provided final plan updates, received 11.18.25. Additional updates from water and sewer relayed on 01.31.26, with updates approved 02.26.26.
  - **Project advertised for bids 03.20.26 with bids to open 04.24.26, construction expected May 2026 to May 2027.**
5. ZINK PARK EROSION AND SITE REPAIRS (2244B00009)
- 3216 S Trenton Ave. - District 4
  - IOT2 Sales Tax (2244B00009)
  - Total Budget: \$151,800
  - Consultant: Wallace Engineering
  - Design Fees: \$10,500.00
  - Scope: repair damaged stone stairs at NE corner of tennis courts and remediate ground water in lower park.
  - Final Design drawings received October 27, 2023
  - Earthsmart Construction (contract through Stormwater) is providing all improvements on this project at a cost of \$118,000.
  - 60% plans for lower park expected July 2024, stormwater overseeing design.
  - Upper elevation erosion was started by April 1, 2024, and was completed October 1, 2024.
  - **Lower erosion near Crow Creek is being managed by stormwater department. Funding for this portion of the project will not be available until July 2026.**
6. TENNIS COURT REHABILITATION
- Parks System Wide – All Districts
  - IOT2 Sales Tax (2244P00011)
  - Budget: \$1,200,000 FY24 + \$1,500,000 FY25 + \$2,100,000 FY26
  - Project is to repair and resurface tennis and sports courts, provide new nets, screens, fencing, and new sports striping.
  - Total Estimated Improvement Costs: \$1,110,483.00 / Construction cost: \$945,774.00
  - A pre-construction meeting was held with John Henzel to discuss and schedule work on the first 5 courts
  - Construction on the first 5 courts with Henzel began April 2, 2024.



DATE:  
April 9, 2026

- Construction on the CBE courts began June 1, 2024.
  - 2025 court RFP sent out 04.09.25, Bids returned 05.09.25, city selected 3 contractors for courts.
  - Completed Courts: Terwilliger, Rose Dew, Starks-Cheyenne, Manion, Heller, Tracy, McClure, Carbondale, Norberg, Hicks, Whiteside, Skelly, Explorer, Langenheim, Skelly, Ute, Cowan, Lacy, West Highland, Lakeview, Zeigler, Highland, Lloyd, Zink, Kendall Whittier, Graham, Maxwell, Aaronson, Admiral, Loving, Clark, Holiday Hills, Henthorne.
  - 2026 Request for Proposals sent out 03.06.26 with bids to be returned 04.10.26. To include remaining courts not completed in 2024 or 2025. Court work plans below; these are draft plans and may be subject to change.
  - To be resurfaced in 2026: Braden, Clinton, Crutchfield, Darlington, Penney, Reed, Schlegel, Archer, Boeing, Boots Adams, Bullette, Philpott, Vining.
  - More substantial reconstruction needed at Starks tennis court and Leake courts, to be evaluated against remaining budget once expected 2026 costs are known.
7. CARL SMITH PARK SEWER LAGOON EXPANSION AND REPAIR (SP23-4)
- 17120 E. 21<sup>st</sup> Street – District 6
  - IOT2 Sales Tax – Park Facilities
  - Budget: \$650,000
  - Consultant: E&E Engineering & Associates, LLC
  - Expansion of the existing sanitary sewer lagoon system to meet current needs and codes.
  - Consultant has submitted the draft report which has been reviewed by City staff.
  - **Work will take place as part of larger sewer line install project along 21<sup>st</sup> Street, to take place in 2028, with parks to continue to maintain current lagoon system until sewer line work begins.**
8. PARKS HVAC REPLACEMENT MULTIPLE SITES (CP 24-16)
- IOT2 Parks Facility – 2244B00009
  - Budget: \$1,702,843.00 (IOT2 facilities)
  - Design: N/A
  - Completed: Woodward Gift Shop (\$6,355.00), Woodward Barn (\$6,355.00), Garnett Station (6,355.00), Oxley Nature Center (\$72,297.00), Mohawk Station (\$3,830.43), 1712 Charles Page (\$89,583.00), Reed (\$322,049.00), 1710 Charles Page-Waterworks (\$209,133.00), Dawson (\$8,669.71), Mohawk Golf-First Tee (\$8,669.71), Lacy (\$153,467.00), Centennial Center (\$183,750.00), Garden Center (\$205,592.00). Chamberlain not started, to be completed with larger rec center work (See Item 26)
  - **Parks Maintenance identifying additional HVAC needs to expend remaining balance of \$424,888.65**
9. HILL PARK IMPROVEMENTS (CP-9)
- 210 E. Latimer Pl. – District 1
  - IOT2 Project Funding: \$2,750,000 (\$500K FY25 + \$2.250K FY26) IOT2
  - Design: Consultant Selection after scope of work is identified through Neighborhood Meetings.
  - Design Fees: \$314,250.00
  - Public meeting held 10.14.24 at Ben Hill Community Center. Additional community input session held at Rudisill Library 02.03.25.
  - Selection of Planning Design Group (PDG) recommended at PCSSC 05.07.25 and approved by Mayor on 05.14.25. PDG contract approved by PCSSC on 11.17.25 and signed by Mayor on 12.03.25.
  - **Design kick off meeting with PDG 12.18.25. Parks meeting to review concept designs 03.16.26 and plan engagement dates following PDG updates and parks review.**
  - **Design process will include at least two additional public engagement sessions to be scheduled Spring of 2026.**
10. MOHAWK PARK REHAB AND RENOVATION (CP-10)
- 5701 E 36<sup>th</sup> Street North – District 1
  - IOT2 Project funding: \$1,000,000 (\$100K FY25 + \$900K FY26)



DATE:  
April 9, 2026

- Parks staff is having meetings w staff and user groups to determine scope of project.
  - **Identified Needs include Repairs to Lake Sherry Earthen Dam, Irrigation Study for Mohawk Golf Course.**
  - **Lake Sherry repairs to be completed under Stormwater contract with Earthsmart, at a cost of \$110,000.00. Work began December, 2025. Work completed February 2026, Final walk scheduled 03.13.26.**
  - **WSB selected for drainage & irrigation study at a cost of \$80,627.59, study has completed March 2026, draft report in review by city staff.**
  - Design: WSB Engineering
  - Design Fees: \$80,627.59
11. CW – PARK SYSTEM PARKING REHAB (CP-11)
- IOT2 Project Funding: \$1,000,000 (\$525K FY25 + \$475K FY26)
  - Design: TBD
  - Parks staff prioritizing parking lots that need repairs.
  - **Parking funding allocated to Dream Keepers grant match. See Item 28.**
12. HUNTER RENOVATION & EXPAND (147170 – CP24-17)
- 5804 E. 91<sup>st</sup> - District 8
  - IOT Project Budget: \$400,000
  - Design – N/A
  - Scope: Interior improvements made in coordination with ADA Hunter improvements.
  - Anticipate improvements to be made through Purchase Orders.
  - Plans in review by Parks staff, compiled comments returned to McIntosh 02.20.25.
  - Received trail design updates from McIntosh 07.03.25, with parks comments returned 07.28.25. 100% set from McIntosh received 10.06.25, parks returned additional comments for tree protection 11.25.25, 100% set from McIntosh received 10.06.25, parks returned additional comments for tree protection 11.25.25.
  - **Updates received and reviewed 03.02.26. preparing bid documents with McIntosh.**
  - **Restroom modifications completed under existing BEN construction contract.**
13. PARKS ADA IMPROVEMENTS @ HUNTER PARK (145200)
- 5804 E. 91<sup>st</sup> – District 8
  - IOT funding: \$163,702.76 (balance) + \$1,000,000 FY25 + \$1,000,000 FY26
  - Design: McIntosh Group, LLC
  - Design Fees: \$43,660.00
  - Construction Estimate: \$511,980.00 (05.28.2023)
  - 65% Drawings submitted and reviewed by staff. Staff reviewing southern trail for interference with existing trees' critical root zones. Reviewing with Geoff Braga and engineering staff for tree issues before proceeding with construction.
  - Plans in review by Parks staff, will return to McIntosh following Accessibility Advisory Committee Meeting held 02.14.25.
  - Compiled comments returned to McIntosh 02.20.25.
  - **Received design updates from McIntosh 07.03.25, with parks comments returned 07.28.25. 100% set from McIntosh received 10.06.25, parks returned additional comments for tree protection 11.25.25. Updates received and reviewed 03.02.26. preparing bid documents with McIntosh.**
14. CW – OUTDOOR PARK PLAY AMENITIES(CP-24-18)
- Parks System Wide – All Districts
  - IOT2 Total Budget: \$5,500,000
  - Appropriated: \$1,700,000 FY24 + \$1,900K FY25 + \$1,900K FY26
  - Breakdown of projects reviewed and approved by City Council.
  - Public press release July 1, 2024. Survey signs placed 09.09.24-10.15.24 to collect citizen responses to inform playground designs and equipment.



DATE:  
April 9, 2026

- **Gametime:** completed Newblock, Lakeview, Rose Dew, Aaronson, Boeing, Manion, Norberg, Challenger 7, Turner, Lantz playgrounds. **Graham, Zeigler, Terrace, and Benton playgrounds currently underway.**
  - **Crouch:** completed Skelly, Shannon II, Riggs, Loving, Skelly, Dawson, Boots Adams. **Pratt (swings), Braden (swings), Woodward (swings) in progress.**
  - **AB Creative: providing designs for Henthorne, Lloyd, Highland and East Park Tract. Reviewed designs at 03.13.26 Accessibility meeting. Making updates to designs ahead of installation.**
  - **Landscape Structures:** providing designs for Hicks, Bales, and Tracy Parks. Hicks completed and opened to public, Bales Park playground opened to the public 02.27.26, with public celebration with Bike Club held 03.27.26. **Tracy playground delivered and installation underway as of 04.07.26.**
  - See attached sheet for full list of playgrounds to be improved.
15. CW – PARKING LOT REHABILITATION – HICKS PARK (PR 25-1)
- 3443 S. Mingo Rd. – District 5
  - IOT3 Funding: \$800,000 (April 2024)
  - Design: GH2 Architects
  - Fee proposal received 11.08.24, scope of services needs to be reduced.
  - GH2 provided updated cost proposal 12.19.24.
  - GH2 to move forward with design of parking lot at a cost of \$40,600
  - Design Fees: \$40,600
  - GH2 Designs received 04.25.25, city comments returned 07.18.25, 75% drawings from GH2 received 08.08.25. Returned city comments 08.26.25. GH2 Returned bid drawings on 11.14.25.
  - **Pre-bid meeting held 01.27.26 with bids opened 02.20.26.**
  - **City has selected Daris contractors, pre-work meeting to be scheduled, expected early May.**
16. CW – ROOFING REPAIRS
- IOT3 Funding: \$1,625,000 (Bond Sales to occur FY2028)
  - Design: TBD
  - Design Fees: TBD
  - Priorities are being identified.
17. CW – MECHANICAL EQUIPMENT
- IOT3 Funding: \$300,000 (Bond Sales to occur FY2030)
  - Design: TBD
  - Design Fees: TBD
  - Priorities are being identified.
18. MOHAWK GOLF RENOVATIONS
- 5228 E. 41<sup>ST</sup> Street North – District 1
  - IOT3 Funding: \$4,000,000 (FY2024)
  - Design: Pending Irrigation Study (Item 14)
  - Design Fees: TBD
19. CHAMBERLAIN PARK IMPROVEMENTS (CP 24-2)
- 4940 North Frankfort Ave. – District 1
  - IOT3 Funding; \$5,000,000 (April 2024) + **GKFF Contribution approx. \$22M (Final Total GKFF contribution to be determined following construction cost estimates from consultants)**
  - Design by Studio Zewde Architects; privately funded through GKFF
  - Construction funding to supplement privately funded project currently under design.
  - Park Design to include a new building for the JAMC rec center with a new parking lot, new covered basketball court, new playground, new garden area, picnic shelters, walking trails, lighting and landscaping added throughout the park.



DATE:  
April 9, 2026

- 75% Plans received August 9, 2024, Parks has reviewed and returned comments as of 11.08.24, design ongoing to address parks comments.
  - 100% drawings received 07.14.25, plans for infrastructure development process (IDP) review submitted 09.19.25 and resubmitted and approved 12.12.26.
  - **Building and shelters submitted for permitting review 12.01.25 and resubmitted 01.15.26, in review by city permitting.**
  - **Crossland's bids from subcontractors received 03.07.26.**
  - **Construction to begin May 2026 through May 2027. Groundbreaking ceremony to be scheduled for early May, final date and invite to come. Existing rec center and pool will remain open during construction.**
20. BERRY PARK IMPROVEMENTS (CP 24- 3)
- 5002 N Wheeling Ave. – District 1
  - **Budget; TBD (Total GKFF contribution to be determined following construction cost estimates from consultants)**
  - Design by Studio Zewde Architects; privately funded through GKFF
  - Construction funding to supplement privately funded project currently under design.
  - Park design to include a new covered basketball court, playground, splash pad, picnic shelters, expanded parking lot, and a new walking loop, lighting and landscaping throughout the park.
  - 75% Plans received August 9, 2024, Parks has reviewed and returned comments as of 10.31.24, design ongoing to address parks comments.
  - **100% drawings received 07.14.25, architects making updates ahead of infrastructure development process (IDP) submission, submitted 10.10.25 and resubmitted 01.06.26, in review by city staff.**
  - **Construction to begin Spring 2026 through Spring 2027.**
21. DREAM KEEPERS PARK IMPROVEMENTS (PR -24-18)
- 1875 S Boulder Park Dr. – District 4
  - Combination of IOT2 Funding, District 4 Improvement Funds, Private contributions, and Outdoor Recreation Legacy Partnership Grant match for a total of \$7,224,000.00.
  - Design: TSW Design
  - Design Funds: \$831,299.00
  - Project to begin construction January 2026, with completion required by December 2027.
  - Design RFP sent out 01.21.25, Proposals Returned 03.13.25, City reviewing scores for second round of firm interviews scheduled for 05.13.25 and 05.14.25.
  - Selection of TSW as design consultant by Mayor on 06.04.25. Design contract approved by PCSSC 11.12.25, and signed by Mayor on 01.14.26.
  - Cultural Resource Survey of site requested by Muscogee (Creek) Nation on 06.30.25. Terracon completing survey under existing city contract. Survey completion 12.05.25. **State has reviewed and approved report findings 02.27.26.**
  - **Stakeholder meetings with three tribes, surrounding neighborhood associations, businesses conducted 2/18-3/6. Engagement session with Council Oak Elementary planned for May 1<sup>st</sup>.**
  - **Traffic Study with Garver for Boulder Park Drive closure in progress. Draft report received 02.04.26, final report to be delivered April 2026.**  
Traffic counts for this report were collected April 2025 when 18<sup>th</sup> and Boston was under construction. Per Elliott Stiles, COT Transportation Planning Engineer, road work had begun at the time of collection, but the street was not fully closed. April 2025 traffic counts were compared to historical traffic data in area and counts collected by Garver were similar to previous traffic counts at this intersection prior to road construction. As there was a negligible difference in traffic, Garver's count was determined to be appropriate for use in this study.



DATE:  
April 9, 2026

22. WHITESIDE PARK IMPROVEMENTS (PR -26-04)

- 4009 S. Pittsburg Ave. – District 9
- IOT2 Funding – Trail Improvements
- Design: Landplan Consultants Inc.
- Design Funds: Costs TBD, under On-Call contract with Landplan
- Project will include reconstruction of trails along east side of Whiteside Park to resolve runoff of existing chat trail, and solution for Rec Center gym floor, which has been experiencing groundwater infiltration.
- **Met with Landplan and Groundworks at Whiteside on 04.02.26 to review site conditions. Landplan preparing cost and proposal for design services.**

DATE:  
April 9, 2026



**Benton Playground (Project 14)**

DATE:  
April 9, 2026



**Bales Inclusive Playground (Project 14)**

District	Park Name	Construction Status	Playground Action	Assigned to
7	Aaronson Park	Complete	Full Replacement	Cunningham Recreation/Gametime
3	Boeing Park	Complete	Full Replacement	Cunningham Recreation/Gametime
7	Boots Adams Park	Complete	Full Replacement	CrouchRec
2	Challenger 7 Park	Complete	Full Replacement	Cunningham Recreation/Gametime
3	Dawson Park	Complete	Full Replacement	CrouchRec
5	Hicks Park	Complete	Full Replacement	ACS/LSI
3	Lantz Park	Complete	Full Replacement	Cunningham Recreation/Gametime
3	Loving Park	Complete	Full Replacement	CrouchRec
9	Manion Park	Complete	Full Replacement	Cunningham Recreation/Gametime
4	Newblock Park	Complete	Full Replacement	Cunningham Recreation/Gametime
6	Norberg Park	Complete	Full Replacement	Cunningham Recreation/Gametime
7	Riggs Park	Complete	Full Replacement	CrouchRec
6	Rose dew Park	Complete	Full Replacement	Cunningham Recreation/Gametime
6	Shannon II Park	Complete	Full Replacement	CrouchRec
5	Skelly Park	Complete	Full Replacement	CrouchRec
4	Terwilliger Park	Complete	Full Replacement	Cunningham Recreation/Gametime
4	Turner Park	Complete	Full Replacement	Cunningham Recreation/Gametime
3	Benton Park	In Construction	Full Replacement	Cunningham Recreation/Gametime
2	Graham Park	In Construction	Full Replacement	Cunningham Recreation/Gametime
5	Terrace Park	In Construction	Full Replacement	Cunningham Recreation/Gametime
4	Ziegler park	In Construction	Full Replacement	Cunningham Recreation/Gametime
9	Henthorne Park	Not Started	Full Replacement	ABCreative
9	Johnson Park	Part of larger project	Full Replacement	ACS/LSI
6	Summerglen Park	Not Started	Full Replacement	
4	Tracy Park	Ordered, Intall Expected April 2026	Full Replacement	ACS/LSI
1	Ben Hill Park	Part of a larger Project	Full Replacement	
1	Berry Park	Part of a Larger Project	Full Replacement	CrouchRec
1	Chamberlain Park	Part of a Larger Project	Full Replacement	ACS/LSI
4	Dream Keepers Park	Part of a larger Project	Full Replacement	
2	Bales Park	Complete	New Playground	ACS/LSI
1	Lakeview Park	Complete	New Playground	Cunningham Recreation/Gametime
1	Admiral Park	Not Started	Partial Enhancement	
3	Braden Park	Not Started	Partial Enhancement	
3	Clark Park	Not Started	Partial Enhancement	
5	Cowan Park	Not Started	Partial Enhancement	
1	Crutchfield Park	Not Started	Partial Enhancement	
6	East Park Tract Park	Not Started	Partial Enhancement	ABCreative
6	H.B Johnson Park	Not Started	Partial Enhancement	
9	Heller Park	Not Started	Partial Enhancement	
2	Helmerich Park	Not Started	Partial Enhancement	
5	Highland Park	Not Started	Partial Enhancement	ABCreative
2	Howard Park	Not Started	Partial Enhancement	
1	Jim Pielsticker Park	Not Started	Partial Enhancement	
1	John Starks Park	Not Started	Partial Enhancement	
4	Kendall-Whittier Park	Not Started	Partial Enhancement	
8	Leake Park	Not Started	Partial Enhancement	
1	Lloyd Park	Not Started	Partial Enhancement	ABCreative
3	Norvell Park	In Construction	Partial Enhancement	
4	Pratt Park	Not Started	Partial Enhancement	
4	Swan lake	Not Started	Partial Enhancement	
1	Williams Park	Not Started	Partial Enhancement	
4	Woodward Park	Not Started	Partial Enhancement	
	<b>TOTALS</b>			

Sports Court Improvements

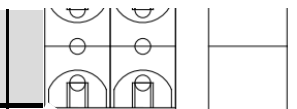


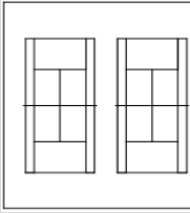
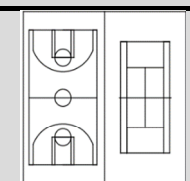
Updated 02/25/2026

FY 2024

FY2022 Budget  
Total Costs

\$ 1,200,000.00  
\$ 816,751.54

Park	District	Court	Action	Current Configuration	Proposed Configuration	Completion
Carbondale	2	Bball Half Court	Refinish			Completed 2024
		Tennis Court	Refinish with Pickleball overlay			
Challenger 7	2	Tennis Court	Re-Key, Refinish		Configuration Unchanged	Completed 2024
		Tennis Court	Convert to Bball			
Cowan	5	Tennis Court	Refinish		Configuration Unchanged	Completed Summer 2025
		Tennis Court	Refinish			
Explorer	7	Tennis Court	Refinish			Completed 2024
		Tennis Court	Refinish			
		Tennis Court	Convert to Pickleball			
		Tennis Court	Convert to Pickleball			
Heller	9	Tennis Court	Maintain			Completed 2024
		Tennis Court	Convert to Full Basketball			
		Pickleball	Maintain			
		Pickleball	Maintain			
		Pickleball	Maintain			
		Bball Half Court	Convert to 2 Pickleball			
Henthorne	9	Basketball Court	Refinish		Configuration Unchanged, Repour Required	
		Tennis Court	Refinish			
		Tennis Court	Refinish			
		Tennis Court	Refinish			
		Tennis Court	Refinish			
Hicks	7	Tennis Court	Refinish/volleyball net			Completed 2024
		Tennis Court	Refinish/volleyball net			
		Tennis Court	Convert to 4 pickleball			
		Tennis Court	Convert to 1 volleyball			
		Tennis Court	Convert to Soccer/Bball			
		Tennis Court	Convert to Soccer/Bball			
Lacy	9	Tennis Court	Refinish		Configuration Unchanged	Completed Summer 2025
		Tennis Court	Refinish			
		Tennis Court	Refinish			
		Tennis Court	Refinish			
Lakeview	1	Bball Half Court	Maintain		Configuration Unchanged	Completed Summer 2025
Langenheim	9	Tennis Court	Convert to Pickleball			Completed 2024
		Tennis Court	Convert to Pickleball			
Manion	9	Basketball Court	Maintain		Configuration Unchanged	Completed 2024
		Tennis Court	Maintain			
		Tennis Court	Maintain			
		Tennis Court	Maintain			
		Tennis Court	Maintain			
McClure	3	Basketball Court	Refinish			Completed 2024
		Basketball Court	Refinish			
		Tennis Court	Refinish			
		Tennis Court	Refinish			
		Tennis Court	Convert to Multisport/Wheeled sports court			
		Tennis Court	Convert to Multisport/Wheeled sports court			

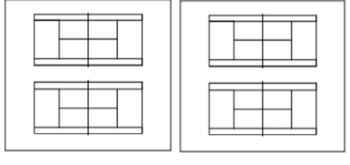
		Tennis Court	Convert to Pickleball			
		Tennis Court	Convert to Pickleball			
Norberg	6	Tennis Court	Refinish			Completed 2024
		Tennis Court	Refinish			
		Bball Half Court	Convert to single full court w/ pickleball overlay			
		Bball Half Court	Convert to single full court w/ pickleball overlay			
Rose Dew	6	Bball Half Court	Refinish		Configuration Unchanged	Completed 2024
Skelly	5	Tennis Court	Refinish		Configuration Unchanged	Completed 2024
		Tennis Court	Refinish			
Starks Cheyenne	1	Basketball Court	Refinish		Configuration Unchanged	Basketball Completed 2024, Tennis Pending
		Tennis Court	Differed due to asphalt issues			
Terwilliger	4	Bball Half Court	Refinish		Configuration Unchanged	Completed 2024
Tracy	4	Tennis Court	Convert to 4 Pickleball			Completed 2024
		Tennis Court	Convert to 4 Pickleball			
		Tennis Court	Convert to 2 Pickleball			
		Tennis Court	Maintain			
		Tennis Court	Maintain			
		Tennis Court	Maintain			
		Tennis Court	Maintain			
Ute	3	Basketball Court	Maintain			Completed Summer 2025
		Bball Half Court	Convert to single full court			
		Bball Half Court	Convert to single full court			
West Highland	2	Bball Half Court	Chinlone Court <a href="https://sportsmatik.com/sports/sepak-takraw/about">https://sportsmatik.com/sports/sepak-takraw/about</a>		 (Enlarged Chinlone detail in link)	Completed Summer 2025
		Tennis Court	Maintain, add pickleball overlay			
		Tennis Court	Convert to Full Basketball			
Whiteside	9	Tennis Court	Maintain		Configuration Unchanged	Completed 2024
		Tennis Court	Maintain			
Zeigler	1	Tennis Court	Refinish		Configuration Unchanged, Repour Required	Completed Summer 2025
		Tennis Court	Refinish			
		Basketball Court	Refinish			
		Basketball Court	Refinish			
BC Franklin	1	Basketball Court	Maintain		Configuration Unchanged	Completed 2024
		Basketball Court	Maintain			
Berry	1	Tennis Court	Replace		Part of Larger Park Renovation	
		Basketball Court	Replace			
Chamberlain	1	Garden (Tennis Court)	Replace		Part of Larger Park Renovation	
		Tennis Court	Replace			
		Basketball Court	Replace			
		Basketball Court	Replace			

# FY 2025

FY2025 Budget  
Total Improvement Costs

1,500,000.00  
517,859.00

Park	District	Court	Action	Current Configuration	Proposed Configuration	Completion
Aaronson	7	Tennis Court	Refinish, Repair Fence			Completed Summer 2025
		Tennis Court	Refinish, Repair Fence			
		Bball Half Court	Convert to Single Full Court			
		Bball Half Court				
Admiral	3	Bball Half Court	Refinish		Configuration Unchanged	Completed Summer 2025
		Bball Half Court	Refinish			
		Basketball Court	Refinish			
Clark	3	Basketball Court	Refinish		Configuration Unchanged	Completed Summer 2025
		Basketball Court	Refinish			
Graham	2	Tennis Court	Maintain		Configuration Unchanged	Completed Fall 2025
		Tennis Court	Maintain			
		Tennis Court	Maintain			
		Tennis Court	Maintain			
		Tennis Court	Maintain			
HB Johnson	5	Tennis Court	Refinish			Completed Summer 2025
		Tennis Court	Refinish			
Henthorne	9	Basketball Court	Refinish			Completed Fall 2025
		Tennis Court	Refinish			
		Tennis Court	Refinish			
		Tennis Court	Refinish			
		Tennis Court	Refinish			
Highland	5	Tennis Court	Refinish		TBD	Completed Summer 2025
		Tennis Court	Convert to Bike Traffic Garden			
Holiday Hills	9	Pickleball	Maintain		Configuration Unchanged	Completed Fall 2025
		Pickleball	Maintain			
		Pickleball	Maintain			
		Pickleball	Maintain			
		Tennis Court	Maintain			
Kendall-Whittier	4	Basketball Court	Maintain		Configuration Unchanged	Completed Fall 2025
		Basketball Court	Maintain			
		Soccer Court (Overlay)	Maintain			
Lloyd	1	Tennis Court	Refinish			Completed Summer 2025
		Bball Half Court	Convert to single full court			
		Bball Half Court				
Loving	3	Basketball Court	Refinish		Configuration Unchanged	Completed Summer 2025
		Tennis Court	Refinish			
Maxwell	3	Basketball Court	Maintain		Configuration Unchanged	Completed Fall 2025
		Basketball Court	Maintain			
		Basketball Court	Maintain			
Norvell	3	Tennis Court	Refinish			Completed Fall 2025
		Bball Half Court	Convert to single full court			
		Bball Half Court				

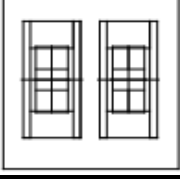
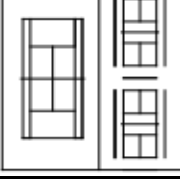
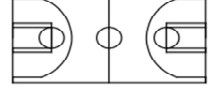

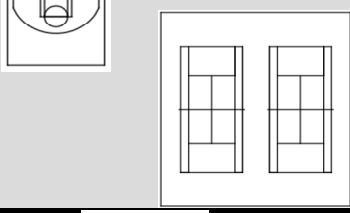
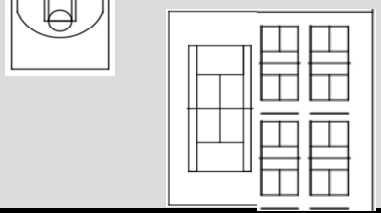
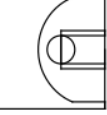
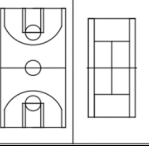







Zink	9	Tennis Court	Refinish		Configuration Unchanged	Completed Fall 2025
		Tennis Court	Refinish			
		Tennis Court	Refinish			
		Tennis Court	Refinish			

## FY 2026

FY2026 Budget  
Total Improvement Costs

+10% Contengency

2,100,000.00  
1,944,600.46

Park	District	Court	Action	Current Configuration	Proposed Configuration	Completion
Braden	5	Tennis Court	Refinish			
		Tennis Court	Convert to 2 Pickleball			
Chittom Clinton	3	Basketball Court	Maintain		Configuration Unchanged	
		Tennis Court	Maintain			
Crutchfield	1	Bball Half Court	Maintian		Configuration Unchanged	
Darlington	5	Bball Half Court	New Full Bball			
		Tennis Court	Maintain			
		Tennis Court	Maintain			
Penney	1	Bball Half Court	New Full Bball		Configuration Unchanged	
Reed	2	Tennis Court	Maintain		Configuration Unchanged	
		Basketball Court	Maintain			
Schlegel	2	Basketball Court	Maintain		Configuration Unchanged	
Archer	3	Bball Half Court	New Full Bball		Configuration Unchanged	
Boeing	3	Bball Half Court	New Full Bball		Configuration Unchanged	
Boots Adams	7	Bball Half Court	New Full Bball		Configuration Unchanged	
Bullette	1	Bball Half Court	New Full Bball		Configuration Unchanged	
Philpott	2	Bball Half Court	New Full Bball		Configuration Unchanged	
Vining	1	Bball Half Court	New Full Bball		Configuration Unchanged	

**Further Assessment needed following 2026 court work**

Starks Cheyenne	1	Basketball Court	Completed in 2024		Tennis court slab replacement needed	Basketball Completed 2024, Tennis Pending
		Tennis Court	Repour of tennis court needed			
Florence	4	Tennis Court	Maintain		Evaluate with neighborhood	
		Pickleball	Maintain			
		Pickleball	Maintain			
Hunter	8	Bball Half Court	New Full Bball	4 Hoop Circle Configuration		
		Bball Half Court				
		Bball Half Court	New Full Bball			
		Bball Half Court				
Leake	8	Tennis Court	Refinish		Slab replacement needed	
		Tennis Court	Refinish			

Accessibility	All	Gate widening, sidewalk access,				
Upgrade and Add Lighting Systemwide	All	Multiple	Add Court Lighting at select courts, TBD			
Cover Two Existing Courts (Location TBD)	TBD	Prefab Structure (60'x110')	New Construction			
		Electrical Fixtures	New Construction			
		Paint	New Construction			
		Concrete Footings	New Construction			



DATE:

April 7, 2026

To: STOC

From: CABS (City Architectural Building Services), Mary Womble, AIA

Subject: CABS Project Updates

**Active Projects List:**

- 1. RFP 24-327 ..... Roadside Attraction (Public art)
- 2. CP 24-24 ..... CCP Elevator Modernization
- 3. 16-1-1453XX ..... TPAC Renovations
- 4. CP 24-37 ..... TPAC (Tulsa Performing Arts Center) IOT3 Renovations
- 5. SP 23-2 ..... TPAC – ARPA Projects
- 6. 146120 ..... TPD Uniform Renov. – Gilcrease & Riverside
- 7. 145500 ..... Animal Shelter Expansion, Phase 1 & 2
- 8. SP 21-5, 2234B00006 ..... Citywide Public Facilities – Roofs
  - a. SP 23-6 ..... Reed Park Roof Replacement
- 9. SP 20-6 ..... Greenwood Cultural Center Facility Rehabilitations
- 10. CP 23-10 ..... Public Safety Center
- 11. 147150 ..... Tulsa Zoo Carnivores and African Wilds
- 12. CP 24-20 ..... Tulsa Zoo Rainforest HVAC and Electrical Upgrades
- 13. CP 24-21 ..... Tulsa Zoo Multi Building Roof Replacements
- 14. PR 25-16 / SW-2025-02-136 ..... Tulsa Zoo Entrance and Parking Improvements
- 15. CP 24-19 ..... BOK Center & Arvest Convention Center – IOT3
- 16. CP 24-27 ..... AFP3 Building 7 Roof Replacement
- 17. OSU LRFP ..... OSU VA Parking Garage
- 18. 2159FR0299 ..... TIA Airport ATCT and TRACON – ARPA
- 19. CP 24-32 ..... Bells Station – Route 66 Village Improvements
- 20. 2159FR0297 ..... Family Safety Center Campus – ARPA
- 21. TMUA-ES 2025-03 ..... Long Range Facility Plan for NSWWTP
- 22. SP 25-38 ..... Bazaar Grocery Store – Tulsa Metropolitan Ministries
- 23. CP 24-29 ..... ANG Airmen’s Wellness Center
- 24. PR 25-12 ..... ADA Citywide Buildings

1836 \* 1898

TUL \* USA

**Completed Projects**

- 1. SP 22-12A ..... Municipal Courts Building ADA ..... October 2025
- SP 22-12B ..... OTC ADA ..... October 2025



1. Project No. RFP 24-327

Project Name: Roadside Attraction (public art)  
Location: TBD  
Council District: TBD  
Representative: Ashanti Chaplin and Mary Womble, COT  
Funding: \$250,000 (2006 Sales Tax)  
Artist: Ken Kelleher  
Start Date: November 2024  
Anticipated Completion: TBD

- “Crybaby Cry” sculpture
- Art has shipped from overseas and arrived in Florida 10.23.25, avoided potential tariff shipping increases. Will remain off site until site is ready for installation.
- Private location for art was under consideration in late 2025 and later rejected by Artist.
- Final location of art to be at original site, different location on site.
- Review of new site location has been reviewed and cleared by City ROW, easements and utilities.
- Call held with artist 03.06.26 to discuss next steps for permitting, foundations and schedule of installation.
- Preliminary goal is to have art installed by Tulsa Tough 2026, 06.05.26.
- **Geotech for new location of art scheduled for 04.13.26**

2. Project No. CP 24-24

Project Name: CCP (Civic Center Parkade) Elevator Modernization  
Council District: 4  
Representative: Max Wells, COT  
Total Funding: \$ 1,350,000  
Design Firm(s): Cyntergy  
Contractor: Legend Lifts (\$1,088,000)  
Start Date: 03.05.25  
Scheduled Completion: July 2026

- Modernization of CCP elevators by Cyntergy and Lerch Bates, elevator consultant
- Worked on minor repairs thru July 2025, main work will last 2.5-3 months per car.
  - Controllers delivered, now waiting on machines portion of elevator cabs before main work starts, pressing vendor to commit on schedule to deliver, **ongoing**
- Water intrusion repairs on top of elevators completed 02.06.26
- Elevator replacement to start again now that water repairs are made.
- Machines are in basement and set for continued installation.
- **Car 4 demo/prep work underway; removing and replacing some controllers with new. Preparing setting beds for new machine and cable runs. (04.07.26)**

3. Project No. 16-1-1453XX

Project Name: TPAC Renovations  
Location: TPAC, 110 S 3<sup>rd</sup> Street  
Council District: 1  
Representative: Stuart Harper, COT  
Available Funding: \$ 349,163.82 (balance of CEI Contract) + additional ADA funding (\$201,300.00)  
Design Firm(s): Beck (Matrix closed business late 2022)  
CMAR: Lowry (CEI was previous contractor)  
Start Date: 08.01.25



Scheduled Completion: September 2026

- City filed suit in June 2022 - Case No. CJ-2020-2561
- City refiled suit against CEI in August 2023 - Case No. CJ-2023-2334
- City Council approved settling with contractor with sinking funds on 04.16.25
- Developing reimbursement Agreement with TPAC, using Lowry Construction as CMAR to bid remaining work.
- Design meetings held biweekly since 08.01.25, **next is 04.10.26**
- Will include minor ADA upgrades with additional ADA funding that will not be affected by larger IOT3 renovation project.
- Construction window planned for 06.29.26 - 08.27.26
- **Lowry pricing: \$404,819 (ADA improvements) ; \$356,811 (IOT1 improvements, includes \$220,000 flooring priced for IOT3)**
- **Agreements being prepared between TPAC & COT for ADA and IOT1 scopes respectively**

4. Project No. CP 24-37

Project Name: TPAC (Tulsa Performing Arts Center) IOT3 Renovations  
 Location: TPAC, 110 S 3<sup>rd</sup> Street  
 Council District: 1  
 Representative: Mary Womble, COT  
 Total Funding: \$ 79.7M  
 Available Funding: \$ 10 M public funding allocated to date  
 Design Firm(s): Beck Design  
 CMAR: Tulsa Vision Builders  
 Start Date: 05.28.25 Design, 2028 Construction Start  
 Anticipated Completion: TBD

- Mayor and Council approved privately funded portions for future phase work April 2025 ( in addition to public funding)
- Monthly meetings with design and construction team started 11.17.25, **next is 04.08.26**
- Chapman Hall proposed primary entry from 3<sup>rd</sup> street level (original lobby), with ADA seating provided stage-front, midway, and auditorium-rear; existing entries maintained for egress
- Loading dock proposed to fully enclose and facilitate (2) semi-trucks with additional storage and facility spaces above.
- TPACT desires fast-tracking design and construction to minimize PAC closure timeframe; May '28 – Summer '30 to finish out Spring '28 season and be completed by Fall '30 season
- **Public IOT3 renovation within budget (\$62.5M) ; private West Addition overbudget (\$55.7M), Beck to revise and reduce West Add to bring into budget**

5. Project No. SP 23-2

Project Name: TPAC – ARPA Projects  
 Location: TPAC, 110 S 3<sup>rd</sup> Street  
 Council District: 1  
 Representative: Max Wells, COT  
 Total Funding: \$5,500,000  
 Available Funding: \$5,500,000  
 Design Firm(s): Beck Design  
 Contractor: Lowry Construction (CMAR)



Start Date: 03.28.23  
 Completion: **March 2026** (ARPA deadline is 06.30.26)  
 • **Final payment in process as of 03.16.26**  
 • Punchlist and training on lighting and rigging ongoing  
 • **Work complete as of 02.10.26. Waiting on closeout documents.** (04.07.26)

**6. Project No. 146120**

Project Name: Tulsa Police Department, Uniform Divisions Renovations - Gilcrease and Riverside Divisions  
 Council District(s): 1 & 2  
 Representative: Max Wells, COT  
 Total Funding: \$3,000,000 plus \$300,000 ADA funding  
 Available Funding: \$2,609,000 plus \$300,000 ADA funding  
 Design Firm(s): BKL  
 Contractor: Magnum Construction (\$2,233,072.00)  
 Start Date: 11.18.24  
 Completion: 02.09.26 (all but additional wall reinforcing Change Order at RID)

- **GID:**
  - Final inspection of punchlist completed 11.19.25
  - Awaiting closeout documents
  - Closeout Documents transmitted to Architect for review and Record Document preparation. (03.09.26)
- **RID:**
  - Floor plan adjustments at request of TPD approved by Development Services.
  - Locker rooms considered substantially complete and approved for use by TPD, 08.11.25.
  - Final inspection of Punchlist completed 11.19.25
  - Closeout Documents transmitted to Architect for Record Document preparation (except for additional wall reinforcing).
  - **Change Order for additional bullet resistant wall reinforcement to be approved by Mayor 04.08.26, will be about 8 weeks to complete work.**

1836 \* 1898

TUL \* USA

**7. Project No. 145500**

Project Name: Animal Shelter Expansion, Phase 1 & 2  
 Location: 5995 E. 36<sup>th</sup> Street North  
 Council District: 3  
 Representative: Max Wells, COT  
 Total Funding: \$13,884,552.29 (\$2,750,000 - IOT1; \$2,080,000 - IOT2; \$500,000 - ARPA County; \$2,500,000 - ARPA City; Supplemental Appropriation Budget Amendment - \$6,100,000; \$44,532.29 Transfer from Ventilation project; Crematorium - \$89,980)  
 Available Funding: \$13,884,552.29  
 Design Firm(s): GH2  
 Construction Manager: Timberlake Construction  
 Start Date: 05.05.25  
 Scheduled Completion: July 2026



- EIFS complete.
- Stone Veneer near complete.
- Retaining wall complete.
- Roofing complete.
- Interior framing complete. Wallboard underway.
- Interior fire suppression, plumbing, HVAC and electrical underway.
- Security Cameras & Access Control cable pulling underway.
- Landscape irrigation underway.
- Glass and Glazing underway.
- Grading for parking lots underway. (04.07.26)

**8. Project No. SP 21-5, 2234B00006**

Project Name: Citywide Public Facilities – Roofs  
 Council District(s): Varies  
 Representative: Max Wells, COT  
 Total Funding: \$ 2,400,000 Available  
 Design Firm(s): GH2, BKL, JCJ  
 Contractor: **Magnum Construction, Inc.**  
 Contract Amount: **\$882,563.00**

- **Reed Park Roof Replacement (SP23-6)**
  - Bids opened 12.12.25
  - Construction Contract executed 01.14.26
  - Pre-construction Conference held 03.18.26.
  - **Notice to Proceed 04.06.26 (04.07.26)**

**9. Project No. SP 20-6, 147150**

Project Name: Greenwood Cultural Center Facility Rehabilitations  
 Location: 322 North Greenwood Ave.  
 Council District: 1  
 Representative: Bhree Barrett, COT  
 Total Funding: \$ 5,340,000 - IOT2  
 Consultant(s): JCJ / Moody Nolan Architects  
 Design Fees: \$128,459.76 (Master Plan) + \$565,076.80 (Design) = \$693,536.56  
 Contractor: Ascend Commercial Builders, LLC  
 Start Date: 10.29.24  
 Scheduled Completion: TBD

- GCC Board held meeting 10.16.24 and voted to move forward with City-only funds with no additional fundraising for this phase of the project.
- Received building permit 10.28.25
- Bid opening 11.07.25; Award of Bid 12.10.25; Award of Contract 01.28.26.
- **Prewrite held 03.12.26, notice to proceed 03.30.26, 9 months for construction**

**10. Project No. CP 23-10**

Project Name: Public Safety Center  
 Location: 12222 E State Farm Blvd South  
 Council District: 7



- Representative: Mary Womble, COT
- Total Funding: \$63,500,000 (\$45M PSC, \$16M Maintenance Facility)
- Available Funding: \$ 45,000,000 (Allocated November 4, 2024)
- Design Firm(s): Narrate and DLR Group
- CMAR: Flintco
- Start Date: December 2024
- Scheduled Completion: TBD
  - Building purchased, closed 11.05.24
  - Option 5 floor plan presented 07.24.25 – general conceptual layout approved by all departments
    - Phase 1 will include primarily TPD divisions that need to move out of Police Courts building 600 Civic Center to allow for Police Courts demolition.
    - Phase 2 will include TFD and other departments.
  - Updated plans received 10.31.25 – includes more Tier 1 scope as possible and as allowable by code (maxes out use of on-site demountable partitions and existing modular furniture).
  - Design and construction team approved to move forward with finalizing drawings for bid for Phase 1 move out of 600 Civic Center as of 03.02.26, \$4M budget overage, funding to be covered by citywide maintenance and other funds.
  - Not included in scope: Mingo Valley Division, RTIC, City Medical
  - EDA grant with INCOG:
    - Preliminary draft submitted 03.24.26
    - Additional information needed in order to submit, meeting to be scheduled with INCOG mid-April 2026.
    - Includes: Storm Shelter and Generators and upgraded cabling protection - \$10,787,665
    - Additional areas such as Backup 911, RTIC (Real Time Information Center) and TFD and other units found to be not applicable for grant.

11. Project No. 147150

- Project Name: Tulsa Zoo Carnivores and African Wilds
- Location: 6421 E 36<sup>th</sup> Street North
- Council District: 1
- Representative: Bhree Barrett, COT
- Total Available Funding: \$ 8 M (2014 Sales Tax) + \$34 M (Private funding) = \$ 42 M
- Total Budget: \$ 45,143,237.24
- Design Firm(s): WDM (contracted with TZMI)
- CMAR: Nabholz
- Start Date: 03.06.25
- Scheduled Completion: 05.31.27
  - Reimbursement CPA (Capital Projects Agreement) between TZMI and COT
  - Project was re-bid with bids opened 02.25.25 and were found to be acceptable.
  - Fundraising ongoing during construction
  - OAC (Owner Architect Contractor) meetings held every two weeks, started 03.06.25.
  - WIP (Work in Progress) 04.06.26
    - Exhibit grading and site utilities ongoing.
    - Meerkat – Exterior concrete in place, site electric, finishes and netting in progress.
    - Zebra/Vulture –Overhead MEP and fire suppression nearing completion, plaster



- ceilings underway in Vulture area, and exterior stucco complete.
- Zebra Viewing – Slab is prepped and ready for pour.
- Dog/Aviary – Overhead MEP and fire suppression underway, plaster wall packages to begin and prep work underway for skylight installation.
- Lion/Hippo – Basement subgrade plumbing nearing completion, basement towers and CMU walls underway.

**12. Project No. CP 24-20**

Project Name: Tulsa Zoo Rainforest HVAC and Electrical Upgrades  
 Location: 6421 E 36<sup>th</sup> Street North  
 Council District: 1  
 Representative: Bhree Barrett, COT  
 Total Funding: \$ 8,550,000  
 Available Funding: \$ 8,000,000 (+ \$550,000 future funding, IOT3)  
 Design Firm(s): EDA + FKI Engineers (contracted with TZMI)  
 Contractor: VOY Construction  
 Start Date: 10.15.25  
 Scheduled Completion: TBD

- AAON is donating some HVAC units
- Pre-work held 10.15.25, submittals ongoing.
- WIP (Work in Progress) 04.06.26 – Utility work underway; anticipate boring for gas line in April.

**13. Project No. CP 24-21**

Project Name: Tulsa Zoo Multi Building Roof Replacements  
 Location: 6421 E 36<sup>th</sup> Street North  
 Council District: 1  
 Representative: Max Wells, COT  
 Total Funding: \$ 4,500,000  
 Available Funding: \$ 4,500,000  
 Design Firm(s): GH2  
 Contractor: TBD  
 Start Date: 05.29.25  
 Scheduled Completion: TBD

- 95% plans in process (04.07.26)

**14. Project No. PR 25-16 / SW-2025-02-136**

Project Name: Tulsa Zoo Entrance and Parking Improvements  
 Location: 6421 E 36<sup>th</sup> Street North  
 Council District: 1  
 Representative: Bhree Barrett and Veronica Page, COT  
 Total Funding: \$ 6,000,000  
 Available Funding: \$ 6,000,000 as of 07.01.25 (IOT3)  
 Design Firm(s): Narrate and Wallace Design Collective  
 CMAR: Nabholz



Start Date: September 2025

Scheduled Completion: TBD

- Front entrance bridge is condemned due to structural failure
- Part of funds available will go to replacing bridge, will potentially require 404 permit
- Project to include existing bridge demolition, new bridge, lighting, and connection to parking lot.
- **Agreement with Narrate to PCSSC 04.01.26**

15. Project No. CP 24-19

Project Name: BOK Center & Arvest Convention Center – IOT3

Location: BOK Center & Arvest Convention Center

Council District: 1 & 4

Representative: Mary Womble, COT

Total Funding: \$25,150,000

Available Funding: \$ 8,000,000 currently allocated

Design Firm(s): GH2

Contractor: TVB (Tulsa Vision Builders)

Start Date: 09.17.24

Anticipated Completion: TBD

- Special City Council Tour and meeting held 01.20.26 to review condition of facility, proposed phasing for construction and need for additional funds to achieve facility goals. Current coverage is \$79,735,957
- **Agreements for GH2 to PCSSC 04.15.26 and TPEA (Tulsa Public Facilities Authority) 04.16.26**
  - **Will include design of BOK and ACC roof**
- List of included items in IOT3:
  - BOK Suite replacements
  - ACC Roof replacement, ACC Legacy Hall 3<sup>rd</sup> Floor Renovation
  - BOK and ACC Elevator replacements
  - ACC escalator updates
  - Security cameras and Access controls updates
  - ACC door replacements
- Additional capital needs not committed in IOT3:
  - BOK roof replacement
  - BOK lapendaries
  - BOK event level refresh
  - BOK Restaurant
  - BOK parking and gated area upgrades
  - BOK Center hung scoreboard
  - BOK seating replacement / concrete repairs
  - ACC connection to new hotel

16. Project No. CP 24-27

Project Name: AFP3 Building 7 Roof Replacement

Location: Airport

Council District: 3

Representative: Max Wells, COT

Total Funding: \$1,300,000



Available Funding: \$1,300,000  
 Design Firm(s): JCJ  
 Contractor: TBD  
 Start Date: 04.22.25  
 Anticipated Completion: TBD

- Kickoff held 09.10.25, design ongoing (04.06.26)

17. Project No. 2159FR0285

Project Name: OSU VA Parking Garage  
 Location: 3<sup>rd</sup> & Houston  
 Council District: 4  
 Representative: Stuart Harper, COT  
 Total Funding: \$ 8M sales tax + \$ 4M ARPA = \$ 12M total  
 Available Funding: \$ 12,000,000  
 Design Firm(s): GH2  
 Contractor: Crossland  
 Start Date: November 2024  
 Anticipated Completion: **May 2026**

- City ARPA has been reimbursed \$4M (01.05.26)
- Job site camera: - <https://timelapse.stealthmonitoring.com/veteranshospitaltulsa8/>
- **Elevator install nearing completion, awaiting service disconnect install and inspection for 05.04.26; Life safety walk 04.15.26**
- **Crossland handoff to OSU-CHS expect May 2026; VA to start parking staff and Crossland to use remainder of space for contractor parking till OPCC complete**

18. Project No. 2159FR0299

Project Name: TIA Airport ATCT and TRACON - ARPA  
 Location: Tulsa airport  
 Council District: 3  
 Representative: Bhree Barrett, COT  
 Total Funding: \$7,000,000  
 Available Funding: \$7,000,000  
 Design Firm(s): Leo A Daly  
 Contractor: Flintco (CMAR)  
 Start Date: October 2024  
 Anticipated Completion: September 2026

- \$7M fully reimbursed as of 12.22.25 (deadline to bill 06.30.26)
- **71% construction complete**
- Periodic site visits with CABS and ARPA ongoing during construction.
- First module of tower cab in place 02.06.26; second module 03.02.26; third module 03.05.26

19. Project No. CP 24-32

Project Name: Bells Station – Route 66 Village Improvements – IOT2 CD2  
 Location: 3770 Southwest Blvd  
 Council District: 2  
 Representative: Bhree Barrett, COT  
 Total Funding: \$ 500,000



Available Funding: \$ 500,000  
 Design Firm(s): BKL, Inc.  
 Contractor: Bacco and Purchasing bids  
 Start Date: 05.07.25 (design)  
 Anticipated Completion: April 2026 (Centennial Events 04.13.26 - 04.15.26)

- Sound panel **work started 03.18.26**
- IFB for oil derrick lighting **bids opened 03.19.26, Agreement underway**
- Main Street House drawings submitted to plan review 02.27.26
- Contractor final pricing for work at Main Street House **received 03.31.26 and is under review**

20. Project No. 2159FR0297

Project Name: Family Safety Center Campus - ARPA  
 Location: 2829 South Sheridan Road  
 Council District: 5  
 Representative: Bthree Barrett, COT  
 Total Funding: \$ 1,000,000  
 Available Funding: \$ 1,000,000  
 Design Firm(s): KKT Architects  
 Contractor: Crossland  
 Start Date: 10.30.24  
 Anticipated Completion: February 2026

- City ARPA money used for construction.
- \$1M in ARPA funds has been reimbursed as of 03.06.25
- Family Safety Center employees began moving into the new facility 02.02.26; open for clients 02.09.26; **Grand Opening 2:30 PM, 02.15.26.**

21. Project No. TMUA-ES 2025-03

Project Name: Long Range Facility Plan for NSWWTP  
 Location: NSWWTP (Northside Wastewater Treatment Plant)  
 5628 N 105<sup>th</sup> E Ave  
 Council District: N/A  
 Representative: Bthree Barrett, COT  
 Total Funding: \$238,000 for master plan, additional funds for storage buildings  
 Available Funding: \$238,000 for master plan, additional funds for storage buildings  
 Design Firm(s): BKL, Inc.  
 Contractor: TBD  
 Start Date: 10.29.25  
 Anticipated Completion: TBD

- Masterplan for NSWWTP.
- Agreement approved by Mayor 10.29.25. Monthly progress meetings ongoing
- Facility visits/meetings with Divisions ongoing.
- 65% drawings for 2 storage buildings received 02.03.26, **95% plans underway**
- Phase I for Long Range Facility Plan received 02.16.26, **under review by staff**

22. Project No. SP 25-38

Project Name: Bazaar Grocery Store – Tulsa Metropolitan Ministries, CD3



Location: NE corner of Pine & Yale, 5215 E Pine Street  
 Council District: 3  
 Representative: Mary Womble, COT  
 Total Funding: \$500,000  
 Available Funding: \$500,000  
 Design Firm(s): Pinnacle Home Design  
 Contractor: TMM (Tulsa Metropolitan Ministries)  
 Start Date: 01.13.25  
 Anticipated Completion: April 2026

- Project is **84% billed as of 03.30.26**
- Structure is up and bricked, storefront installed late June 2025
- Power by PSO installed at site 12.18.25 after 5 1/2 months of waiting
- Construction and billing has resumed for exterior work, March 2026
- **Public opening is Saturday, 04.11.26, 10:00 am**

23. Project No. C P 24-29

Project Name: ANG Airmen’s Wellness Center  
 Location: Air National Guard 138<sup>th</sup> FW base  
 Council District: N/A  
 Representative: Mary Womble & Stuart Harper, COT  
 Total Funding: \$2,000,000 City ARPA + \$6,000,000 State  
 Available Funding: \$2,000,000  
 Design Firm(s): MAC (MacArthur Associated Consultants)  
 CMAR: Magnum  
 Start Date: 01.07.26  
 Anticipated Completion: TBD

- Joint project between City and ANG
- ARPA funds to be spent by 09.30.26
- State funds scheduled to be available July 2026
- ARPA funds proposed to be spent for design, early site package and gym equipment
- Magnum contract **executed 03.18.26**
- **Civil Package out to bid 03.24.26, bid opening 04.22.26**
- **Groundbreaking ceremony 04.23.26; time TBD**

24. Project No. P R 25-12

Project Name: ADA Citywide Buildings  
 Location: Citywide  
 Council District: Citywide  
 Representative: Bthree Barrett, COT  
 Total Funding: \$4,500,000  
 Available Funding: \$4,500,000  
 Design Firm(s): The McIntosh Group  
 Contractor: TBD  
 Start Date: TBD  
 Anticipated Completion: TBD

- Prioritization and implementation of barrier removal across citywide buildings
- Agreement with The McIntosh Group to PCSSC 03.16.26, on Mayor’s agenda to be signed **04.08.26**

1836 \* 1898

TUL \* USA

# (5) Transportation and Traffic

**Attendees:**

Scott Grizzle  
Linda Jenkins  
Ashley Webb  
Kathy Sebert  
Deborah McKinney

CITY OF TULSA, OKLAHOMA  
 SALES TAX OVERVIEW COMMITTEE  
 TRANSPORTATION PROJECTS STATUS REPORT

Design & Construction as of:

02/28/26

DESIGN							CONSTRUCTION				
Budget Number	Project Description	Estimated Start Date	Currently Anticipated Completion Date	Engineer	Contract Amount	Pct Compl	Adv or Contract Award Date	Currently Anticipated Completion Date	Contractor	Contract Amount	Pct Compl
<b>FUND 405 - SALES TAX FUND (2014)</b>											
144017	<b>Arterial Street Rehab</b>										
b	49th W. Ave. - Edison St. to Charles Page Blvd.	May-18	Apr-19	CEC	\$165	95%	Sep-24	Feb-25	Tri-Star	\$776	100%
c	Utica Ave. - Pine St. to Admiral Blvd.	Nov-15	Apr-16	CEC	\$528	95%	Dec-24	Jun-27	Becco	\$3,400	46%
d	Lewis Ave. - 36th St. N. to Apache St.	Jun-18	Dec-18	Cynergy	\$118	95%	Sep-24	Mar-25	Tri-Star	\$1,411	99%
g	Union Ave. - Southwest Blvd. to W. 41st St.	May-15	Sep-17	COT	\$158	90%					
j	Pine St. - Harvard Ave. to Yale Ave.	May-18	Apr-19	Benham	\$289	94%	Nov-25	May-26	Tri-Star	\$1,922	27%
k	Admiral Pl. - Lewis Ave. to Harvard Ave.	Jan-18	Aug-18	BKL	\$253	95%	Aug-25	Feb-26	Becco-See AW	\$2,147	52%
m	Sheridan Rd. - Apache St. to Pine St.	Nov-15	Sep-17	Garver	\$156	95%	12/5/2025	TBD	Tri-Star	\$2,490	
s	15th St. - Lewis Ave. to Harvard Ave.	Jan-17	Oct-17	Garver	\$302	95%	May-26	Jul-27	Becco	\$3,420	10%
t	Peoria Ave. - Admiral Blvd. to 11th St.	May-18	Feb-19	MARQUARDT	\$214	90%					
u	Peoria Ave. - 11th St. to 21st St.	Feb-16	Nov-16	MARQUARDT	\$252	90%					
v	Utica Ave. - Admiral Blvd. to 11th St.			WSB		70%					
w	Utica Ave. - 11th St. to 15th St.	Dec-16	Jul-17	BKL	\$224	90%	3/1/2026	Feb-27	Becco - See AX	\$3,649	0%
x	Harvard Ave. - 15th St. to 21st St.	Sep-19	Jul-20	Garver	\$245	90%					
y	Harvard Ave. - 21st St. to 31st St.	Apr-18	Apr-19	Poe	\$469	98%	9/1/2025	TBD	Crossland Heavy	\$2,795	
z	21st St. - Yale Ave. to Sheridan Rd.	May-18	Mar-19	CEC	\$259	98%	Jan-25	Nov-25	Becco	\$2,437	99%
aa	31st St. - Yale Ave. to Sheridan Rd.	Aug-19	May-20	Garver	\$237	95%	7/11/2025	TBD	Becco	\$2,067	
ac	41st St. - Sheridan Rd. to Memorial Dr.	Apr-18	Jan-19	HUB	\$262	80%					
ae	51st St. - Mingo Rd. to Garnett Rd.	Apr-18	Jun-19	Garver	\$234	90%	Feb-25	Dec-25	Becco	\$3,257	100%
aj	Sheridan Rd. - 91st St. to 101st St.	Apr-18	Jun-19	HUB	\$84	95%	Oct-24	Jul-25	Tr-Star	\$1,200	100%
al	Harvard Ave. - 41st St. to 51st St.	Apr-18	Dec-18	PEC	\$236	90%	Nov-24	Oct-25	Gradeline	\$1,600	99%
ao	Downtown Arterial Streets	May-15	Aug-15	Poe	\$923	89%					
ao	Phase 6B - 7th Street			Poe		95%		TBD	Becco	\$2,487	
ao	Phase 7 - Cheyenne		Jan-18	Poe		95%	Jun-26				
ap	Pine St. & MLK Jr. Blvd Intersection	May-25	Dec-25	Garver	\$128	95%		TBD	Crossland Heavy	\$1,158	
aq	Pine St. & Peoria Ave. Intersection	Oct-24	Feb-26	Garver	\$132	90%	Jun-26				
as	41st St. & Union Ave. Intersection	May-15	Sep-19	COT	\$158	99%					
aw	Admiral Blvd. & Lewis Ave. Intersection	Dec-17	Aug-18	BKL	\$250	95%	Aug-25	Feb-26	Becco	\$2,147	
ax	11th St. & Utica Ave. Intersection	Dec-16	Jul-17	BKL	\$224	90%	Mar-26	Feb-27	Becco - See W	\$3,649	0%
ay	21st St. & Peoria Ave. Intersection			MARQUARDT		85%					
ba	51st St. & Mingo Rd. Intersection	Apr-18	Mar-19	Garver	\$234	95%	Feb-25	Dec-25	Becco - See AE		100%
bb	71st St. & Sheridan Rd. Intersection	Mar-17	Nov-17	Cynergy	\$99	95%	May-26		ODOT-STP		
144020	Citywide Non-Arterial Routine and Preventive Maintenance										
144105	Widen 25th W. Ave., Edison to Apache (design)	Apr-21		Poe		100%			See 2036W0001Z		
144108	Widen Pine Street, Mingo to U.S. 169 (Preliminary Design Only)	Jun-23	Apr-24	Garver	\$439	80%					

CITY OF TULSA, OKLAHOMA  
 SALES TAX OVERVIEW COMMITTEE  
 TRANSPORTATION PROJECTS STATUS REPORT

Design & Construction as of:

02/28/26

DESIGN							CONSTRUCTION				
Budget Number	Project Description	Estimated Start Date	Currently Anticipated Completion Date	Engineer	Contract Amount	Pct Compl	Adv or Contract Award Date	Currently Anticipated Completion Date	Contractor	Contract Amount	Pct Compl
144120	Gilcrease Expressway Local Match										
144063	Bridges - Replacement and Rehabilitation Programs										
a	Bridge No. 275 - 10100 E. 36th St. N.	Jun-18	Dec-19	K-H		95%	Sep-24	Sep-25	Becco	\$4,097	99%
144094	ODOT Rehabilitation and Replacement Program										
144109	Citywide ADA Transition Plan Implementation (Minimum for 30-Year Schedule - High and Medium Priority Needs)	Feb-16	Aug-18	BKL	\$639	100%					
	ADA Transition Plan - Package #3		Mar-23	BKL		100%	Oct-24	Apr-25	Rand L Const.	\$1,495	100%
144093	Citywide Matching Funds										
144018	Bicycle/Pedestrian Master Plan Implementation										
<b>COMPLETED Projects for 405</b>											
144017	Arterial Street Rehab										
a	Charles Page Blvd. - 33rd W. Ave. to 25th W. Ave.	Jun-15	Sep-17	Garver	\$206	100%	Apr-24	Sep-24	Tri-Star	\$1,747	100%
e	Southwest Blvd. - W. 23rd St. to W. 31st St.	Dec-16	Sep-17	Dewberry/Poe	\$300	100%	Jul-22	Mar-24	Becco	\$7,097	100%
f	Southwest Blvd. - W. 31st St. to W. 40th St.	Dec-16	Sep-17	Dewberry/Poe	\$315	100%	Jul-22	Mar-24			
h	Union Ave. - W. 51st St. to W. 61st St	Jun-15	Aug-17	Garver	\$157	100%	Jan-21	Aug-21	Ellsworth	\$1,598	100%
i	Riverside Dr. - Joe Creek to 81st St.	Jan-17	Oct-17	CGA	\$53	100%	Jul-18	Sep-18	Becco	\$787	100%
l	Admiral Pl. - Harvard Ave. to Yale Ave.	Nov-16	Jul-17	Poe	\$325	100%	Feb-21	May-22	Ellsworth	\$4,177	100%
n	Mingo Rd. - 46th St. N. to 36th St. N.	Aug-15	Apr-16	McClelland	\$241	100%	Oct-17	May-18	Becco	\$3,743	100%
o	Mingo Rd. - 36th St. N. to Pine St.	Nov-16	Nov-17	McClelland	\$727	100%	Mar-19	Sep-21	Becco	\$8,435	100%
p	Mingo Rd. - Admiral Blvd. to 11th St.	Oct-18	Aug-09	Wallace	\$89	100%	Nov-21	Sep-22	Ellsworth	\$1,187	100%
q	11th St. - 89th E. Ave. to Mingo Rd.	Feb-15	Nov-15	CEC	\$162	100%	Apr-19	Oct-19	Ellsworth	\$1,631	100%
r	15th St. - Peoria Ave. to Lewis Ave.	May-15		Garver	\$248	100%	Sep-19	Nov-20	Crossland	\$3,094	100%
ab	31st St. - Riverside Dr. to Peoria Ave.	Jun-15	Aug-16	Walter P Moore	\$131	100%	Sep-17	Jan-18	Tri-Star	\$1,449	100%
ad	Memorial Dr. - 21st St. to 31st St.	Nov-15	Jun-16	BKL	\$289	100%	Jul-19	Oct-21	Grade Line	\$5,086	100%
af	71st St. - Memorial Dr. to Mingo Rd.			COT		100%	Apr-21	Jun-22	Crossland	\$2,228	100%
ag	91st. St. - Mingo Rd. to Hwy 169.			COT/Poe		100%	May-20	Aug-20	Becco		100%
ah	Memorial Dr. - 81st St. to 91st St.	Sep-17	Mar-18	Marquardt	\$129	100%	Mar-21	Jan-22	Crossland Heavy	\$2,987	100%
ai	Memorial Dr. - 91st St. to Creek Tpk.	Jun-15	Dec-15	Marquardt	\$58	100%	Mar-21	Jan-22	Crossland Heavy		100%
af	71st St. - Memorial Dr. to Mingo Rd.			COT		100%	Apr-21	Jun-22	Crossland	\$2,228	100%
ag	91st. St. - Mingo Rd. to Hwy 169.			COT/Poe		100%	May-20	Aug-20	Becco		100%
ah	Memorial Dr. - 81st St. to 91st St.	Sep-17	Mar-18	Marquardt	\$129	100%	Mar-21	Jan-22	Crossland Heavy	\$2,987	100%
ak	51st St. - Pittsburg Ave. to Yale Ave.	Jan-16	Sep-16	Schemmer	\$74	100%	Dec-18	May-19	Ellsworth	\$926	100%
am	36th. St. N. - Mingo Rd. to Hwy 169	Jun-18	Apr-19	K-H	\$301	100%	Jan-23	Jul-23	TriStar	\$4,739	100%
ao	Downtown Arterial Streets										
ao	Phase 1 - 1st Street		Apr-16	Poe		100%	Aug-17	Jan-18	Crossland	\$1,493	100%
ao	Phase 2 - 5th Street		Aug-16	Poe		100%	Nov-17	Jul-18	Tri-Star	\$1,735	100%
ao	Phase 4 - Boulder/1ST to 10th		May-17	Poe		100%	Jan-19	Apr-20	Becco	\$4,415	100%
ao	Phase 6A - Detroit / 8th Street		Aug-17	Poe		100%	Oct-22	Aug-23	Crossland Heavy	\$4,146	100%
ao	Phase 3 - 6th Street South		Mar-16	Poe		100%	Oct-16	Mar-17			100%
ao	Phase 5 - 6th Street / 7th Street		Jul-17	Poe		100%	Apr-20	Feb-21	Crossland	\$4,663	100%

CITY OF TULSA, OKLAHOMA  
 SALES TAX OVERVIEW COMMITTEE  
 TRANSPORTATION PROJECTS STATUS REPORT

Design & Construction as of:

02/28/26

DESIGN							CONSTRUCTION				
Budget Number	Project Description	Estimated Start Date	Currently Anticipated Completion Date	Engineer	Contract Amount	Pct Compl	Adv or Contract Award Date	Currently Anticipated Completion Date	Contractor	Contract Amount	Pct Compl
ar	Pine St. & Lewis Ave. Intersection	Mar-17	Aug-17	Wallace	\$75	100%	Jan-21	Jun-21	Gradeline	\$1,598	100%
at	51st St. & Union Ave. Intersection			Garver		100%			ODOT		100%
au	46th St. N. & Mingo Rd. Intersection	Aug-15	Apr-16	McClelland	\$241	100%	Oct-17	Oct-18	Becco		100%
av	36th St. N. & Mingo Rd. Intersection	Nov-16	Nov-17	McClelland	\$727	100%	Aug-19	Sep-21	Becco		100%
az	21st St. & Memorial Dr. Intersection	Nov-15	Apr-16	BKL	\$289	100%	Jul-19	Jul-21	Gradeline		100%
bc	61st St. & Sheridan Rd. Intersection	Jun-15	Aug-16	CGA	\$105	100%	Jan-17	Jun-17	Becco	\$5,889	100%
bd	71st St. & Memorial Dr. Intersection			COT		100%	Apr-21	Jan-22	Crossland		100%
be	81st St. & Memorial Dr. Intersection	May-17	Dec-17	Benham		100%	Jun-21	Jan-23	Becco	\$13,875	100%
bf	61st St. & Yale Ave. Intersection	Dec-16	Aug-17	C&K	\$77	100%	Mar-21	Aug-21	Crossland	\$1,747	100%
144101	Widen Yale Avenue, 81st St. to 91st Street South	Jun-15	Jul-17	Benham	\$600	100%	Oct-21	Apr-24	Becco	\$31,153	100%
144102	Widen 81st Street South, Sheridan Road to Memorial Drive	Sep-16	May-18	Benham	\$950	100%	May-21	May-23	Becco	\$13,875	100%
144103	Widen Yale Avenue, 96th St. South to 101st St. South	Aug-16	Jul-17	CEC	\$200	100%	Mar-20	Jan-22	Becco	\$8,752	100%
144104	Widen Riverside Drive, 24th to 33rd Place South	Jun-14	Mar-15	HNTB	\$1,600	100%	Aug-15	Feb-17	Becco	\$14,999	100%
144063	Bridges - Replacement and Rehabilitation Programs										
b	Bridge No. 185 - 4000 N. Hartford Ave.		Jun-18	Cowen		100%	Oct-18	Mar-19	Grade Line	\$2,346	100%
c	Bridge No. 285 - 1900 W. 43rd St.		Jun-18	Cowen		100%	Oct-18	Mar-19	Grade Line	\$2,346	100%
d	Bridge No. 232 - 3600 S. Southwest Blvd.		Jun-18	Cowen		100%	Oct-18	Mar-19	Grade Line	\$2,346	100%
e	Bridge No. 181 - 300 N. Garnett Rd.		Jun-18	Cowen		100%	Oct-18	Mar-19	Grade Line	\$2,346	100%
f	Bridge No. 204A - 200 S. Mingo Rd.		Jun-18	Cowen		100%	Oct-18	Mar-19	Grade Line	\$2,346	100%
g	Bridge No. 250 - 11200 E. 11th St.	Jun-15	Dec-15	Cowen	\$39	100%			Becco	\$693	100%
h	Bridge No. 247 - 9200 E. 11th St.	Jun-15	Dec-15	Cowen	\$39	100%			Becco	\$693	100%
i	Bridge No. 239 - 2600 S. Yorktown Ave.		Jun-18	Cowen		100%	Oct-18	Mar-19	Grade Line	\$2,346	100%
j	Bridge No. 311 - 3900 S. 90th E. Ave.		Jun-18	Cowen		100%	Oct-18	Mar-19	Grade Line	\$2,346	100%
k	Bridge No. 401 - 3800 S. Memorial Dr.	Jun-15	Dec-15	Cowen	\$39	100%	Sep-19	Feb-20	Becco	\$693	100%
l	Bridge No. 310 - 2750 S. 90th E. Ave.		Jun-18	Cowen		100%	Oct-18	Mar-19	Grade Line		100%
m	Bridge No. 254 - 8330 E. 14th St.		Jun-18	Cowen		100%	Oct-18	Mar-19	Grade Line		100%
n	Bridge No. 403 - 4400 S. Memorial Dr.	Jun-15	Jan-16	Cowen	\$39	100%	Sep-19	Feb-20	Becco	\$693	100%
o	Bridge No. 402 - 4200 S. Memorial Dr.	Nov-15	Jun-16	Cowen	\$62	100%	Jul-18	Oct-18	Crossland	\$274	100%
p	Bridge No. 307 - 2900 S. 87th E. Ave.		Jun-18	Cowen		100%	Oct-18	Mar-19	Grade Line	\$2,346	100%
q	Bridge No. 266 - 13700 E. 28th St.		Jun-18	Cowen		100%	Oct-18	Mar-19	Grade Line	\$2,346	100%
r	Bridge No. 262 - 19200 E. 21st St.	Jun-15	Dec-15	Cowen	\$39	100%	Sep-19	Feb-20	Becco	\$693	100%
s	Bridge No. 333 - 1300 S. 177th E. Ave.	Jun-20	Oct-21	CP&Y		100%	Jan-22	Oct-22	Grade Line	\$503	100%
t	Bridge No. 316 - 3800 S. 93rd E. Ave.		Jun-18	Cowen		100%	Oct-18	Mar-19	Grade Line	\$2,346	100%
u	Bridge No. 209 - 3000 N. Mingo Rd.	Nov-16	Nov-17	K-H	\$727	100%					
v	Bridge No. 352 - 12300 E. State Farm Blvd.	Nov-16	Nov-17	Cowen	\$177	100%	Jul-18	Apr-19	Grade Line	\$2,346	100%
w	Bridge No. 226 - 8200 S. Pittsburg Ave.		Jun-18	Cowen		100%	Jul-18	Apr-19	Grade Line	\$2,346	100%
x	Bridge No. 222 - 3200 S. Peoria Ave.	May-18	Jul-19	Garver	\$227	100%	Nov-21	Jun-22	Tri-Star	\$2,275	100%
y	Bridge No. 166 - 3200 S. Cincinnati Ave.		Jun-18	Cowen	\$177	100%	Jul-18	Apr-19	Grade Line	\$2,346	100%
z	Bridge No. 210 - 5600 S. Harvard Ave.	Jun-15	Dec-15	Cowen	\$39	100%	Sep-19	Feb-20	Becco	\$693	100%
aa	Bridge No. 194 - 5300 S. Louisville Ave.		Jun-18	Cowen		100%	Jul-18	Apr-19	Grade Line	\$2,346	100%
ab	Bridge No. 217 - 5300 S. New Have Ave.		Jun-18	Cowen		100%	Jul-18	Apr-19	Grade Line	\$2,346	100%

DESIGN							CONSTRUCTION				
Budget Number	Project Description	Estimated Start Date	Currently Anticipated Completion Date	Engineer	Contract Amount	Pct Compl	Adv or Contract Award Date	Currently Anticipated Completion Date	Contractor	Contract Amount	Pct Compl
144109	Citywide ADA Transition Plan Implementation (Minimum for 30-Year Schedule - High and Medium Priority Needs)										
	ADA Transition Plan - Package #2			BKL		100%			Crossland		100%
	ADA Transition Plan - Package #1		Sep-17	BKL		100%	Mar-20	Nov-20	Daris	\$1,642	100%
144019	IDL Entrance Rehabilitation (1st, 7th, and 8th Streets; signals at 1st and Greenwood)	see ao 144017		Garver	\$1	100%			Crossland		100%
<b>TOTAL FUND 405 INCOMPLETE PROJECTS</b>											
<b>FUNDS 4270-4276 - 2014 STREETS GENERAL OBLIGATION BOND</b>											
<b>Streets, Expressways, Sidewalks, Traffic Calming</b>											
Arterial Street Rehabilitation and Citywide Projects:											
144202	Apache St. - Peoria Ave. to Lewis Ave.	Aug-16	Mar-17	C&K	\$500	98%	Jun-25	Oct-25	R&L Construction	\$1,958	100%
144207	11th St. - Lewis Ave. to Harvard Ave.	Jun-16	Mar-17	BKL	\$205	100%	Oct-24	Nov-25	Becco	\$3,827	96%
144213	91st St. - Harvard Ave. to Yale Ave.		May-24	CEC	\$177	95%	Apr-26	Feb-26	Paragon	\$3,700	0%
144309	Citywide - Arterial Rehabilitation										
144110	Citywide - Arterial Sidewalk Improvements										
144020	Citywide - Arterial Routine and Preventive Maintenance										
144093	Citywide Matching Funds										
144094	ODOT Rehabilitation and Replacement Program										
Non-Arterial Rehabilitation and Citywide Projects:											
144168	Maintenance Zone 1068: N	Sep-16	Sep-17	TEP	\$152	95%	11/21/2025	TBD	Tri-Star	\$1,280	
144310	Maintenance Zone 3010:	May-15	Jan-16	K-H	\$544	95%	Sep-24	Sep-25	Becco	\$4,365	100%
144317-N	Maintenance Zone 3017: NORTH	Oct-17	Jul-18	HUB	\$324	80%	Jun-26				
144317-S	Maintenance Zone 3017: SOUTH	Aug-24	Aug-24	Poe	\$164	95%	Jan-26	Sep-26	Crossland Heavy	\$1,689	41%
144320	Maintenance Zone 3020:	Aug-16	May-17	Garver	\$345	95%	Sep-25	Jun-26	Becco	\$2,157	6%
144380	Maintenance Zone 3080:	Oct-14	Mar-15	CP&K	\$19	95%	Apr-25	Jan-16	Crossland	\$176	100%
144413	Maintenance Zone 4013:	Sep-14	Apr-15	LEIDOS	\$512	95%	Apr-25	Oct-25	Becco	\$5,868	29%
144421	Maintenance Zone 4021:	Jul-16	Apr-17	CEC	\$343	96%	Oct-23	Aug-24	Crossland Heavy	\$2,908	100%
144467	Maintenance Zone 4067 phase 2			COT		90%	Nov-24	Nov-25	Gradeline	\$2,289	100%
85 144452	Maintenance Zone 4152:	Oct-17	Jul-18	HUB	\$373	85%	Apr-26				
144546	Maintenance Zone 5046:	Jun-16	Mar-17	K-H	\$540	95%	Apr-25	May-26	Ellsworth	\$3,704	62%
144628-E	Maintenance Zone 6028: East	Jan-18	Aug-19	K-H	\$428	80%	Apr-25	Feb-26	Becco	\$2,487	67%
144628-W	Maintenance Zone 6028: West - Phase II	Mar-26		WSB							
144754	Maintenance Zone 7054:	Sep-17	Feb-19	POE	\$747	95%	Dec-25				
144863B	Maintenance Zone 8063: South	Oct-17	Sep-19	PEC	\$195	95%	Sep-23	Oct-25	R & L	\$4,008	73%
144949	Maintenance Zone 9049:	Sep-17	May-19	GARVER	\$770	95%	10/8/2025	TBD	Gradeline	\$4,352	
144015	Citywide Non-Arterial Rehabilitation										
144021	Citywide Non-Arterial Routine and Preventive Maintenance										
144016	Citywide Non-Arterial Sidewalk Improvements										

CITY OF TULSA, OKLAHOMA  
 SALES TAX OVERVIEW COMMITTEE  
 TRANSPORTATION PROJECTS STATUS REPORT

Design & Construction as of:

02/28/26

DESIGN							CONSTRUCTION				
Budget Number	Project Description	Estimated Start Date	Currently Anticipated Completion Date	Engineer	Contract Amount	Pct Compl	Adv or Contract Award Date	Currently Anticipated Completion Date	Contractor	Contract Amount	Pct Compl
<b>COMPLETED Projects---4270-4276</b>											
144628-W	Maintenance Zone 6028: West - Phase I			MESHEK		100%	Feb-23	Mar-25	Becco	\$9,827	100%
144153	Maintenance Zone 1153:	Sep-14	Jun-15	POE	\$334	100%	Jul-23	Apr-24	Crossland Heavy	\$4,784	100%
144547-N	Maintenance Zone 5047: North			GARVER		100%	Mar-24	Dec-25	Becco	\$5,544	100%
144547-S	Maintenance Zone 5047: South	Aug-16	Jun-17	GARVER	\$584	100%	Apr-23	Jun-24	RLConstr	\$1,690	100%
144168	Maintenance Zone 1068: S	Sep-16	Sep-17	Poe		100%	Jun-24	Dec-24	Tri-Star	\$1,149	100%
144111	Maintenance Zone 1001:	May-15	Feb-16	MAR / ARB	271 / 284	100%	Feb-22	Oct-24	Gradeline	\$8,291	100%
144201	Apache St. - MLK Jr. Blvd. to Peoria Ave.	Nov-14	Aug-15	MESHEK	\$267	100%	Mar-19	Nov-19	Crossland	\$3,380	100%
144203	W 41st St - 41st W Ave to S 33rd W Ave	Oct-14	Jan-15	DEWBERRY	\$175	100%	Mar-22	Dec-23	Grade Line	\$3,692	100%
144204	S. 33rd W. Ave. - 41st St. to 51st St.	Sep-14	Aug-15	DEWBERRY	\$275	100%	Mar-22	Dec-23	Grade Line	\$3,692	100%
144205	Apache St. - Lewis Ave. to Harvard Ave.	Sep-14	Sep-15	GUY	\$210	100%	Apr-22	Sep-20	Becco	\$3,987	100%
144206	11th St. - Peoria Ave. to Utica Ave.	Nov-14	Nov-15	BKL	\$185	100%	Mar-20	Sep-20	Becco	\$2,343	100%
144208	11th St. - Sheridan Rd. to Memorial Dr.	Nov-14	Nov-15	BKL	\$180	100%	Feb-22	Dec-22	Becco	\$3,227	100%
144209	21st St. - Garnett Rd. to 129th E. Ave.	Dec-14	Jul-15	GARVER	\$235	100%	Oct-20	Aug-21	Becco	\$4,079	100%
144210	21st St. - 129TH East Ave. Intersection	Dec-14	Jul-15	GARVER	\$156	100%	Oct-20	Aug-21	Becco		100%
144211	41st St. - Garnett Rd. to 129th E. Ave.	Feb-16	Oct-16	BKL	\$102	100%	Mar-19	Aug-19	Ellsworth	\$1,610	100%
144212	51st St. - Sheridan Rd. to Memorial Dr.	Dec-14	Feb-16	LEIDOS	\$148	100%	Sep-17	Jan-18	Becco	\$973	100%
144214	Sheridan Rd. - 81st St. to 91st St.	10/14	Jun-15	POE	\$136	100%	Oct-16	Mar-17	Crossland	\$1,509	100%
144216	41st St. - Lewis Ave. to Harvard Ave.	Oct-14	Aug-15	CEC	\$275	100%	Apr-21	Jul-22	Crossland	\$5,653	100%
144217	Apache St. & Harvard Ave. Intersection	Sep-14	Sep-15	GUY	\$176	100%	Apr-22	Feb-23	Becco	\$3,987	100%
144218	41st St. & Lewis Ave. Intersection	Oct-14	Aug-15	CEC	\$210	100%	Apr-21	Jul-22	Crossland		100%
144093	Citywide Matching Funds										
193140000Z	Mingo Creek Trail - 41st to 51			RL Shears		100%	Feb-19	Jul-19	Crossland		100%
144094	ODOT Rehabilitation and Replacement Program										
	Non-Arterial Rehabilitaiton and Citywide Projects.										
144318	Maintenance Zone 3018:	Oct-14	May-15	SCHEMMER	\$44	100%	Mar-17	Jan-18	Becco	\$484	100%
144467	Maintenance Zone 4067 phase 1	Oct-14	Jun-15	GUY	\$344	100%	Jan-20	Aug-20	Crossland	\$3,127	100%
144627	Maintenance Zone 6027:	Sep-14	Apr-15	PEC	\$83	100%	Nov-16	Mar-17	Ellsworth	\$920	100%
144060	Bridge No.189 - 4700 N. Iroquois Ave.	Nov-14	Jul-15	MEHLBURGER		100%	Mar-19	Oct-19	Crossland		100%
144061	Bridge No. 298 - 2100 E. 61st St.	Oct-14	Apr-15	G&K	\$70	100%	Jul-16	Oct-16	MX Corp	\$637	100%
144200	36th St. - N. MLK Jr. Blvd. to Peoria Ave.	Jun-15	Mar-20	PEC	\$232	100%	Sep-21	Feb-24	Ground Level	\$4,895	100%
62 144215	Peoria Ave. - 41st St. to 51st St.	Dec-16	Aug-17	MARQUARDT	\$340	100%	Feb-23	Sep-24	Becco	\$3,082	100%
144431	Maintenance Zone 4031:	May-15	Feb-16	GARVER	\$576	100%	Nov-22	Apr-24	Crossland Heavy	\$10,082	100%
144062	Bridge No. 323B - 12000 E. 21st	Dec-14		GARVER	\$10	100%	Oct-20	Aug-21	Becco		100%
<b>TOTAL FUNDS 4270-4273 - 2014 Streets General Obligation Bond</b>											
<b>FUNDS 4281-4285 - 2020 STREETS GENERAL OBLIGATION BOND</b>											
<b>*Non-Arterial Street Rehabilitation Projects:</b>											
2036N1007Z	Maintenance Zone 1007:	Dec-20	Aug-21	COT	\$81	98%	Oct-25	Mar-26	Gradeline	\$1,217	68%
2036N1068Z	Maintenance Zone 1068:	Jan-25	Oct-25	K-H	\$188	90%					
2036N1070Z	Maintenance Zone 1070:	Feb-21	Oct-21	CGA/HUB	\$204	97%	Apr-26				
2036N1071Z	Maintenance Zone 1071:	Apr-24	Jun-25	PEC	\$98	90%					
2036N1072Z	Maintenance Zone 1072:	Apr-24	Sep-24	BKL	\$162	95%	6/13/2025	TBD	Becco	\$1,687	

CITY OF TULSA, OKLAHOMA  
 SALES TAX OVERVIEW COMMITTEE  
 TRANSPORTATION PROJECTS STATUS REPORT

Design & Construction as of:

02/28/26

Budget Number	Project Description	DESIGN					CONSTRUCTION				
		Estimated Start Date	Currently Anticipated Completion Date	Engineer	Contract Amount	Pct Compl	Adv or Contract Award Date	Currently Anticipated Completion Date	Contractor	Contract Amount	Pct Compl
2036N1076Z	Maintenance Zone 1076:		Mar-24	K-H	\$236	95%					
2036N1078Z	Maintenance Zone 1078:										
2036N1097Z	Maintenance Zone 1097:	Sep-25	Apr-26	FIN	\$103	60%					
2036N1098Z	Maintenance Zone 1098:	Sep-25	Apr-26	FIN	\$51	60%					
2036N1153Z	Maintenance Zone 1153:	Apr-22	Feb-23	Poe	\$164	95%	Sep-25	Mar-26	Crossland	\$1,689	95%
2036N1155Z	Maintenance Zone 1155:	Aug-22	Apr-23	CGA/HUB	\$45	95%	Dec-24	Jul-25	Tri-Star	\$306	100%
2036N1157Z	Maintenance Zone 1157:	Sep-24	Jun-24	Poe	-	95%	Apr-25	Aug-25	Ellsworth (GMR #3)		53%
2036N2056Z	Maintenance Zone 2056:	Oct-22	Mar-24	TEP	\$180	95%	1/17/2025	TBD	Becco	\$925	
2036N2065Z	Maintenance Zone 2065:	Jan-21	Sep-21	Garver	\$218	100%	Feb-24	Jan-25	Crossland	\$3,518	100%
2036N2066Z	Maintenance Zone 2066:	Oct-20	Jul-21	C&K	\$101	95%	Aug-24	Jan-24	Tri-Star	\$1,050	100%
2036N2131Z	Maintenance Zone 2131:	Jun-25	Nov-25	K-H		90%	May-26				
2036N3004Z	Maintenance Zone 3004:	Dec-23	Mar-24	Marquardt	\$72	95%	Sep-25	Feb-26	Gradeline	\$1,038	85%
2036N3005Z	Maintenance Zone 3005:	Jul-25	Jun-25	CEC	\$183	56%					
2036N3008Z	Maintenance Zone 3008:	Jul-25	Feb-26	TEP	\$113	65%					
2036N3010Z	Maintenance Zone 3010:	Aug-23	Nov-24	K-H	\$145	90%	May-26				
2036N3011Z	Maintenance Zone 3011:	Feb-25	Feb-26	Benham	\$221	75%					
2036N3017Z	Maintenance Zone 3017:	Feb-24	Jul-24	HUB	\$164	90%					
2036N3075Z	Maintenance Zone 3075:	Aug-22	Apr-23	CGA/HUB	\$45	95%	Dec-24	Jul-25	Tri-Star	\$318	100%
2036N3080Z	Maintenance Zone 3080:										
2036N3081Z	Maintenance Zone 3081:	Feb-21	Mar-22	EST	\$58	95%	Apr-24	Jun-25	Tri-Star	\$552	100%
2036N3082Z	Maintenance Zone 3082:	Jun-25	Nov-25	K-H		90%	May-26				
2036N4014Z	Maintenance Zone 4014:	Oct-20	May-21	Poe	\$136	95%	Jan-26	Sep-26	Crossland Heavy	\$2,602	21%
2036N4015Z	Maintenance Zone 4015:			Garver	\$95						
2036N4021Z	Maintenance Zone 4021:	Sep-20	Feb-22	CEC	\$256	95%	Jan-26				
2036N4022Z	Maintenance Zone 4022:	Oct-20	Apr-21	BKL	\$322	95%	Jan-26				
2036N4023Z	Maintenance Zone 4023:	Aug-22	Apr-23	CGA/HUB	\$45	95%	Dec-24	Jul-25	Tri-Star	\$326	100%
2036N4029Z	Maintenance Zone 4029:	Sep-25	Mar-26	PEC	\$200	50%					
2036N4030Z	Maintenance Zone 4030:	Dec-20	Aug-21	Poe	\$143	100%	Dec-22	Oct-23	R&L	\$1,886	100%
2036N4031Z	Maintenance Zone 4031:			Garver	\$422						
2036N4067Z	Maintenance Zone 4067:	Dec-23	Jun-24	Benham	\$91	90%					
2036N4069Z	Maintenance Zone 4069:	Aug-22	Jul-23	BKL	\$200	90%					
2036N5016Z	Maintenance Zone 5016:	Jun-22	Apr-23	Garver	\$576	92%	Mar-26				
2036N5026Z	Maintenance Zone 5026:	Jun-25	Nov-25	K-H		90%	May-26				
2036N5027Z	Maintenance Zone 5027:	Sep-22	Jul-23	Wallace	\$46	95%	11/7/25	TBD	Tri-Star	\$845	
2036N5033Z	Maintenance Zone 5033:	Jun-25	Nov-25	K-H		90%					
2036N5039Z	Maintenance Zone 5039:	Jun-23	Dec-23	FNI	\$86	95%	Sep-24	Feb-25	Becco	\$992	100%
2036N5040Z	Maintenance Zone 5040:	Apr-21	Mar-22	TEP	\$81	100%	Apr-24	Jul-24	Crossland	\$1,067	100%
2036N6035Z	Maintenance Zone 6035:			Benham		70%					
2036N6144Z	Maintenance Zone 6144:										
2036N6148Z	Maintenance Zone 6148:										
2036N6149Z	Maintenance Zone 6149:	Jun-25	Nov-25	K-H	\$20	90%	May-26				
2036N6150Z	Maintenance Zone 6150:	Dec-23	Aug-24	Poe	\$217	85%					
2036N7048Z	Maintenance Zone 7048:	Nov-20	Mar-22	Benham	\$252	95%	Sep-24	Aug-25	Becco	\$2,097	90%
2036N7104Z	Maintenance Zone 7104:										
2036N7109Z	Maintenance Zone 7109:	Aug-23	Apr-24	Keithline	\$94	90%	Sep-25	Jan-26	Tri-Star	\$989	94%
2036N7115Z	Maintenance Zone 7115:										
2036N8102Z	Maintenance Zone 8102:	Oct-20	Apr-22	FNI	\$171	95%	Apr-25	Feb-25	Ellsworth	\$1,539	100%
2036N8113Z	Maintenance Zone 8113:	Aug-22	Feb-23	Keithline	\$21	95%	Jan-24	Aug-24	R&L Construction	\$300	100%
2036N8116Z	Maintenance Zone 8116:			City Staff			9/3/25	TBD	Ellsworth	\$679	
2036N9036Z	Maintenance Zone 9036:	Sep-22	Feb-24	CEC	\$236	90%					

CITY OF TULSA, OKLAHOMA  
 SALES TAX OVERVIEW COMMITTEE  
 TRANSPORTATION PROJECTS STATUS REPORT

Design & Construction as of:

02/28/26

DESIGN							CONSTRUCTION				
Budget Number	Project Description	Estimated Start Date	Currently Anticipated Completion Date	Engineer	Contract Amount	Pct Compl	Adv or Contract Award Date	Currently Anticipated Completion Date	Contractor	Contract Amount	Pct Compl
2036N9037Z	Maintenance Zone 9037:	Jan-21	Aug-21	CP&Y	\$183	90%					
2036N9038Z	Maintenance Zone 9038:	Dec-20	Oct-21	PEC	\$71	95%	Jul-23	Oct-23	Tri-Star	\$520	100%
2036N9043Z	Maintenance Zone 9043:										
2036N9044Z	Maintenance Zone 9044:	Sep-22	Apr-24	Benham	\$201	90%					
2036N9045Z	Maintenance Zone 9045:	Aug-22	Feb-23	Keithline	\$21	95%	Jan-24	Oct-24	R&L Construction	\$300	100%
2036N9049Z	Maintenance Zone 9049:	Jun-22	Mar-23	Marquardt	\$207	91%					
2036N9051Z	Maintenance Zone 9051:	Sep-20	Apr-21	Keithline	\$83	95%	Sep-25	Feb-25	Tri-Star	\$907	100%
2036N9052Z	Maintenance Zone 9052:			Keithline		95%	Jan-24	Oct-24	R&L Construction	\$300	100%
<b>Arterial Street Rehabilitation Projects:</b>											
<b>Arterial Street Projects:</b>											
2036A0001Z	56th St N-MLK Blvd to 1500ft W of Peoria			Benham					ODOT - STP		
2036A0003Z	46th St N - Elwood Ave to MLK Jr Blvd			Benham					ODOT - STP		
2036A0004Z	36th St N - Peoria Ave to Lewis Ave										
2036A0005Z	36th St N - Osage Cnty Line to MLK Blvd	Jul-23	Aug-24	Benham	\$52	90%					
2036A0006Z	31st St N - 53rd W Ave to 41st W Ave										
2036A0007Z	Apache St - Harvard Ave to Yale Ave	Sep-25		PEC	\$89						
2036A0008Z	Pine St - Gilcrease Museum Rd to Union	Sep-21	Sep-22	Poe		95%	Aug-23	Jul-24	Becco		100%
2036A0009Z	Pine St - Peoria Ave to Lewis Ave			CEC		75%			ODOT-STP		
2036A0010Z	Edison St - 33rd W Ave to Union Ave	Sep-21	Sep-22	Poe		95%	Aug-23	Jul-24	Becco		100%
2036A0011Z	33rd W Ave - Apache St to Pine St	Sep-21	Sep-22	Poe		95%	Aug-23	Jul-24	Becco		100%
2036A0012Z	33rd W Ave - Pine St to Edison St	Sep-21	Sep-22	Poe		95%	Aug-23	Jul-24	Becco		100%
2036A0013Z	Gilcrease Museum Rd - Apache to Pine	Sep-21	Sep-22	Poe		90%					
2036A0014Z	MLK Jr Blvd - 56th St N to 46th St N			Benham					ODOT-STP		
2036A0015Z	MLK Jr Blvd - 36th St N to Apache St	Jul-23	Aug-24	Benham	\$100	90%			ODOT-STP		
2036A0016Z	MLK Jr Blvd - Apache St to Pine St	Jul-23	Aug-24	Benham	\$50	90%			ODOT-STP		
2036A0019Z	Peoria Ave - Pine St to Admiral Blvd	May-24	Apr-25	K-H		77%			ODOT-STP		
2036A0020Z	Lewis Ave - Pine St to Admiral Pl	Oct-22	Feb-24	CEC	\$179	85%			ODOT-STP		
2036A0021Z	Harvard Ave - Mohawk Blvd to 36th St N	Sep-25	Sep-26	PEC	\$55	25%					
2036A0025Z	41st St S - Union Ave to Elwood Ave	Jan-23	Sep-23	BKL	\$223	90%	Sep-25				
2036A0026Z	51st St S - 33rd W Ave to Union Ave										
2036A0028Z	Elwood Ave - 71st St S to 81st St S										
2036A0029Z	Lewis Ave - 61st St S to 71st St S										
2036A0030Z	Lewis Ave - 71st St S to 81st St S										
2036A0032Z	Harvard Ave - 61st St S to 71st St S			Benham					ODOT-STP		
2036A0033Z	Harvard Ave - 71st St S to 81st St S	Nov-24	Jan-26	Benham	\$135	60%			ODOT-STP		
2036A0034Z	Harvard Ave - 81st St S to 91st St S			Benham					ODOT-STP		
2036A0039Z	36th St N - Garnett Rd to 129th E Ave	Nov-23	Aug-24	Keithline	\$88	90%	Mar-26				
2036A0040Z	36th St N - 129th E Ave to 141st E Ave										
2036A0041Z	Apache St - Gilcrease Expy to Sheridan Rd										
2036A0042Z	Pine St - Lewis Ave to Harvard Ave	May-24	Apr-25	K-H		77%			ODOT-STP		
2036A0043Z	Pine St - State Hwy 11 to Mingo Rd	Jun-23	Feb-24	Garver	\$189	85%			ODOT-STP		
2036A0044Z	Pine St - Mingo Rd to Garnett Rd										
2036A0045Z	Pine St - Garnett Rd to 129th E Ave	Jan-23	Oct-24	PEC	\$75	90%	Jun-26				
2036A0046Z	Admiral Pl - Sheridan Rd to Memorial Dr	Sep-24	Oct-25	CEC		65%					
2036A0047Z	Admiral Pl - Memorial Dr to Mingo Rd	Sep-24	Oct-25	CEC		65%					
2036A0048Z	Admiral Pl - Garnett Rd to 129th E Ave			Keithline							
2036A0049Z	11th St S - Memorial Dr to 89th E Ave								ODOT-STP		
2036A0050Z	Yale Ave - Apache St to Pine St	Jul-23	Apr-24	HUB	\$200	90%					
2036A0051Z	Yale Ave - Pine St to Admiral Pl										
2036A0052Z	Sheridan Rd - 36th St N to Apache St										

CITY OF TULSA, OKLAHOMA  
 SALES TAX OVERVIEW COMMITTEE  
 TRANSPORTATION PROJECTS STATUS REPORT

Design & Construction as of:

02/28/26

DESIGN							CONSTRUCTION				
Budget Number	Project Description	Estimated Start Date	Currently Anticipated Completion Date	Engineer	Contract Amount	Pct Compl	Adv or Contract Award Date	Currently Anticipated Completion Date	Contractor	Contract Amount	Pct Compl
2036A0053Z	Garnett Rd - Admiral Pl to 11th St S										
2036A0054Z	129th E Ave - 36th St N to Apache St			Keithline							
2036A0055Z	129th E Ave - Apache St to Pine St	Feb-23	Jun-23	HUB		90%	TBD	TBD	Tri-Star	\$760.00	
2036A0065Z	11th St S - Harvard Ave to Yale Ave	Aug-25	May-26	BKL		35%			ODOT-STP		
2036A0066Z	15th St S - Boston Ave to Denver Ave										
2036A0067Z	15th St S - Harvard Ave to Yale Ave	Nov-22	May-24	Garver	\$110	90%					
2036A0068Z	21st St S - Lewis Ave to Harvard Ave										
2036A0069Z	21st St S - Harvard Ave to Yale Ave										
2036A0070Z	Peoria Ave - 21st St S to 31st St S										
2036A0077Z	15th St S - Sheridan Rd to 73rd E Ave										
2036A0078Z	41st St S - Yale Ave to Sheridan Ave										
2036A0079Z	Yale Ave - 31st St S to 36th St S			K-H							
2036A0080Z	Yale Ave - 41st St S to I-44			K-H							
2036A0081Z	Sheridan Rd - 21st St S to 31st St S										
2036A0082Z	Sheridan Rd - 31st St S to 41st St S										
2036A0083Z	Sheridan Rd - 41st St S to 51st St S	Aug-25	Jul-25	Garver	\$363	90%					
2036A0086Z	Admiral Pl: 225th EA to 22200 Blk E Adm.			Keithline							
2036A0087Z	11th St S - 145th E Ave to 161st E Ave										
2036A0088Z	11th St S - 161st E Ave to 177th E Ave	Jun-23	Aug-24	TEP	\$54	90%					
2036A0089Z	11th St S - 177th E Ave to 193rd E Ave	Jun-23	Aug-24	TEP	\$84	90%					
2036A0090Z	21st St S - 145th E Ave to 161st E Ave								ODOT-STP		
2036A0091Z	21st St S - 161st E Ave to 177th E Ave								ODOT-STP		
2036A0092Z	31st St S - Garnett Rd to 129th E Ave										
2036A0093Z	41st St S - 177th E Ave to 193rd E Ave										
2036A0094Z	129th E Ave - 51st St S to 61st St S										
2036A0095Z	145th E Ave - 11th St S to 21st St S										
2036A0096Z	145th E Ave - 21st St S to 31st St S										
2036A0097Z	161st E Ave - 11th St S to 21st St S	Jun-23		TEP	\$91	90%					
2036A0108Z	61st St S - Sheridan Rd to Memorial Dr										
2036A0109Z	Memorial Dr - 51st St S 61st St S	Jan-23	May-24	Poe	\$438	90%					
2036A0110Z	Mingo Rd - 61st St S to 71st St S	Jun-24	Jul-25	HUB	\$130	90%			ODOT-STP		
2036A0111Z	Mingo Rd - 91st St S to 101st St S										
2036A0113Z	101st St S - Yale Ave to Sheridan Ave										
2036A0114Z	101st St S - Sheridan Rd to Memorial Dr										
2036A0115Z	111st St S - Yale Ave to Sheridan Rd										
2036A0116Z	121st St S - Yale Ave to Sheridan Rd										
2036A0117Z	Yale Ave - 61st St S to 71st St S										
2036A0118Z	Yale Ave - 111th St S to 121st St S	Dec-24	Sep-25	CEC	\$68	90%					
2036A0119Z	Sheridan Rd - 71st St S to 81st St S	Apr-25	Jul-25	HUB	\$138	90%			ODOT-STP		
2036A0122Z	41st St S - Riverside Dr to Peoria Ave										
2036A0123Z	41st St S - Peoria Ave to Lewis Ave										
2036A0124Z	Peoria Ave - 31st St S to 41st St S	Jun-23	Oct-24	Marquardt	\$59	67%			ODOT-STP		
2036A0125Z	Lewis Ave - 41st St S to I-44	Aug-22	Jun-24	Benham	\$85	90%					
	<b>Intersection Projects</b>										
2036A0022Z	36th St N & Harvard Ave Intersection	Sep-25	Sep-26	PEC	\$15	25%					
2036A0023Z	Apache St & MLK Jr Blvd Intersection	Sep-23	Nov-25	Benham	\$16	90%					
2036A0024Z	Pine St & Gilcrease Museum Rd Intersection	Sep-21	Jun-25	Poe	GMR	85%					
2036A0035Z	41st St S & Elwood Ave Intersection	Jan-23	Sep-23	BKL	\$223	90%	Sep-25				
2036A0036Z	51st St S & 33rd W Ave Intersection										
2036A0037Z	71st St S & Union Ave Intersection										

DESIGN							CONSTRUCTION				
Budget Number	Project Description	Estimated Start Date	Currently Anticipated Completion Date	Engineer	Contract Amount	Pct Compl	Adv or Contract Award Date	Currently Anticipated Completion Date	Contractor	Contract Amount	Pct Compl
2036A0038Z	81st St S & Union Ave Intersection										
2036A0056Z	36th St N & 129th E Ave Intersection	Nov-22	Aug-23	Keithline	\$65	90%					
2036A0057Z	Pine St & Sheridan Rd Intersection										
2036A0058Z	Pine St & Mingo Rd Intersection	Jan-23	Feb-24	Garver		88%			ODOT-STP		
2036A0059Z	Pine St & Garnett Rd Intersection	Jun-23	Oct-24	PEC	\$35	90%	Jun-26				
2036A0060Z	Admiral Pl & Sheridan Rd Intersection	Sep-24	Oct-25	CEC		65%					
2036A0061Z	Admiral Pl & Garnett Rd Intersection										
2036A0062Z	11th St S & Sheridan Rd Intersection										
2036A0063Z	11th St S & Mingo Rd Intersection										
2036A0071Z	11th St S & Peoria Ave Intersection										
2036A0073Z	11th St S & Harvard Ave Intersection										
2036A0074Z	15th St S & Harvard Ave Intersection	Mar-25	Feb-25	Garver	\$53	90%					
2036A0075Z	21st St S & Harvard Ave Intersection	Mar-24	Dec-24	Garver	\$130	90%					
2036A0076Z	31st St S & Peoria Ave Intersection	Jun-23		Marquardt	\$42	67%					
2036A0084Z	15th St S & Sheridan Rd Intersection										
2036A0085Z	41st St S & Yale Ave Intersection			K-H							
2036A0098Z	11th St S & 145th E Ave Intersection										
2036A0099Z	11th St S & 161st E Ave Intersection	Jun-23	Aug-24	TEP	\$16	90%					
2036A0100Z	11th St S & 177th E Ave Intersection	Jun-23	Aug-24	TEP	\$14	90%					
2036A0101Z	11th St S & 193rd E Ave Intersection	Jun-23	Aug-24	TEP	\$14	90%					
2036A0102Z	21st St S & 145th E Ave Intersection										
2036A0103Z	21st St S & 161st E Ave Intersection										
2036A0104Z	21st St S & 177th E Ave Intersection										
2036A0105Z	21st St S & 193rd E Ave Intersection										
2036A0106Z	31st St S & 145th E Ave Intersection										
2036A0107Z	41st St S & 177th E Ave Intersection										
2036A0112Z	91st St S & Memorial Dr Intersection										
2036A0120Z	121st St S & Yale Ave Intersection										
2036A0121Z	111th St S & Yale Ave Intersection	Dec-24	Sep-25	CEC	\$15	75%					
2036A0126Z	41st St S & Peoria Ave Intersection										
<b>Arterial Street Widening Projects:</b>											
2036W0001Z	Gilcrease Museum Rd - Pine to Admiral	Sep-22	Aug-23	Poe		90%	Nov-25	Dec-26	Becco	\$25,057	41%
2036W0002Z	81st St S - Tacoma Ave to Maybelle Ave			ODOT					ODOT		
2036W0003Z	81st St S & Elwood Ave Intersection	Oct-24	Dec-25	BKL	\$468	68%					
2036W0004Z	91st St S - Memorial Dr to Mingo Rd	Mar-20	Dec-23	Garver	\$814	95%	Jun-25	Feb-27	Tri-Star	\$12,800	65%
2036W0005Z	101st St S & Sheridan Rd Intersection	Nov-23	Aug-25	CEC	\$603	60%	Oct-27				
2036W0006Z	81st St S - Harvard Ave to Yale Ave	Jun-23	Jan-24	Garver	\$1,485	60%					
<b>Central Business District (CBD)</b>											
<b>Streets and Alleyways</b>											
2036D0001Z	4th St		Feb-24	Poe		60%	6/20/2025	TBD	Tri-Star		
2036D0002Z	MLK Ave & Detroit Ave north of BNSF	Aug-20	Feb-21	Poe	\$130	95%	Oct-21	May-22	Crossland	\$1,592	100%
2036D0003Z	Cincinnati Ave		Oct-23	Poe		25%					
2036D0004Z	Detroit Ave south of BNSF	Aug-23	Sep-24	Poe		30%					
2036D0005Z	Reconciliation Way	Aug-20	Feb-21	Poe		95%	Oct-21	May-22	Crossland	\$1,592	100%
2036D0006Z	Lansing Ave	Jun-23	Feb-24	Poe		60%	6/20/2025	TBD	Tri-Star		
2036D0007Z	Alleyways			Str & Stwtr							
<b>Bridge Maintenance &amp; Rehabilitation</b>											
2037B0201C	Bridge #201C	Oct-22	Oct-23	Benham	\$8	95%	9/19/2025	TBD	PBX		
2037B0216Z	Bridge #216			BKL		95%	6/13/2025	TBD	Becco w/ MZ1072	\$40	
2037B0219D	Bridge #219D										

CITY OF TULSA, OKLAHOMA  
 SALES TAX OVERVIEW COMMITTEE  
 TRANSPORTATION PROJECTS STATUS REPORT

Design & Construction as of:

02/28/26

DESIGN							CONSTRUCTION				
Budget Number	Project Description	Estimated Start Date	Currently Anticipated Completion Date	Engineer	Contract Amount	Pct Compl	Adv or Contract Award Date	Currently Anticipated Completion Date	Contractor	Contract Amount	Pct Compl
2037B0286Z	Bridge #286	Oct-22	Oct-23	Benham	\$8	95%	9/19/2025	TBD	PBX		
2037B0340Z	Bridge #340										
2037B0343Z	Bridge #343	Oct-22	Oct-23	Benham	\$4	95%	9/19/2025	TBD	PBX		
2037B0179Z	Bridge #179										
2037B0232Z	Bridge #232										
2037B0245Z	Bridge #245	Jan-21	Sep-21	Garver	\$89	95%	Sep-23	Jan-24	Gradeline	\$600	100%
2037B0258Z	Bridge #258	Jan-21	Sep-21	Garver	\$35	95%	Sep-23	Jan-24	Gradeline	\$300	100%
2037B0263Z	Bridge #263	Jul-21	Aug-25	CP&Y	\$30	95%	11/21/2025	TBD	Daris		
2037B0301Z	Bridge #301	Jul-21	Aug-25	CP&Y	\$30	95%	11/21/2025	TBD	Daris		
2037B0359Z	Bridge #359	Feb-22	Dec-22	Garver		95%	Aug-23	Feb-24	Daris	\$150	100%
2037B0232A	Bridge #232A	Jan-21	Sep-21	Garver		95%	TBD		Daris	\$1,610	
2037B0301A	Bridge #301A	Oct-25	Aug-25	CP&Y	\$32	95%	11/21/2025	TBD	Daris		
2037B0425Z	Bridge #425										
2037B0225Z	Bridge #225										
2037B0167Z	Bridge #167	Feb-22	Dec-22	Garver		90%	Aug-23	Feb-24	Daris	\$60	100%
2037B0173Z	Bridge #173			Poe							
2037B0236Z	Bridge #236										
2037B0241Z	Bridge #241	Jul-21		CP&Y	\$54	95%	11/21/2025	TBD	Daris		
2037B0261A	Bridge #261A	Feb-22	Dec-22	Garver		95%	Aug-23	Feb-24	Daris	\$120	100%
2037B0261B	Bridge #261B	Feb-22	Dec-22	Garver		95%	Aug-23	Feb-24	Daris	\$100	100%
2037B0269Z	Bridge #269	Oct-22	Oct-23	Benham		95%	9/19/2025	TBD	PBX		
2037B0474Z	Bridge #474										
2037B0482Z	Bridge #482										
2037B0153Z	Bridge #153										
2037B0183Z	Bridge #183										
2037B0252Z	Bridge #252										
2037B0271Z	Bridge #271										
2037B0322Z	Bridge #322	Oct-22	Jul-23	Benham	\$8	95%					
2037B0329Z	Bridge #329										
2037B0478Z	Bridge #478										
2037B0204Z	Bridge #204	Mar-21	Jul-24	CP&Y	\$35	90%	Aug-24	Apr-25	Bright Lighting	\$1,245	100%
2037B0315Z	Bridge #315	Aug-22	Feb-23	Keithline	\$8	95%	Sep-25	Jan-26	Tri-Star w/MZ 7109	\$49	100%
2037B0336Z	Bridge #336										
2037B0404Z	Bridge #404										
2037B0346Z	Bridge #346										
2037B0423Z	Bridge #423	Oct-22	Feb-25	Benham	\$8	90%	Sep-25	TBD	PBX		
2037B0424Z	Bridge #424										
2037B1000Z	Citywide Bridge Rehab and Inspection										
<b>Citywide Projects</b>											
<b>Citywide ADA Transition Plan Impl &amp; Update (ROW)</b>											
2036X0001Z	Transition Plan Update										
2036X0002Z	Transit Stops	Jan-23	Mar-24	Garver	\$165	90%	Dec-24	2/1/2025%	Tri-Star	\$1,459	100%
2036X0003Z	Signalized Intersections (Design)										
	Signalized Intersections (Harvard - 15th & 21st Signal)								144017-X	\$200,000	(See TD Proj)
	Signalized Intersections (11th & Delaware Signal)								144207	\$100,000	(See TD Proj)
	Signalized Intersections (Lewis - Apache & 36th N)									\$200,000	(See TD Proj)
	Signalized Intersections (51st - Mingo & US169)									\$200,000	(See TD Proj)
	Signalized Intersections (Utica - Pine & Admiral)									\$350,000	(See TD Proj)
	Signalized Intersections (11th & Utica)								144017- W & AX	\$200,000	(See TD Proj)
	Signalized Intersections (31st & Hudson)								144017-AA	\$200,000	(See TD Proj)

CITY OF TULSA, OKLAHOMA  
 SALES TAX OVERVIEW COMMITTEE  
 TRANSPORTATION PROJECTS STATUS REPORT

Design & Construction as of:

02/28/26

DESIGN							CONSTRUCTION				
Budget Number	Project Description	Estimated Start Date	Currently Anticipated Completion Date	Engineer	Contract Amount	Pct Compl	Adv or Contract Award Date	Currently Anticipated Completion Date	Contractor	Contract Amount	Pct Compl
2036S0001Z	Sidewalk Corridors										
2036X0004Z	Citywide Infrastructure Partnership Funds										
2036N0001Z	Citywide Non-Arterial Routine & Preventive										
2036A1000Z	Citywide Arterial Routine and Preventive										
2036A1001Z	Pavement Reinspection										
2035X0001Z	Transit-MTTA-Route 66 Bus Rapid Transit			HNTB	\$1,317	80%					
2036X0006Z	Signal Installation, Repair and Replace (Harvard - 15th to 21st)			Garver	\$15,750	(See TD Proj)				\$600,000	(See TD Proj)
2036X0006Z	Signal Installation, Repair and Replace (11th & Utica)									\$600,000	(See TD Proj)
	<b>Bicycle-Pedestrian Infrastructure</b>										
2036S0002Z	Go Plan Implementation - Engineering			Garver							
2036S0003Z	Go Plan Implementation-Traffic Operation			Traffic							
2036S0004Z	Arterial Sidewalk			Strt & Strmwtr							
2036S0005Z	Non Arterial Sidewalk			Strt & Strmwtr							
2036X0011Z	Arena District Mstr Plan Implementation			Landplan					ODOT-STP		
<b>COMPLETED Projects --FUNDS 4281-4285</b>											
<b>Arterial Street Rehabilitation Projects:</b>											
	<b>Arterial Street Projects:</b>										
2036A0027Z	61st St S - Lewis Ave to Harvard Ave	Jun-22	Jan-23	COT	\$49	100%	Apr-24	24-Jun	Becco	\$679	100%
2036A0064Z	11th St S - Utica Ave to Lewis Ave			Wallace		100%			TIF-IDP		100%
2036A0002Z	46th St N - Peoria Ave to Lewis Ave	Apr-22	Mar-23	C&K	\$273	100%	May-24	Jan-25	Becco	\$2,967	100%
2036A0017Z	Peoria Ave - 56th St N to 46th St N	Apr-22	Mar-23	C&K	\$273	100%	May-24	Jan-25	Becco	\$2,697	100%
2036A0018Z	Peoria Ave - 46th St N to 36th St N	Apr-22	Mar-23	C&K	\$273	100%	May-24	Jan-25	Becco	\$2,697	100%
2036A0031Z	Delaware Ave - 81st St S to 91st St S	Jun-23	Nov-23	BKL	\$109	100%	Jun-24	24-Oct	Crossland Heavy	\$1,421	100%
2036A0072Z	11th St S & Lewis Ave Intersection			Wallace		100%			TIF-IDP		100%
<b>Non-Arterial Street Rehabilitation Projects:</b>											
2036N6142Z	Maintenance Zone 6142:	Jul-22	Nov-22	C&K	\$50	100%	Oct-23	Dec-23	Ellsworth	\$543	100%
2036N9050Z	Maintenance Zone 9050:	Jan-21	Sep-21	CP&Y	\$98	100%	Mar-24	Oct-24	R&L Construction	\$1,162	100%
2036N8057Z	Maintenance Zone 8057:	Feb-21	Mar-22	Wallace	\$107	100%	Aug-23	Nov-23	Ellsworth	\$1,478	100%
2036N7060Z	Maintenance Zone 7060:	Dec-20	Dec-21	HUB	\$73	100%	Jan-24	May-24	Gradeline	\$1,483	100%
<b>TOTAL FUNDS 4281-4285 - 2020 STREETS GENERAL OBLIGATION BOND</b>											

\* Same design contract for \$35,000

\*\* Same design contract for \$15,000

\*\*\* Total contract with Becco is \$4,448,000 for stormwater project 993311 & street projects 6008-014180 & 6312-994526

DESIGN							CONSTRUCTION				
Budget Number	Project Description	Estimated Start Date	Currently Anticipated Completion Date	Engineer	Contract Amount	Pct Compl	Adv or Contract Award Date	Currently Anticipated Completion Date	Contractor	Contract Amount	Pct Compl
<b>FUND 405 - SALES TAX FUND (2014)</b>											
144003	Citywide guardrail replacement (materials & misc repairs)			Misc.	\$119,073	100%					
	Citywide guardrail replacement (Condition Analysis & Inventory)			Kimley Horn	\$350,000	100%					
	Citywide guardrail replacement (Repairs)			Garver	\$127,600	64%			Becco	\$403,328	100%
144004	Citywide traffic signalization (materials & misc repairs)			Misc.	\$537,536	100%					
	Citywide traffic signalization (ATMS & TMC)			Misc.	\$394,942	100%					
	Citywide traffic signalization (On-call timing)			Kimley Horn	\$400,000	100%					
	Citywide traffic signalization (Inventory)			Kimley Horn	\$493,553	100%					
	Citywide traffic signalization (SS4A Match)				\$173,878	100%					
144005	Roadway, pedestrian, and decorative lighting replacement (materials and misc repairs)			Misc.	\$417,044	100%					
	Roadway, pedestrian, and decorative lighting replacement (On-call services)			Garver	\$100,000	100%					
	Roadway, pedestrian, and decorative lighting replacement (repair services)								TLS	\$482,956	100%
144006	Signing, pavement marking and delineation (Materials)				\$1,035,369	100%					
	Signing, pavement marking and delineation (Inventory)			Kimley Horn	\$706,199	100%					
	Signing, pavement marking and delineation (Installation Services)								Direct Traffic Control	\$87,500	100%
	Signing, pavement marking and delineation (Installation Services)								Action Safety	\$137,500	100%
	Signing, pavement marking and delineation (SS4A Grant Match)				\$533,432	100%					
144007	Traffic calming (Administration)			CEC	\$375,000	100%					
	Traffic calming (Materials and Installation)			Misc.	\$625,000	100%					
144008	Traffic signal installation, modification, and safety improvements (Materials and Repairs)			Misc.	\$1,679,635	100%					
	Traffic signal installation, modification, and safety improvements (School Pager System Replacement)			RTC	\$335,435	100%					
	Traffic signal installation, modification, and safety improvements (61st & 90th E. Ave. Signalization)			Gonzalez	\$25,803	100%			TLS	\$204,803	100%
	Traffic signal installation, modification, and safety improvements (31st & 121st E. Ave. Signalization)			Garver	\$41,098	100%			Gradeline	\$394,762	100%
	Traffic signal installation, modification, and safety improvements (Inventory)			Kimley Horn	\$835,644	100%					
	Traffic signal installation, modification, and safety improvements (SS4A Grant Match)				\$187,987	100%					
144009	Traffic signal pole replacement (Materials and Repairs)			Misc.	\$9,760	100%					

DESIGN							CONSTRUCTION				
Budget Number	Project Description	Estimated Start Date	Currently Anticipated Completion Date	Engineer	Contract Amount	Pct Compl	Adv or Contract Award Date	Currently Anticipated Completion Date	Contractor	Contract Amount	Pct Compl
	Traffic signal pole replacement Green Arm Pole Matching Funds)					100%			ODOT Grant Match	\$582,389	
	Traffic signal pole replacement (Lighting Pole Study and Design)			Garver	\$178,360	95%					
	Traffic signal pole replacement (ODOT Project Matching Funds - BA Expwy)					100%			ODOT Grant Match	\$66,056	
	Traffic signal pole replacement (SS4A Grant Match)				\$163,435	100%					
144010	Creek Turnpike Trail pedestrian bridge over Memorial Dr. (\$200,000 for study only)			Garver	\$93,900	100%					
	Creek Turnpike Trail pedestrian bridge over Memorial Dr. (\$200,000 for study only) - REAPPROPRIATED to 144008				\$106,100	100%					
144011	GPS emergency vehicle preemption system (approx. 30 intersections) - BUILD Grant Matching Funds for EVP/TSP system				\$400,000	100%					
<b>TOTAL FUND 405 INCOMPLETE PROJECTS</b>											
<b>FUNDS 4281-4285 - 2020 STREETS GENERAL OBLIGATION BOND</b>											
<b>Citywide Projects</b>											
<b>Citywide ADA Transition Plan Impl &amp; Update (ROW)</b>											
2036X0003Z	Signalized Intersections (Design)										
	Signalized Intersections (Harvard - 15th & 21st Signal)									\$200,000	(See TD Proj)
	Signalized Intersections (11th & Delaware Signal)									\$100,000	(See TD Proj)
	Signalized Intersections (Lewis - Apache & 36th N)									\$200,000	(See TD Proj)
	Signalized Intersections (51st - Mingo & US169)									\$200,000	(See TD Proj)
	Signalized Intersections (Utica - Pine & Admiral)									\$350,000	(See TD Proj)
	Signalized Intersections (11th & Utica)									\$200,000	(See TD Proj)
	Signalized Intersections (31st & Hudson)									\$200,000	(See TD Proj)
<b>Traffic Engineering</b>											
2036X0005Z	Signal Coordination & Communication (TMC)			Misc.	\$362,884	100%					
	Signal Coordination & Communication (On-Call)			Kimley-Horn	\$200,000	73% was 64% in Feb					
	Signal Coordination & Communication (SS4A Grant Match)			SS4A	\$111,717						
	Signal Coordination & Communication (Hardware)			Econolite	\$100,000	100%					
	Signal Coordination & Communication (TD Project Funding)			Misc.	\$225,399	0%					
2036X0006Z	Signal Installation, Repair and Replace (Repairs)			Misc.	\$724,037	41% was 45% in Feb					
	Signal Installation, Repair and Replace (Equipment)			Misc.	\$828,210	100%					
	Signal Installation, Repair and Replace (Harvard - 15th to 21st)			Garver	\$15,750	(See TD Proj)				\$600,000	(See TD Proj)
	Signal Installation, Repair and Replace (31st - Yale to Sheridan)			Garver	\$26,000	(See TD Proj)					
	Signal Installation, Repair and Replace (11th & Utica)									\$600,000	(See TD Proj)
2036X0007Z	Traffic Calming (Administration & Design)			Misc.	\$430,074	100%					
	Traffic Calming (Materials and installation)								APAC	\$69,715	100%
2036X0008Z	Lighting Repair and Replacement (Citywide, On-Call)			Garver	\$57,000	38% was 29% in Feb			3rd Generation Electric	\$397,261	74% was 14%
	Lighting Repair and Replacement (BA)								ODOT	\$7,560	100%
	Lighting Repair and Replacement (Materials)			Misc.	\$129,107	77%					
	Lighting Repair and Replacement (WZ Traffic Control)								Advanced WZ	\$50,000	100%
2036X0009Z	Pavement Markings and Signs (Materials)			Misc.	\$829,984	100%					
	Pavement Markings and Signs (Equipment)			Misc.	\$68,434	100%					
	Pavement Markings and Signs (Administration)			CEC	\$200,000	100% was 96% in Feb					
	Pavement Markings and Signs (SS4A Grant Match)			SS4A	\$832,551						
	Pavement Markings and Signs (Contractor Services)								Action Safety	\$350,000	46% was 22%
	Pavement Markings and Signs (Contractor Services)								Direct	\$450,000	67% was 41%
2036X0010Z	Guardrail Repair and Replacement (Repairs and Materials)			Misc.	\$474,403	97% was 95% in Feb					

DESIGN						CONSTRUCTION					
Budget Number	Project Description	Estimated Start Date	Currently Anticipated Completion Date	Engineer	Contract Amount	Pct Compl	Adv or Contract Award Date	Currently Anticipated Completion Date	Contractor	Contract Amount	Pct Compl
	Guardrail Repair and Replacement (Citywide)			Advertisement	\$657	100%			Becco	\$430,482	100%
2039X0009Z	Traffic Studies (Street Light Data Services)			INCOG	\$175,000	55%					
	Traffic Studies (KH Review Contract)			Kimley Horn	\$75,000	<b>48% was 44% in Feb</b>					
<b>TOTAL FUNDS 4281-4285 - 2020 STREETS GENERAL OBLIGATION BOND</b>											

\* Same design contract for \$35,000

\*\* Same design contract for \$15,000

\*\*\* Total contract with Becco is \$4,448,000 for stormwater project 993311 & street projects 6008-014180 & 6312-994526

(6) Finance  
and  
Economic Factor



Ashley Webb  
Chair

Ashley R. Webb  
Riggs, Abney, Neal, Turpen, Orbison & Lewis Inc.  
Attorney At Law  
Tulsa, OK 74119  
(918) 699-8905

**To:** City Council  
**Date:** May 6, 2026  
**Subject:** May Report to City Council

Attached is the April 2026 Sales Tax Overview Committee (STOC) Status Report

**2006 Special Extended Sales Tax**

March expenditures totaled \$20,000, of which \$15,000 was spent on the Public Facilities Renovation project. Encumbrances and commitments total \$707,000. Current appropriations for the 2006 Third Penny Sales Tax Extension Fund total \$273,275,000. There is a current appropriation balance of \$4,744,000.

**2008 Sales Tax Special Temporary Streets**

There were no expenditures in March. Encumbrances and commitments total \$48,000. Current appropriations for the 2008 Sales Tax Special Temporary Streets Fund total \$149,658,000. There is a current appropriation balance of \$4,165,000.

**2014 Sales Tax**

March expenditures totaled \$1,739,000, of which \$753,000 was spent on the Animal Shelter Expansion: Phase 1 project. Encumbrances and commitments total \$42,975,000. Current appropriations for the 2014 Sales Tax Fund total \$580,369,000. There is a current appropriation balance of \$55,358,000.

**2016 Sales Tax**

March expenditures totaled \$2,120,000, of which \$1,910,000 was spent on the Tulsa Vision Advanced Sales Tax Revenue Bonds debt service project. Encumbrances and commitments total \$6,178,000. Current appropriations for the 2016 Sales Tax Fund total \$434,744,000. There is a current appropriation balance of \$64,938,000.

**2016 Revenue Bond**

March expenditures totaled \$3,000, of which \$2,000 was spent on the South Mingo Corridor project. Encumbrances and commitments total \$4,046,000. Current appropriations for the 2016 Revenue Bond Fund total \$350,600,000. There is a current appropriation balance of \$5,993,000.

**2020 Sales Tax**

March expenditures totaled \$946,000, of which \$470,000 was spent on the Capital Equipment project. Encumbrances and commitments total \$21,734,000. Current appropriations for the 2020 Sales Tax Fund total \$188,585,000. There is a current appropriation balance of \$57,909,000.

**2023 Sales Tax**

March expenditures totaled \$22,000, of which \$20,000 was spent on the Citywide Arterial Streets Rehabilitation and Replacement project. Encumbrances and commitments total \$18,348,000. Current appropriations for the 2023 Sales Tax Fund total \$65,173,000. There is a current appropriation balance of \$46,803,000.

**2024 General Obligation Bonds**

March expenditures totaled \$1,242,000, of which \$577,000 was spent on the Citywide Arterial Streets Rehabilitation and Replacement project. Encumbrances and commitments total \$52,604,000. Current appropriations for the 2024 General Obligation Bonds Fund total \$210,185,000. There is a current appropriation balance of \$100,384,000.

**2020 General Obligation Bonds**

March expenditures totaled \$4,786,000, of which \$3,568,000 was spent on the Gilcrease Rd: Pine St to Admiral Blvd project. Encumbrances and commitments total \$50,094,000. Current appropriations for the 2020 General Obligation Bonds Fund total \$278,210,000. There is a current appropriation balance of \$109,081,000.

**2014 General Obligation Bonds**

March expenditures totaled \$113,000, of which \$128,000 was spent on the Maintenance Zone 3017 project. Encumbrances and commitments total \$29,564,000. Current appropriations for the 2014 General Obligation Bonds Fund total \$355,000,000. There is a current appropriation balance of \$28,880,000.

**2008 General Obligation Bonds**

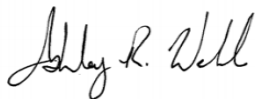
There were no expenditures in March. Encumbrances and commitments total \$331,000. Current appropriations for the 2008 General Obligation Bonds Fund total \$231,104,000. There is a current appropriation balance of \$520,000.

**2005 General Obligation Bonds**

There were no expenditures in March. There are currently no encumbrances or commitments. Current appropriations for the 2005 General Obligation Bonds Fund total \$75,966,000. There is a current appropriation balance of \$13,000.

Respectfully submitted,

Ashley Webb, Chair



Attachments

cc: Christy Basgall  
Jarrod Moore  
Jake Epp

# **Report On Tulsa Economic Indicators February 2026**

## **Economic Overview**

The next Economic Overview will be published with the March 2026 Report.

## **Wage & Salary Employment Conditions**

Tulsa's labor force increased this month, ending at 536,000 participants. Overall employment for our area retreated to 512,700. The area unemployment rate was reported at 4.1% for February - which is higher than last month. Unemployment for the area was 3.9% during the same month last year. According to the second employment survey, Wage and Salary Employment increased in February, to report a total of 479,000. The Manufacturing sector increased slightly this month, reporting 54,000 jobs. The Service sector grew this month; the position count is 246,700 for February. The Trade sector decreased this month, coming to 86,800 total positions.

## **Freight Conditions**

Freight at the Port of Catoosa reported 99,673 of barge tonnage for the month, this is compared to the previous month of 134,603 tons. Compared to last month, we have experienced a decrease of 26% in barge tonnage. YoY figures also indicate a 4% decrease. At Tulsa Int'l Airport, passenger counts were higher than February last year, showing a small increase, around 1% increase from last year. Freight shipments have also been lower.

## **Enterprise Customers**

Month over month total Sewer customers saw an increase in February, totaling 136,792 for the current period. The current customer base is higher than the same month last year. The water customer count saw an increase in February from the previous period, totaling 148,915 for the month. The current customer base is 0.62% greater than the same month a year ago.

## **Price Indices**

PPI rose by 3.4% in February, increasing from last month.

MCI stayed level at 328.0 again.

CPI in February stayed level, coming in at 2.4%

## **Bond Rates (not updated since previous period)**

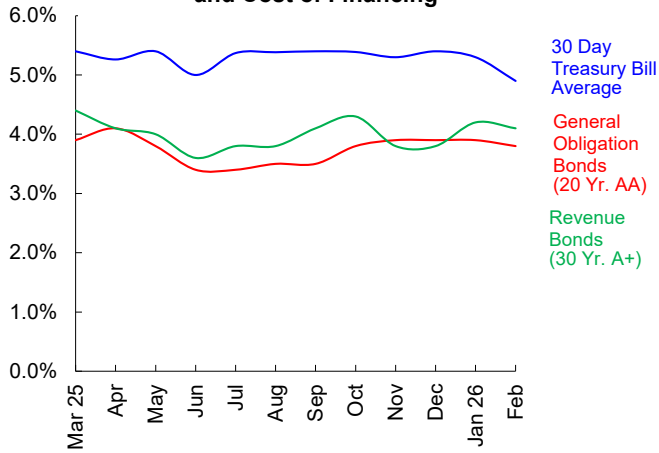
20-Year GO Bond rates were 4.66% in February, slightly lower.

Revenue Bonds (A+) increased slightly to 5.07%

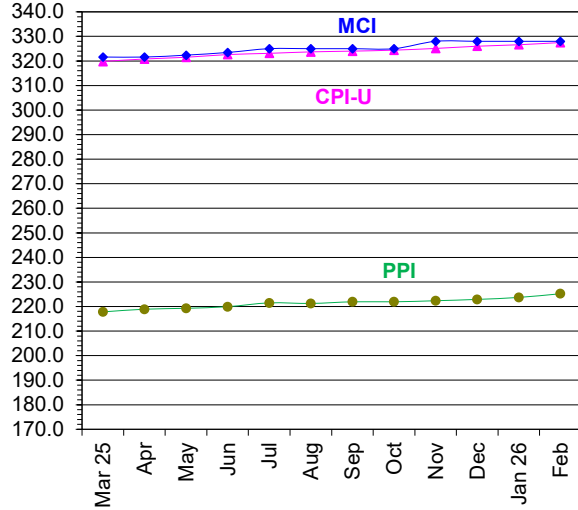
30-Day T Bill rates declined to 3.62% for February.

2/1/2026

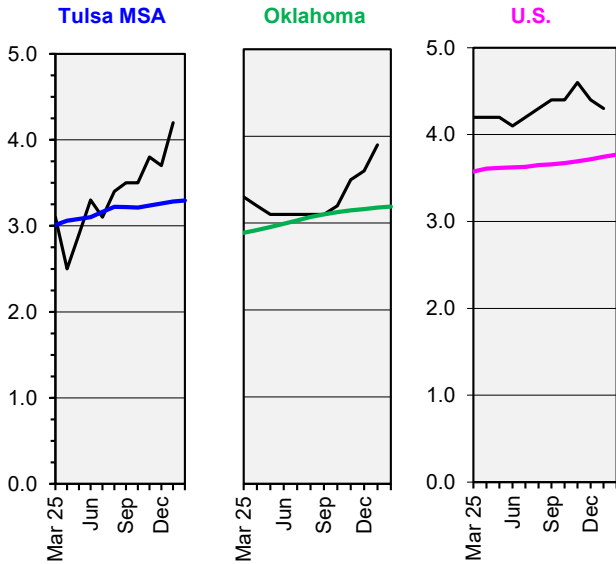
**Rates on Municipal Investments and Cost of Financing\*\***



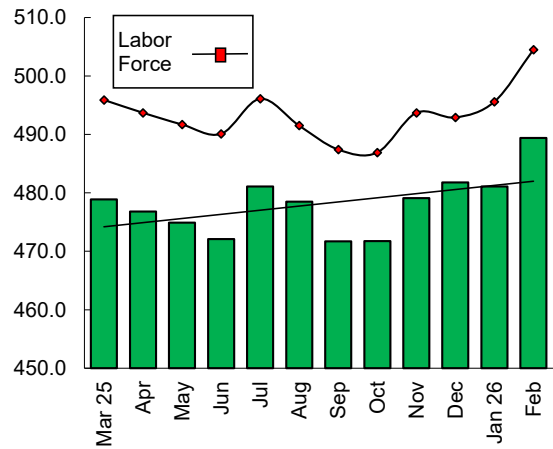
**Consumers, Producers, and Municipal Price/Cost Indices**



**Monthly (- -) and Average (—) Unemployment Rates (Most Recent 12 Months)**



**Tulsa MSA Wage & Salary Employment, 12 Month MA, and Labor Force (000's)**



# Tulsa Economic Indicators

## Most Recent Twelve Months

(unless otherwise Indicated)

	March 25 to February 26	March 24 to February 25	Change
<b>Wage &amp; Salary</b>			
<b>Employment (TMSA 12 Mo. Avg.):</b>	<u>Feb-26</u>	<u>Feb-25</u>	
<b>Manufacturing</b>	54,200	53,800	0.7%
<b>Services</b>	247,300	244,800	1.0%
<b>Trade</b>	87,400	87,100	0.3%
<b>Other</b>	<u>93,700</u>	<u>94,000</u>	(0.3%)
<b>Total</b>	482,600	479,700	0.6%
<b>Unemployment Rates (TMSA 12 Mo. Avg):</b>			
	<u>Feb-26</u>	<u>Feb-25</u>	
<b>Tulsa MSA</b>	3.4%	3.4%	0.0%
<b>Oklahoma</b>	3.4%	3.4%	0.0%
<b>United States</b>	4.3%	4.1%	0.2%
<b>Air Passengers (YTD)</b>	<u>Feb-26</u>	<u>Feb-25</u>	
	1,339,344	1,357,674	(1.4%)
<b>Barge Tonnage (YTD):</b>	<u>Feb-26</u>	<u>Feb-25</u>	
	1,164,811	1,406,481	(17.2%)
<b>*Price and Cost Indices:</b>			
	<u>Feb-26</u>	<u>Feb-25</u>	
<b>Consumer Price Index - Urban</b>	327.5	319.1	2.6%
<b>Producer Price Index</b>	225.2	218.9	2.9%
<b>Municipal Cost Index (Est.)</b>	328.0	321.3	2.1%
(Indices are not adjusted for seasonality)			
<b>*Financial Rates (Monthly Avg.):</b>			
	<u>Feb-26</u>	<u>Feb-25</u>	
<b>30-Day Treasury Bill</b>	3.62%	4.32%	(0.70)
<b>Municipal General Obligation Bond Buyer 11 Bond Index (20 Yr. A-AAA)</b>	4.66%	3.89%	0.77
<b>Municipal Revenue Bond Buyer 25 Bond Index (25 Yr. A-AA+)</b>	5.07%	3.70%	1.37
<b>Utilities:</b>			
	<u>Feb-26</u>	<u>Feb-25</u>	
<b>Water Customers</b>	148,900	147,900	0.7%
<b>Sewer Customers</b>	136,800	135,800	0.7%

**Short Term Capital Purchases Summary (Fund 477) as of March 2026  
2006 Sales Tax Capital Equipment Replacement Report**

<b>Department/Entitiy</b>	<b>Appropriations</b>	<b>Month's Expenditures</b>	<b>Year to Date Expenditures</b>	<b>Encumbrances Commitments</b>	<b>Balance</b>
Finance	\$ 186,501	\$ -	\$ 93,543	\$ -	\$ 92,958
Asset Management	\$ 780,352	\$ 23,030	\$ 330,896	\$ 151,054	\$ 298,403
Communications	\$ 4,000	\$ -	\$ -	\$ -	\$ 4,000
Information Technology	\$ 7,080,638	\$ 44,195	\$ 260,311	\$ 2,834,754	\$ 3,985,573
Police	\$ 10,722,347	\$ 390,068	\$ 4,348,104	\$ 6,021,185	\$ 353,058
Fire	\$ 4,076,620	\$ 205,942	\$ 423,724	\$ 2,682,084	\$ 970,812
Animal Services	\$ 164,700	\$ 16	\$ 93,666	\$ 12,127	\$ 58,908
Public Works	\$ 4,916,617	\$ 7,323	\$ 212,864	\$ 4,170,275	\$ 533,478
Parks & Recreation Manage Entities - Culture & Recreation	\$ 1,038,917	\$ 248,641	\$ 308,252	\$ 617,060	\$ 113,605
Planning and Neighborhoods	\$ 173,000	\$ -	\$ -	\$ -	\$ 173,000
Development Services	\$ 608,533	\$ 113,625	\$ 113,730	\$ 141,208	\$ 353,596
Transfer	\$ 112,000	\$ -	\$ -	\$ -	\$ 112,000
River Parks	\$ 276,840	\$ -	\$ 123,000	\$ -	\$ 153,840
Transfer to Tulsa Transit*	\$ 284,038	\$ -	\$ 125,000	\$ 159,038	\$ -
	\$ 200,789	\$ -	\$ 200,789	\$ -	\$ -
	<b>\$ 30,871,892.00</b>	<b>\$ 1,032,840.73</b>	<b>\$ 6,879,877.81</b>	<b>\$ 16,788,784.11</b>	<b>\$ 7,203,231.00</b>

\* Total appropriation is transferred to the agency in a lump sum during the year and incorporated into their budget.

**City of Tulsa**  
**Department of Finance**  
**FINANCIAL REPORT**



**FINANCE**  
Budget and Planning

**SALES TAX OVERVIEW COMMITTEE**

PERIOD ENDING **March 31, 2026**

**City of Tulsa**

# Department of Finance

## FINANCIAL REPORT



**FINANCE**  
Budget and Planning

**Monroe Nichols**

**Mayor**

**Christy Basgall**  
**Director of Finance**

MAYOR

MONROE NICHOLS

CITY COUNCIL

VANESSA HALL-HARPER ..... DISTRICT 1  
ANTHONY ARCHIE ..... DISTRICT 2  
JACKIE DUTTON ..... DISTRICT 3  
LAURA BELLIS ..... DISTRICT 4  
KAREN GILBERT ..... DISTRICT 5  
CHRISTIAM BENGEL ..... DISTRICT 6  
LORI DECTER WRIGHT ..... DISTRICT 7  
PHIL LAKIN JR ..... DISTRICT 8  
CAROL BUSH ..... DISTRICT 9

CITY AUDITOR

Nathan Pickard

SALES TAX OVERVIEW COMMITTEE

Ashley Webb, Chair  
Linda Jenkins, Vice Chair  
Scott Grizzle, Secretary

Charles Wilkes	Linda Jenkins
Scott Asbjornson	Sylvia Powell
Ashley Webb	Tige Rodgers
Kathy Sebert	James Deming
Maia Treleven	Steve King
Matt Meyer	Paul Hassink
Deborah McKinney	Pamela Amburgy
Scott Grizzle	Mareo Johnson
Jennifer White	Brett Freisen
Uriah Davis	Jessica Reyes

**SALES TAX OVERVIEW COMMITTEE REPORT**  
**Table of Contents**

<u>FUND NO.</u>	<u>PAGE NO.</u>
<b>TABLE OF CONTENTS .....</b>	<b>3</b>
<b>CONSOLIDATED REPORTS</b>	
Balance Sheets .....	4
Schedule of Sales Tax Revenue .....	5
<b>402.....2006 SPECIAL EXTENDED SALES TAX.....</b>	<b>6</b>
Statement of Revenue, Expenditures, and Encumbrances.....	8
<b>405.....2014 EXTENDED 1.1% SALES TAX.....</b>	<b>9</b>
Statement of Revenue, Expenditures, and Encumbrances.....	12
<b>409.....2020 SALES TAX.....</b>	<b>13</b>
Statement of Revenue, Expenditures, and Encumbrances.....	14
<b>4000 .....2016 LIMITED PURPOSE TEMPORARY SALES TAX .....</b>	<b>15</b>
Statement of Revenue, Expenditures, and Encumbrances.....	16
<b>4001 .....2016 VISION ADVANCE FUNDED REVENUE BOND FUND.....</b>	<b>17</b>
Statement of Revenue, Expenditures, and Encumbrances.....	18
<b>4003 .....2016 VISION ADVANCE FUNDED REVENUE BOND FUND.....</b>	<b>19</b>
Statement of Revenue, Expenditures, and Encumbrances.....	20
<b>4004 .....2016 VISION ADVANCE FUNDED REVENUE BOND FUND.....</b>	<b>21</b>
Statement of Revenue, Expenditures, and Encumbrances.....	22
<b>4270-4276 .....2014 GO BOND FUNDS .....</b>	<b>23</b>
Statement of Revenue, Expenditures, and Encumbrances.....	28
<b>4281-4285 .....2020 GO BOND FUNDS .....</b>	<b>29</b>
Statement of Revenue, Expenditures, and Encumbrances.....	38
<b>4291-4296 .....2024 GO BOND FUNDS .....</b>	<b>39</b>
Statement of Revenue, Expenditures, and Encumbrances.....	41
<b>COMBINED STATEMENT OF OTHER FUND ACTIVITY .....</b>	<b>42</b>
(401, 403, 404, 425, 426) .....	43
<b>BUDGET ACTIONS.....</b>	<b>44</b>

**CITY OF TULSA, OKLAHOMA  
SALES TAX OVERVIEW COMMITTEE REPORT  
BALANCE SHEET  
March 2026**

	FUND 402 2006 SPECIAL EXTENDED SALES TAX	FUND 405 2014 EXTENDED 1.1% SALES TAX	FUND 409 2020 SALES TAX	FUND 4000 2016 LIMITED PURPOSE TEMPORARY SALES TAX	FUNDS 4270 through 4278 2014 GO BOND FUNDS	FUNDS 4281 through 4285 2020 GO BOND FUNDS	FUNDS 4291 through 4296 2024 GO BOND FUNDS	TOTAL
<b>ASSETS:</b>								
POOLED EQUITY WITH TREASURER	5,820,666.70	116,117,570.75	90,469,993.38	\$164,138,846.89	\$659,182.77	\$103,357,754.72	\$99,387,212.60	\$480,564,015.21
ACCRED INTERST RECEIVABLE	45,905.65	938,318.24	713,183.90	1,324,973.42				\$3,022,381.21
OTHER CURRENT RECEIVABLES								
TAX RECEIVABLE				1,538,230.90				\$1,538,230.90
<b>TOTAL ASSETS</b>	<b>\$5,866,572.35</b>	<b>\$117,055,888.99</b>	<b>\$91,183,177.28</b>	<b>\$167,002,051.21</b>	<b>\$659,182.77</b>	<b>\$103,357,754.72</b>	<b>\$99,387,212.60</b>	<b>\$485,124,627.32</b>
<b>LIABILITIES, RESERVES, AND FUND BALANCE:</b>								
<b>LIABILITIES AND RESERVE FOR ENC.:</b>								
ACCOUNTS PAYABLE		38,299.49	100,804.80	10,000.00	(27,743.83)	29,357.36	6,751.44	150,717.82
CONTRACTS PAYABLE - RETAINAGE	25,969.79	632,306.17	5,976.40	99.74	866,760.65	1,004,684.68	123,709.32	2,535,797.43
CONTRACTS RETAINAGE CLEAR								
PURCHASING CARD ESCROW								
DUE TO OTHER FUNDS								
ADVANCES FROM OTHER FUNDS								
RESERVE FOR ENCUMBRANCES	707,360.59	40,861,872.75	13,479,352.34	6,059,686.05	27,730,139.92	37,610,617.90	51,520,415.32	126,449,029.55
RESERVE FOR COMMITMENTS								
<b>UNENCUMBERED FUND BALANCE:</b>								
APPROPRIATED	4,743,919.33	55,357,639.81	57,908,896.02	64,937,608.61	294,095.52	28,880,188.51	47,597,161.52	212,122,347.80
UNAPPROPRIATED	389,322.64	20,165,770.77	19,688,147.72	95,994,656.81	45,047,378.48	35,832,906.27	139,175.00	217,118,182.69
RESERVED FOR ADVANCES								
<b>TOTAL FUND BALANCE</b>	<b>5,133,241.97</b>	<b>75,523,410.58</b>	<b>77,597,043.74</b>	<b>160,932,265.42</b>	<b>45,341,474.00</b>	<b>64,713,094.78</b>	<b>47,736,336.52</b>	<b>429,240,530.49</b>
<b>TOTAL LIABILITIES, RESERVES, AND FUND BALANCE</b>	<b>\$5,866,572.35</b>	<b>\$117,055,888.99</b>	<b>\$91,183,177.28</b>	<b>\$167,002,051.21</b>	<b>\$73,910,630.74</b>	<b>\$103,357,754.72</b>	<b>\$99,387,212.60</b>	<b>\$558,376,075.29</b>

**CITY OF TULSA, OKLAHOMA**  
**SALES TAX OVERVIEW COMMITTEE REPORT**  
**SCHEDULE OF SALES TAX REVENUE**  
**March, 2026**

Month	COMPARISON TO BUDGET (2024-2025)			COMPARISON TO PRIOR YEAR		AMOUNT INCREASE (DECREASE)	PERCENT INCREASE/DECREASE	
	BUDGET	ACTUAL	DIFFERENCE	2023-2024	2024-2025		ACTUAL	BUDGET
	AMOUNT	AMOUNT		ACTUAL	ACTUAL			
July	\$10,417,759.00	\$ 10,209,695.22	\$ (208,063.78)	\$ 9,996,764.50	\$ 10,209,695.22	\$ 212,930.72	2.1%	4.2%
August	\$10,518,582.00	\$ 11,034,011.60	515,429.60	\$ 10,079,388.62	\$ 11,034,011.60	954,622.98	9.5%	4.4%
September	\$10,275,730.00	\$ 10,523,260.75	247,530.75	\$ 10,181,108.56	\$ 10,523,260.75	342,152.19	3.4%	0.9%
October	\$10,069,835.00	\$ 10,298,709.22	228,874.22	\$ 10,170,441.73	\$ 10,298,709.22	128,267.49	1.3%	-1.0%
November	\$10,107,115.00	\$ 10,602,274.93	495,159.93	\$ 9,854,520.61	\$ 10,602,274.93	747,754.32	7.6%	2.6%
December	\$10,159,720.00	\$ 10,644,989.48	485,269.48	\$ 10,530,488.72	\$ 10,644,989.48	114,500.76	1.1%	-3.5%
January	\$10,519,477.00	\$ 10,912,536.62	393,059.62	\$ 10,730,724.45	\$ 10,912,536.62	181,812.17	1.7%	-2.0%
February	\$10,604,633.00	\$ 11,069,070.26	464,437.26	\$ 10,724,508.29	\$ 11,069,070.26	344,561.97	3.2%	-1.1%
March	\$ 9,470,889.00	\$ 9,315,529.64	(155,359.36)	\$ 8,969,145.18	\$ 9,315,529.64	346,384.46	3.9%	5.6%
April	\$ 9,790,532.00			\$ 9,188,771.68				6.5%
May	\$ 10,442,282.00			\$ 10,370,067.56				0.7%
June	\$ 10,160,641.00			\$ 10,170,295.10				-0.1%
<b>TOTAL</b>	<b>\$ 122,537,195.00</b>	<b>\$ 94,610,077.72</b>	<b>\$ 2,466,337.72</b>	<b>\$ 120,966,225.00</b>	<b>\$ 94,610,077.72</b>	<b>\$ 3,372,987.06</b>	<b>3.7%</b>	<b>1.3%</b>

PERCENT INCREASE (DECREASE) 2.61%

# **2006 SPECIAL EXTENDED SALES TAX**

**FUND 402**

**(SIXTH THIRD PENNY SALES TAX PROGRAM)**

# 2006 Special Extend Sales Tax

Fund 402  
As of: 3/31/2026

\$ 273,274,569.47 \$ 19,289.00 \$ 280,875.29 \$ 267,823,289.55 \$ 707,360.59 \$ - \$ 4,743,919.33

Fund	Project	Project Title	Revised budget	MTD Actual	YTD Actual	LTD Actual	Encumb	Committed	Balance	Status
402	016240	Site Acq. For Addnl. Station	\$ 5,300,000.00	\$ -	\$ -	\$ 4,834,838.97	\$ -	\$ -	\$ 465,161.03	Active
402	017110	General Park Improvements	\$ 4,829,359.78	\$ -	\$ -	\$ 4,828,917.98	\$ 441.80	\$ -	\$ -	Active
402	064001	Arterial Streets Rehab	\$ 28,290,289.89	\$ -	\$ 120,946.56	\$ 28,290,289.89	\$ -	\$ -	\$ -	Active
402	064093	City Match-Fed/St/Co Projs	\$ 1,500,000.00	\$ -	\$ -	\$ 1,500,000.00	\$ -	\$ -	\$ -	Active
402	064101	41St-Garnett To 129Th E Ave	\$ 500,000.00	\$ -	\$ -	\$ 498,500.00	\$ 1,500.00	\$ -	\$ -	Active
402	064111	91St-Memorial To Mingo	\$ 500,000.00	\$ -	\$ -	\$ 500,000.00	\$ -	\$ -	\$ -	Active
402	065100	Public Facilities Renov	\$ 7,080,000.00	\$ 14,150.20	\$ 20,035.92	\$ 7,005,673.18	\$ 74,326.82	\$ -	\$ -	Active
402	065300	Energy Efficiency Facil Impr	\$ 1,600,000.00	\$ 5,138.80	\$ 114,127.81	\$ 1,386,652.09	\$ 103,060.01	\$ -	\$ 110,287.90	Active
402	065320	Gilcrease Museum Renovation	\$ 4,451,158.00	\$ -	\$ -	\$ 4,450,747.45	\$ 410.55	\$ -	\$ -	Active
402	067120	Plgnd Splashpad Park Surfs	\$ 3,095,280.61	\$ -	\$ -	\$ 3,095,280.61	\$ -	\$ -	\$ -	Active
402	067130	Playground Equip Repl/Renov	\$ 1,063,517.00	\$ -	\$ -	\$ 1,054,597.78	\$ -	\$ -	\$ 8,919.22	Active
402	067170	Carl Smith Facil Devel	\$ 235,421.96	\$ -	\$ -	\$ 231,991.95	\$ 3,430.01	\$ -	\$ -	Active
402	067520	EST BANK IMPR 11TH-21STS	\$ 5,250,000.00	\$ -	\$ 25,765.00	\$ 1,450,286.32	\$ 12,500.00	\$ -	\$ 3,787,213.68	Active
402	068100	Tda Downtown Prop Acq	\$ 1,720,000.00	\$ -	\$ -	\$ 1,720,000.00	\$ -	\$ -	\$ -	Active
402	068160	New Parking Garage	\$ 5,000,000.00	\$ -	\$ -	\$ 4,488,308.60	\$ 511,691.40	\$ -	\$ -	Active
402	069100	Mtta System Projects	\$ 2,410,000.00	\$ -	\$ -	\$ 2,409,999.89	\$ -	\$ -	\$ 0.11	Active
402	144104	Riverside Dr & Rltd Infrstr	\$ 250,252.64	\$ -	\$ -	\$ 250,252.64	\$ -	\$ -	\$ -	Active
402	2036D0008Z	1st 2nd & 4th St Two-Way Conv	\$ 354,207.00	\$ -	\$ -	\$ -	\$ -	\$ -	\$ 354,207.00	Active
402	914411	Tulsa Trails	\$ 1,492,500.00	\$ -	\$ -	\$ 1,492,500.00	\$ -	\$ -	\$ -	Active
402	962301	Tulsa Convention Center Impr	\$ 2,000,000.00	\$ -	\$ -	\$ 1,981,869.61	\$ -	\$ -	\$ 18,130.39	Active
402	966120	Gilcrease Exp Osage Exp-41st	\$ 4,500,000.00	\$ -	\$ -	\$ 4,500,000.00	\$ -	\$ -	\$ -	Active
402	016100	Forensic Lab Expansion	\$ 14,729,241.90	\$ -	\$ -	\$ 14,729,241.90	\$ -	\$ -	\$ -	Closed
402	016130	Replace 2 Police Helicopters	\$ 4,344,475.00	\$ -	\$ -	\$ 4,344,475.00	\$ -	\$ -	\$ -	Closed
402	016200	Apparatus Replacement	\$ 12,863,575.91	\$ -	\$ -	\$ 12,863,575.91	\$ -	\$ -	\$ -	Closed
402	016310	Network System Replacement	\$ 1,402,150.04	\$ -	\$ -	\$ 1,402,150.04	\$ -	\$ -	\$ -	Closed
402	017120	Golf Course Development	\$ 459,640.57	\$ -	\$ -	\$ 459,640.57	\$ -	\$ -	\$ -	Closed
402	017140	Tulsa Zoo Department	\$ 2,938,780.81	\$ -	\$ -	\$ 2,938,780.81	\$ -	\$ -	\$ -	Closed
402	060020	Comprehensive Plan Update	\$ 649,253.49	\$ -	\$ -	\$ 649,253.49	\$ -	\$ -	\$ -	Closed
402	060040	Equipment Mgmt Projects	\$ 2,242,000.00	\$ -	\$ -	\$ 2,242,000.00	\$ -	\$ -	\$ -	Closed
402	062100	Unservd Area & Offsite Mns	\$ 7,200,000.00	\$ -	\$ -	\$ 7,200,000.00	\$ -	\$ -	\$ -	Closed
402	062120	Sswwtp 71 Ls Expansion	\$ 400,000.00	\$ -	\$ -	\$ 400,000.00	\$ -	\$ -	\$ -	Closed
402	062130	Spunky Crk Bsn Ms & Ls	\$ 9,497,696.77	\$ -	\$ -	\$ 9,497,696.77	\$ -	\$ -	\$ -	Closed
402	062140	Lower Bird Creek Wwtp Expn	\$ 11,000,000.00	\$ -	\$ -	\$ 11,000,000.00	\$ -	\$ -	\$ -	Closed
402	063101	Fred Creek Drainage Imprv	\$ 12,250,000.00	\$ -	\$ -	\$ 12,250,000.00	\$ -	\$ -	\$ -	Closed
402	063106	Elm Crk 6th St Drainage	\$ 2,000,000.00	\$ -	\$ -	\$ 2,000,000.00	\$ -	\$ -	\$ -	Closed
402	063107	Citywide Mdp Updates	\$ 450,000.00	\$ -	\$ -	\$ 450,000.00	\$ -	\$ -	\$ -	Closed
402	063109	Engr And Insp Svc-Fc	\$ 500,000.00	\$ -	\$ -	\$ 500,000.00	\$ -	\$ -	\$ -	Closed
402	064002	Residential Streets Rehab	\$ 25,849,169.10	\$ -	\$ -	\$ 25,849,169.10	\$ -	\$ -	\$ -	Closed
402	064003	Traffic Signals & Lighting	\$ 2,600,000.00	\$ -	\$ -	\$ 2,600,000.00	\$ -	\$ -	\$ -	Closed
402	064004	TRAFFIC SIGNAL SYNCH	\$ 1,700,000.00	\$ -	\$ -	\$ 1,700,000.00	\$ -	\$ -	\$ -	Closed
402	064005	St Surface Rpr & Crack Seal	\$ 10,000,000.00	\$ -	\$ -	\$ 10,000,000.00	\$ -	\$ -	\$ -	Closed
402	064060	Bridge Replacement	\$ 2,499,896.13	\$ -	\$ -	\$ 2,499,896.13	\$ -	\$ -	\$ -	Closed
402	064062	Bridge Rehab/Repair Cw	\$ 2,490,497.85	\$ -	\$ -	\$ 2,490,497.85	\$ -	\$ -	\$ -	Closed
402	064102	81St-Memorial To Mingo	\$ 7,402,272.09	\$ -	\$ -	\$ 7,402,272.09	\$ -	\$ -	\$ -	Closed
402	064103	91St & Harvard Intersection	\$ 2,217,000.00	\$ -	\$ -	\$ 2,217,000.00	\$ -	\$ -	\$ -	Closed
402	064104	91St And Sheridan Inters	\$ 4,414,613.00	\$ -	\$ -	\$ 4,414,613.00	\$ -	\$ -	\$ -	Closed
402	064105	61St St Riverside To Peoria	\$ 705,989.93	\$ -	\$ -	\$ 705,989.93	\$ -	\$ -	\$ -	Closed
402	064106	Garnett-11Th To I-244	\$ 499,555.00	\$ -	\$ -	\$ 499,555.00	\$ -	\$ -	\$ -	Closed
402	064107	Mingo 71St To 81St	\$ 498,721.40	\$ -	\$ -	\$ 498,721.40	\$ -	\$ -	\$ -	Closed
402	064108	Pine St-Memorial To Mingo	\$ 487,498.67	\$ -	\$ -	\$ 487,498.67	\$ -	\$ -	\$ -	Closed

# 2006 Special Extend Sales Tax

Fund 402

As of: 3/31/2026

\$ 273,274,569.47 \$ 19,289.00 \$ 280,875.29 \$ 267,823,289.55 \$ 707,360.59 \$ - \$ 4,743,919.33

Fund	Project	Project Title	Revised budget	MTD Actual	YTD Actual	LTD Actual	Encumb	Committed	Balance	Status
402	064109	129Th-31St To 41St	\$ 5,500,000.00	\$ -	\$ -	\$ 5,500,000.00	\$ -	\$ -	\$ -	Closed
402	064110	61St-Riverside To Peoria	\$ 7,369,000.00	\$ -	\$ -	\$ 7,369,000.00	\$ -	\$ -	\$ -	Closed
402	065330	Performing Arts Ctr Renova	\$ 1,560,000.00	\$ -	\$ -	\$ 1,560,000.00	\$ -	\$ -	\$ -	Closed
402	066210	New Fs 11-11Th/177Th	\$ -	\$ -	\$ -	\$ -	\$ -	\$ -	\$ -	Closed
402	066220	Homeland Sec Equip Facil	\$ 2,708,852.22	\$ -	\$ -	\$ 2,708,852.22	\$ -	\$ -	\$ -	Closed
402	066310	Weather Alert Sirens Repl	\$ 1,694,929.61	\$ -	\$ -	\$ 1,694,929.61	\$ -	\$ -	\$ -	Closed
402	066320	61St Twr Comm Shelter Repl	\$ 299,964.04	\$ -	\$ -	\$ 299,964.04	\$ -	\$ -	\$ -	Closed
402	066330	Pwr Prtct Bok Comm Site Bok	\$ 104,569.00	\$ -	\$ -	\$ 104,569.00	\$ -	\$ -	\$ -	Closed
402	066340	Log Sys 800 Mhz Radio Sys	\$ 118,787.61	\$ -	\$ -	\$ 118,787.61	\$ -	\$ -	\$ -	Closed
402	066350	Computer Sys Repl/Enhance	\$ 511,449.95	\$ -	\$ -	\$ 511,449.95	\$ -	\$ -	\$ -	Closed
402	067510	Trails Resurf And Widening	\$ 2,924,423.01	\$ -	\$ -	\$ 2,924,423.01	\$ -	\$ -	\$ -	Closed
402	067530	RVR WST FESTIVAL PRK RENOV	\$ 7,491,683.05	\$ -	\$ -	\$ 7,491,683.05	\$ -	\$ -	\$ -	Closed
402	067540	RIVER PRKS FACIL REHAB/REPL	\$ 345,186.15	\$ -	\$ -	\$ 345,186.15	\$ -	\$ -	\$ -	Closed
402	068110	Kendall Whittier Plan Impl	\$ 5,000,000.00	\$ -	\$ -	\$ 5,000,000.00	\$ -	\$ -	\$ -	Closed
402	068120	Dirty Butter Crk Acq Ph2	\$ 2,096,066.28	\$ -	\$ -	\$ 2,096,066.28	\$ -	\$ -	\$ -	Closed
402	068130	Downtown Signage	\$ 1,813,710.24	\$ -	\$ -	\$ 1,813,710.24	\$ -	\$ -	\$ -	Closed
402	068140	Econ Devel Infrastructure	\$ 3,000,000.00	\$ -	\$ -	\$ 3,000,000.00	\$ -	\$ -	\$ -	Closed
402	096005	Electronic Ticketing Equip	\$ 182,707.40	\$ -	\$ -	\$ 182,707.40	\$ -	\$ -	\$ -	Closed
402	146200	Fire - SCBA	\$ 94,389.51	\$ -	\$ -	\$ 94,389.51	\$ -	\$ -	\$ -	Closed
402	156000	Radio Sys Upgrd & Assc Equip	\$ 3,545,000.00	\$ -	\$ -	\$ 3,545,000.00	\$ -	\$ -	\$ -	Closed
402	170101	Capital Equipment	\$ 172,000.00	\$ -	\$ -	\$ 172,000.00	\$ -	\$ -	\$ -	Closed
402	203400001Z	Tulsa Zoo Department	\$ 1,027,836.86	\$ -	\$ -	\$ 1,027,836.86	\$ -	\$ -	\$ -	Closed

# **2014 EXTENDED 1.1% SALES TAX**

**FUND 405**

**(2014 EXTENDED 1.1% SALES TAX FUND)**

# 2014 Sales Tax

Fund 405

As of: 3/31/2026

\$ 580,368,725.22 \$ 1,738,812.27 \$ 18,499,321.33 \$ 482,036,009.75 \$ 41,086,221.33 \$ 1,888,854.33 \$ 55,357,639.81

Fund	Project	Project Title	Revised budget	MTD Actual	YTD Actual	LTD Actual	Encumb	Committed	Balance	Status
405	140040	Cng Fuel Expansion	\$ 1,800,000.00	\$ -	\$ -	\$ 1,787,810.17	\$ -	\$ -	\$ 12,189.83	Active
405	140050	Radio Frequency ID Devices	\$ 750,000.00	\$ -	\$ -	\$ -	\$ -	\$ -	\$ 750,000.00	Active
405	140060	Emd Emergency Generators	\$ 200,000.00	\$ -	\$ -	\$ 196,879.85	\$ -	\$ -	\$ 3,120.15	Active
405	140070	Emd Facilities Maintenance	\$ 1,000,000.00	\$ -	\$ -	\$ 888,975.46	\$ -	\$ -	\$ 111,024.54	Active
405	140080	Emd Lights, Hvac, Plumbing	\$ 2,300,000.00	\$ -	\$ -	\$ 1,546,084.63	\$ -	\$ -	\$ 753,915.37	Active
405	140100	Capital Equipment	\$ 46,235,000.00	\$ -	\$ -	\$ 46,234,996.00	\$ -	\$ -	\$ 4.00	Active
405	143001	Levee District #12 Rehab	\$ 3,400,000.00	\$ -	\$ -	\$ 557,838.00	\$ -	\$ -	\$ 2,842,162.00	Active
405	144003	Citywide Guardrail Repl	\$ 1,000,000.00	\$ -	\$ -	\$ 954,077.65	\$ 45,922.35	\$ -	\$ -	Active
405	144004	CW Traffic Signalization	\$ 2,000,000.00	\$ -	\$ -	\$ 1,999,974.57	\$ 25.43	\$ -	\$ -	Active
405	144005	Roadway & Pedestrian Lights	\$ 1,000,000.00	\$ -	\$ 6,342.21	\$ 999,999.84	\$ -	\$ -	\$ 0.16	Active
405	144006	Signing Pvmt Mark Dlintion	\$ 2,510,000.00	\$ -	\$ -	\$ 2,510,000.00	\$ -	\$ -	\$ -	Active
405	144008	TRAFFIC SIGNAL INSTALLATION	\$ 3,151,264.92	\$ 1,573.20	\$ 69,901.18	\$ 3,121,555.30	\$ 29,707.27	\$ -	\$ 2.35	Active
405	144009	TRAFFIC SIGNAL POLE RPL	\$ 1,000,000.00	\$ -	\$ -	\$ 985,791.75	\$ 14,208.25	\$ -	\$ -	Active
405	144010	Creek Turnpike Trail Bridge	\$ 93,900.00	\$ -	\$ -	\$ 88,173.68	\$ 5,726.32	\$ -	\$ -	Active
405	144017	Art Street Rehab & Citywide	\$ 127,360,214.16	\$ 7,709.50	\$ 3,150,614.23	\$ 86,500,394.65	\$ 21,112,118.44	\$ -	\$ 19,747,701.07	Active
405	144018	Bike Ped Master Plan Improv	\$ 4,200,000.00	\$ -	\$ -	\$ 4,200,000.00	\$ -	\$ -	\$ -	Active
405	144063	Bridge Replacement And Rehab	\$ 14,685,000.00	\$ 4,050.07	\$ 2,107,104.90	\$ 13,551,601.24	\$ 1,109,507.90	\$ -	\$ 23,890.86	Active
405	144093	Citywide Matching Funds	\$ 8,429,500.00	\$ -	\$ 3,151.00	\$ 3,433,118.73	\$ 2,766,096.11	\$ -	\$ 2,230,285.16	Active
405	144094	ODOT Rehab & Replacement	\$ 3,800,000.00	\$ -	\$ 29,071.94	\$ 3,800,000.00	\$ -	\$ -	\$ -	Active
405	144101	Yale Ave 81St - 91St Wdn	\$ 30,250,000.00	\$ -	\$ 28,089.82	\$ 25,190,799.82	\$ 2,202,334.75	\$ -	\$ 2,856,865.43	Active
405	144102	81St St Sheridan - Meml Wdn	\$ 12,000,000.00	\$ -	\$ -	\$ 9,864,642.94	\$ 86,665.72	\$ -	\$ 2,048,691.34	Active
405	144103	Yale 96th - 101st St Wdn	\$ 11,406,496.12	\$ -	\$ -	\$ 11,406,496.12	\$ -	\$ -	\$ -	Active
405	144104	Riverside Dr & Rltd Infrstr	\$ 19,657,945.32	\$ -	\$ -	\$ 19,657,945.32	\$ -	\$ -	\$ -	Active
405	144108	Pine St: Mingo-U.S. 169 (DS-W)	\$ 500,000.00	\$ 5,631.49	\$ 123,891.96	\$ 233,754.82	\$ 205,045.18	\$ -	\$ 61,200.00	Active
405	144109	Ada Transition Plan - Street	\$ 10,200,000.00	\$ 472.50	\$ 1,053,161.80	\$ 8,683,503.39	\$ 553,407.24	\$ -	\$ 963,089.37	Active
405	144120	Gilcrease Exp Local Match	\$ 7,500,000.00	\$ -	\$ 412.00	\$ 3,529,337.95	\$ 1,025,000.00	\$ -	\$ 2,945,662.05	Active
405	145100	Ada Transition Plan - Bldgs	\$ 1,275,000.00	\$ -	\$ 16,231.50	\$ 1,192,055.16	\$ 82,944.84	\$ -	\$ -	Active
405	145200	Ada Transition Plan - Parks	\$ 1,140,000.00	\$ -	\$ 7,385.00	\$ 969,862.21	\$ 6,435.00	\$ -	\$ 163,702.79	Active
405	145300	Public Facilities, Otc	\$ 3,295,000.00	\$ -	\$ -	\$ 1,960,093.05	\$ 24,806.80	\$ 870,292.00	\$ 439,808.15	Active
405	145340	Pac - Fire Sprinklers	\$ 1,140,000.00	\$ -	\$ -	\$ 1,085,865.08	\$ -	\$ -	\$ 54,134.92	Active
405	145350	Pac - Renovations	\$ 1,840,000.00	\$ -	\$ 670.00	\$ 1,738,795.88	\$ 3,540.59	\$ -	\$ 97,663.53	Active
405	145360	Pac - Fan Coil Replacement	\$ 555,000.00	\$ -	\$ -	\$ 523,971.07	\$ -	\$ -	\$ 31,028.93	Active
405	145370	Pac - Hvac Motor Replacement	\$ 175,000.00	\$ -	\$ -	\$ 20,000.00	\$ -	\$ -	\$ 155,000.00	Active
405	145380	PAC: Roof Replacement	\$ 1,300,000.00	\$ -	\$ -	\$ 1,241,015.27	\$ -	\$ -	\$ 58,984.73	Active
405	145400	Public Facilities, Roofing	\$ 3,000,000.00	\$ -	\$ 49,531.02	\$ 2,901,164.03	\$ 98,835.97	\$ -	\$ -	Active
405	145500	Animal Shelter Expn Ph 1	\$ 8,850,000.00	\$ 752,178.06	\$ 3,801,953.93	\$ 5,016,719.22	\$ 2,866,549.53	\$ 949,030.04	\$ 17,701.21	Active
405	145600	Animal Shelter Facility Imp	\$ 750,000.00	\$ -	\$ -	\$ 705,467.71	\$ -	\$ 44,532.29	\$ -	Active
405	145670	GM - Fire Suppression	\$ 43,119.58	\$ -	\$ -	\$ 43,119.58	\$ -	\$ -	\$ -	Active
405	145710	Gilcrease: Restore N Park	\$ -	\$ -	\$ -	\$ -	\$ -	\$ -	\$ -	Active
405	145800	Tulsa Centrl Library Project	\$ 10,000,000.00	\$ -	\$ -	\$ 10,000,000.00	\$ -	\$ -	\$ -	Active
405	146110	Police Academy-Crt-Compstat	\$ 4,040,000.00	\$ -	\$ 958,762.23	\$ 3,905,894.41	\$ 22,000.00	\$ -	\$ 112,105.59	Active
405	146120	Uniform Division Renovations	\$ 3,000,000.00	\$ -	\$ 403,951.56	\$ 2,635,944.98	\$ 67,054.37	\$ -	\$ 297,000.65	Active
405	146210	Apparatus Replacement	\$ 17,000,000.00	\$ -	\$ -	\$ 16,961,137.19	\$ -	\$ -	\$ 38,862.81	Active
405	146220	Fire Station Rehabilitation	\$ 7,250,000.00	\$ 1,629.00	\$ 76,541.93	\$ 7,183,678.50	\$ 66,321.50	\$ -	\$ -	Active
405	146230	Fire Station Generators	\$ 1,500,000.00	\$ -	\$ 30,402.00	\$ 1,472,345.79	\$ -	\$ -	\$ 27,654.21	Active
405	146240	Fire Department Facilities	\$ 2,000,000.00	\$ 26,464.20	\$ 79,714.86	\$ 292,399.76	\$ 199,851.84	\$ 25,000.00	\$ 1,482,748.40	Active
405	146300	Financial Sys Replacement	\$ 10,000,000.00	\$ -	\$ 28,356.45	\$ 8,600,003.84	\$ 5,150.00	\$ -	\$ 1,394,846.16	Active
405	146310	Law Enforcement Records Mgmt	\$ 7,030,000.00	\$ 37,277.46	\$ 226,817.67	\$ 6,959,320.85	\$ 60,807.98	\$ -	\$ 9,871.17	Active
405	147100	Rp - Park Facilities Refurb	\$ 4,000,000.00	\$ -	\$ -	\$ 3,360,321.54	\$ -	\$ -	\$ 639,678.46	Active
405	147120	Reed - Pool Reconstruction	\$ 2,410,000.00	\$ -	\$ -	\$ 2,358,763.54	\$ 51,236.46	\$ -	\$ -	Active

# 2014 Sales Tax

Fund 405

As of: 3/31/2026

\$ 580,368,725.22 \$ 1,738,812.27 \$ 18,499,321.33 \$ 482,036,009.75 \$ 41,086,221.33 \$ 1,888,854.33 \$ 55,357,639.81

Fund	Project	Project Title	Revised budget	MTD Actual	YTD Actual	LTD Actual	Encumb	Committed	Balance	Status
405	147130	Security System Upgrades	\$ 160,000.00	\$ -	\$ -	\$ 140,896.78	\$ -	\$ -	\$ 19,103.22	Active
405	147150	Carnivores Exhibits	\$ 8,000,000.00	\$ 662,004.58	\$ 3,043,269.57	\$ 3,773,461.64	\$ 4,226,538.36	\$ -	\$ -	Active
405	147160	Hicks Park Improvements	\$ 635,000.00	\$ -	\$ -	\$ 633,313.45	\$ 1,686.55	\$ -	\$ -	Active
405	147170	Hunter: Restroom (Exp & Repr)	\$ 400,000.00	\$ -	\$ -	\$ 19,330.00	\$ -	\$ -	\$ 380,670.00	Active
405	147210	Mohawk Golf Club House	\$ 265,000.00	\$ -	\$ -	\$ 256,962.98	\$ 3,000.00	\$ -	\$ 5,037.02	Active
405	147220	Page Belcher Improvements	\$ 400,000.00	\$ -	\$ 35,250.66	\$ 290,163.63	\$ 22,119.04	\$ -	\$ 87,717.33	Active
405	147230	Savage Park Improvements	\$ 120,000.00	\$ -	\$ -	\$ 15,313.82	\$ 8,501.87	\$ -	\$ 96,184.31	Active
405	147240	Whiteside Plumbing Repairs	\$ 251,097.34	\$ -	\$ -	\$ 251,097.34	\$ -	\$ -	\$ -	Active
405	147250	Woodward: Comp Landscaping	\$ 4,850,000.00	\$ -	\$ 2,057,459.42	\$ 3,622,248.01	\$ 1,227,751.99	\$ -	\$ -	Active
405	147260	Cousins Park Improvements	\$ 1,975,000.00	\$ -	\$ -	\$ -	\$ -	\$ -	\$ 1,975,000.00	Active
405	147270	Carl Smith Improvements	\$ 185,000.00	\$ 26,393.00	\$ 63,161.18	\$ 140,096.53	\$ 17,004.64	\$ -	\$ 27,898.83	Active
405	147300	Chamberlain - Pool Reconstruct	\$ 2,721,207.52	\$ -	\$ 44,450.91	\$ 2,483,249.88	\$ 3,462.01	\$ -	\$ 234,495.63	Active
405	147400	Lacy - Pool	\$ 2,640,000.00	\$ -	\$ -	\$ 2,634,677.94	\$ 2,450.08	\$ -	\$ 2,871.98	Active
405	147500	Mcclure - Pool	\$ 4,532,206.93	\$ -	\$ -	\$ 4,521,834.20	\$ 10,372.73	\$ -	\$ -	Active
405	147510	Whiteside Pool	\$ 1,349,674.19	\$ -	\$ -	\$ 1,349,674.19	\$ -	\$ -	\$ -	Active
405	147520	Playground Safety Surfaces	\$ 7,300,000.00	\$ 178,516.75	\$ 827,237.51	\$ 4,341,841.03	\$ 254,784.70	\$ -	\$ 2,703,374.27	Active
405	148100	Annual Economic Development	\$ 6,675,000.00	\$ -	\$ 11,350.00	\$ 4,751,692.68	\$ 1,899,202.19	\$ -	\$ 24,105.13	Active
405	148110	Op Ser - Strategic Mobility	\$ 552,311.32	\$ -	\$ -	\$ 528,679.00	\$ -	\$ -	\$ 23,632.32	Active
405	148120	Op Ser - Corridor & Small Ar	\$ 3,155,186.35	\$ 34,912.46	\$ 93,183.00	\$ 1,254,747.31	\$ 1,818.42	\$ -	\$ 1,898,620.62	Active
405	148130	Op Ser - Northland Str. Acq	\$ 5,000,000.00	\$ -	\$ -	\$ 2,870,880.66	\$ 28,089.54	\$ -	\$ 2,101,029.80	Active
405	148140	Retail and Res Development	\$ 4,000,000.00	\$ -	\$ -	\$ 3,998,400.00	\$ -	\$ -	\$ 1,600.00	Active
405	148150	Pearl District Flood Control	\$ 5,000,000.00	\$ -	\$ -	\$ 2,861,477.30	\$ -	\$ -	\$ 2,138,522.70	Active
405	148160	Charles Page Boulevard - Plan	\$ 237,502.33	\$ -	\$ -	\$ 237,502.33	\$ -	\$ -	\$ -	Active
405	148170	Eugene Field Redevelopment	\$ 10,900,000.00	\$ -	\$ 2,325.47	\$ 10,120,880.23	\$ 534,326.05	\$ -	\$ 244,793.72	Active
405	148180	Route 66 Restrooms & Parking	\$ 550,000.00	\$ -	\$ -	\$ 524,394.54	\$ -	\$ -	\$ 25,605.46	Active
405	149100	Transit Coach & Lift Match	\$ 14,750,000.00	\$ -	\$ 69,574.42	\$ 14,750,000.00	\$ -	\$ -	\$ -	Active
405	149200	Peoria (Brt) Project	\$ 14,052,005.06	\$ -	\$ -	\$ 13,651,409.05	\$ 195.00	\$ -	\$ 400,401.01	Active
405	170050	Tulsa Zoo & Living Museum	\$ 198,271.82	\$ -	\$ -	\$ 190,206.82	\$ 8,065.00	\$ -	\$ -	Active
405	2036D0008Z	1st 2nd & 4th St Two-Way Conv	\$ 729,020.00	\$ -	\$ -	\$ -	\$ -	\$ -	\$ 729,020.00	Active
405	2036W0005Z	101st St S & Sheridan INTERSCT	\$ 1,593,503.88	\$ -	\$ -	\$ -	\$ -	\$ -	\$ 1,593,503.88	Active
405	2059FR0046	Consulting Services - Match	\$ 70,500.00	\$ -	\$ -	\$ 55,138.00	\$ -	\$ -	\$ 15,362.00	Active
405	2125X0001Z	Computer Aided Dispatch (CAD)	\$ 660,000.00	\$ -	\$ -	\$ 659,998.00	\$ -	\$ -	\$ 2.00	Active
405	2132X0001Z	MTTA Parking Lot	\$ 947,994.94	\$ -	\$ -	\$ 689,501.75	\$ -	\$ -	\$ 258,493.19	Active
405	2134B0001Z	Gilcrease Museum Facility Imp	\$ 8,262,134.89	\$ -	\$ -	\$ 8,136,581.57	\$ 125,553.32	\$ -	\$ -	Active
405	144007	Traffic Calming & Safety	\$ 1,000,000.00	\$ -	\$ -	\$ 1,000,000.00	\$ -	\$ -	\$ -	Closed
405	144011	GPS Emgency Vehicle Preemp Sys	\$ 400,000.00	\$ -	\$ -	\$ 400,000.00	\$ -	\$ -	\$ -	Closed
405	144019	IDL Entrance Rehab	\$ 3,000,000.00	\$ -	\$ -	\$ 3,000,000.00	\$ -	\$ -	\$ -	Closed
405	144020	Citywide-Arterial Rt&Pv Main	\$ 3,120,000.00	\$ -	\$ -	\$ 3,120,000.00	\$ -	\$ -	\$ -	Closed
405	144105	25 W Ave: Edison-Apache (DS-W)	\$ 750,000.00	\$ -	\$ -	\$ 750,000.00	\$ -	\$ -	\$ -	Closed
405	145330	Pac - Fire Alarm System	\$ 520,000.00	\$ -	\$ -	\$ 520,000.00	\$ -	\$ -	\$ -	Closed
405	145610	Gm - Cctv Camera Upgrade	\$ 491,854.46	\$ -	\$ -	\$ 491,854.46	\$ -	\$ -	\$ -	Closed
405	145620	Gilcrease Lib/Arch Storage	\$ 300,000.00	\$ -	\$ -	\$ 300,000.00	\$ -	\$ -	\$ -	Closed
405	145630	Helmerich Hall Floor Repl	\$ 1,374.12	\$ -	\$ -	\$ 1,374.12	\$ -	\$ -	\$ -	Closed
405	145640	Gilcrease: Gallery wood floor	\$ -	\$ -	\$ -	\$ -	\$ -	\$ -	\$ -	Closed
405	145650	GM - Grease Trap & Sewer	\$ 54,047.48	\$ -	\$ -	\$ 54,047.48	\$ -	\$ -	\$ -	Closed
405	145660	GM - Gallery Lighting Cntrls	\$ 218,393.61	\$ -	\$ -	\$ 218,393.61	\$ -	\$ -	\$ -	Closed
405	145680	Gilcrease: Kitchen renovation	\$ -	\$ -	\$ -	\$ -	\$ -	\$ -	\$ -	Closed
405	145690	GM - Perimeter Fence	\$ 30,595.39	\$ -	\$ -	\$ 30,595.39	\$ -	\$ -	\$ -	Closed
405	145700	GM - Public Restroom	\$ 11,553.31	\$ -	\$ -	\$ 11,553.31	\$ -	\$ -	\$ -	Closed
405	145710A	Gilcrease: Restore N Park	\$ -	\$ -	\$ -	\$ -	\$ -	\$ -	\$ -	Closed

# 2014 Sales Tax

Fund 405

As of: 3/31/2026

\$ 580,368,725.22 \$ 1,738,812.27 \$ 18,499,321.33 \$ 482,036,009.75 \$ 41,086,221.33 \$ 1,888,854.33 \$ 55,357,639.81

Fund	Project	Project Title	Revised budget	MTD Actual	YTD Actual	LTD Actual	Encumb	Committed	Balance	Status
405	145720	GM HVAC Humidification	\$ 1,078,145.54	\$ -	\$ -	\$ 1,078,145.54	\$ -	\$ -	\$ -	Closed
405	145730	Gilcrease: Chromatic Glass	\$ -	\$ -	\$ -	\$ -	\$ -	\$ -	\$ -	Closed
405	145740	GM Chilled Water Drive	\$ 155,000.00	\$ -	\$ -	\$ 155,000.00	\$ -	\$ -	\$ -	Closed
405	145750	GM HVAC Controls	\$ 400,000.00	\$ -	\$ -	\$ 400,000.00	\$ -	\$ -	\$ -	Closed
405	145760	GM - Halon Fire Suppression	\$ 632,623.06	\$ -	\$ -	\$ 632,623.06	\$ -	\$ -	\$ -	Closed
405	145770	Gilcrease: Parking Expansion	\$ -	\$ -	\$ -	\$ -	\$ -	\$ -	\$ -	Closed
405	145780	GM - Roof Replacement	\$ 1,322,531.58	\$ -	\$ -	\$ 1,322,531.58	\$ -	\$ -	\$ -	Closed
405	145790	GM - Thoms Gilcrease Roof	\$ 518,324.73	\$ -	\$ -	\$ 518,324.73	\$ -	\$ -	\$ -	Closed
405	146100	Helicopter Replacement	\$ 2,802,000.00	\$ -	\$ -	\$ 2,802,000.00	\$ -	\$ -	\$ -	Closed
405	146130	Police Capital Equipment	\$ 22,265,000.00	\$ -	\$ -	\$ 22,265,000.00	\$ -	\$ -	\$ -	Closed
405	146200	Fire - SCBA	\$ 2,600,000.00	\$ -	\$ -	\$ 2,600,000.00	\$ -	\$ -	\$ -	Closed
405	147140	Tiger & Snow Leopard Exhibit	\$ 3,165,497.09	\$ -	\$ -	\$ 3,165,497.09	\$ -	\$ -	\$ -	Closed
405	147180	Lacy Park Master Plan - Ph 1	\$ 3,600,000.00	\$ -	\$ -	\$ 3,600,000.00	\$ -	\$ -	\$ -	Closed
405	147190	Water Playgrounds	\$ 1,580,000.00	\$ -	\$ -	\$ 1,580,000.00	\$ -	\$ -	\$ -	Closed
405	147200	Rp - Pedestrian Bridge Imp	\$ 7,760,000.00	\$ -	\$ -	\$ 7,760,000.00	\$ -	\$ -	\$ -	Closed
405	193400000Z	Zoo Playground	\$ 1,451,728.18	\$ -	\$ -	\$ 1,451,728.18	\$ -	\$ -	\$ -	Closed

# **2020 SALES TAX**

**FUND 409**

**(2020 SALES TAX FUND)**

# 2020 Sales Tax

Fund 409

As of: 3/31/2026

\$ 188,585,000.00 \$ 945,689.73 \$ 9,582,698.40 \$ 108,942,119.54 \$ 17,711,736.67 \$ 4,022,247.77 \$ 57,908,896.02

Fund	Project	Project Title	Revised budget	MTD Actual	YTD Actual	LTD Actual	Encumb	Committed	Balance	Status
409	2215X00001	Capital Equipment	\$ 50,750,000.00	\$ 469,907.33	\$ 4,229,165.97	\$ 49,340,277.93	\$ -	\$ -	\$ 1,409,722.07	Active
409	2225X00013	Fire Apparatus and Equipment	\$ 23,000,000.00	\$ -	\$ -	\$ 17,305,987.16	\$ 1,873,993.07	\$ 3,820,019.77	\$ -	Active
409	2225X00014	911 Station Alert System	\$ 3,000,000.00	\$ -	\$ -	\$ 2,376,952.39	\$ 396,931.65	\$ -	\$ 226,115.96	Active
409	2225X00015	Police Helicopter Replacement	\$ 4,700,000.00	\$ -	\$ -	\$ 4,700,000.00	\$ -	\$ -	\$ -	Active
409	2225X00016	Municipal Lockup Data Storage	\$ 510,000.00	\$ -	\$ -	\$ -	\$ -	\$ -	\$ 510,000.00	Active
409	2234B00000	Greenwood Cultural Center Reha	\$ 5,340,000.00	\$ 2,277.88	\$ 124,781.72	\$ 756,771.27	\$ 3,130,136.20	\$ -	\$ 1,453,092.53	Active
409	2234B00006	CW- Public Facilities - Roofs	\$ 2,460,000.00	\$ -	\$ 636.57	\$ 1,065,547.72	\$ 429,722.00	\$ -	\$ 964,730.28	Active
409	2234B00007	Animal Shelter Phase II	\$ 2,080,000.00	\$ -	\$ -	\$ 98,125.10	\$ 1,981,874.90	\$ -	\$ -	Active
409	2234B00008	One Technology Center - Maint/	\$ 1,000,000.00	\$ -	\$ -	\$ 26,297.48	\$ -	\$ -	\$ 973,702.52	Active
409	2234B00024	CW - Public Facilities Rehab/R	\$ 7,000,000.00	\$ 103,693.95	\$ 384,553.57	\$ 1,962,775.08	\$ 5,003,195.51	\$ -	\$ 34,029.41	Active
409	2234B00025	ADA Imp for City Facilities	\$ 5,000,000.00	\$ -	\$ 257,819.00	\$ 424,283.06	\$ 386,158.20	\$ -	\$ 4,189,558.74	Active
409	2234B00028	Police Courts Building	\$ 1,000,000.00	\$ -	\$ -	\$ -	\$ -	\$ -	\$ 1,000,000.00	Active
409	2234B00029	600 Civic Center - Equip Reloc	\$ 200,000.00	\$ -	\$ -	\$ -	\$ -	\$ -	\$ 200,000.00	Active
409	2235X00019	Transit Fleet Replacement	\$ 18,000,000.00	\$ -	\$ 1,218,881.64	\$ 3,796,532.10	\$ -	\$ -	\$ 14,203,467.90	Active
409	2242P00030	Swan Lake Rehabilitation	\$ 1,700,000.00	\$ -	\$ -	\$ 1,683,085.90	\$ 16,914.10	\$ -	\$ -	Active
409	2242P00031	Hill Park Improvements	\$ 2,750,000.00	\$ 11,300.00	\$ 43,280.00	\$ 43,280.00	\$ 270,970.00	\$ -	\$ 2,435,750.00	Active
409	2242P00032	Mohawk Park Rehab and Renovati	\$ 1,000,000.00	\$ 41,878.14	\$ 138,788.72	\$ 141,560.72	\$ 43,768.83	\$ -	\$ 814,670.45	Active
409	2244B00009	CW - Park Facilities	\$ 10,125,000.00	\$ 34,415.56	\$ 379,210.61	\$ 4,102,032.72	\$ 1,523,596.90	\$ -	\$ 4,499,370.38	Active
409	2244B00027	ADA Imp for City Parks	\$ 3,000,000.00	\$ 2,783.65	\$ 20,019.37	\$ 77,929.37	\$ 57,364.28	\$ -	\$ 2,864,706.35	Active
409	2244P00010	CW - Outdoor Park Play Ameniti	\$ 5,500,000.00	\$ 93,911.90	\$ 1,571,448.73	\$ 2,871,730.71	\$ 450,431.03	\$ -	\$ 2,177,838.26	Active
409	2244P00011	CW - Tennis Court Rehab/Replac	\$ 4,800,000.00	\$ -	\$ 607,505.74	\$ 1,570,396.16	\$ 13,051.50	\$ -	\$ 3,216,552.34	Active
409	2244P00012	Fred Johnson Rehab	\$ 3,125,000.00	\$ 11,052.24	\$ 132,883.10	\$ 658,029.26	\$ 184,457.97	\$ -	\$ 2,282,512.77	Active
409	2246S00026	Tulsa Zoo Entrance and Parking	\$ 6,000,000.00	\$ -	\$ -	\$ -	\$ 814,294.27	\$ -	\$ 5,185,705.73	Active
409	2246S00027	CW - Park System Parking Rehab	\$ 1,000,000.00	\$ -	\$ -	\$ -	\$ -	\$ -	\$ 1,000,000.00	Active
409	2258X00017	CW - Eco Devo Infrastructure	\$ 6,500,000.00	\$ -	\$ -	\$ -	\$ 109,447.81	\$ -	\$ 6,390,552.19	Active
409	2259X00018	CW - Commtty Dev Priority Proje	\$ 4,385,000.00	\$ 174,469.08	\$ 473,723.66	\$ 1,280,525.41	\$ 1,025,428.45	\$ 202,228.00	\$ 1,876,818.14	Active
409	2234B00004	Gilcrease Museum Improvements	\$ 6,660,000.00	\$ -	\$ -	\$ 6,660,000.00	\$ -	\$ -	\$ -	Closed
409	2236S00002	Parking Facilities	\$ 8,000,000.00	\$ -	\$ -	\$ 8,000,000.00	\$ -	\$ -	\$ -	Closed

**2016 VISION TULSA ECONOMIC  
DEVELOPMENT SALES FUND**

**FUND 4000**

**(2016 LIMITED PURPOSE TEMPORARY SALES TAX FUND)**

# 2016 Vision ED Capital Proj

Fund 4000

As of: 3/31/2026

\$ 50,462,500.00 \$ 384,281,394.98 \$ 434,743,894.98 \$ 2,119,437.67 \$ 21,056,188.99 \$ 363,628,553.80 \$ 6,077,732.57 \$ 100,000.00 \$ 64,937,608.61

Fund	Project	Project Title	Orig Budget	Transfers	Revised budget	MTD Actual	YTD Actual	LTD Actual	Encumb	Committed	Balance	Status
4000	170000	Zink Lake and Related Improvem	\$ -	\$ 21,690,000.00	\$ 21,690,000.00	\$ -	\$ 99,735.67	\$ 21,168,509.67	\$ 521,490.33	\$ -	\$ -	Active
4000	170005	Low-Water Dam and Pedestrian B	\$ -	\$ 36,644,000.00	\$ 36,644,000.00	\$ -	\$ 1,035,827.66	\$ 1,169,802.55	\$ 1,706,064.42	\$ -	\$ 33,768,133.03	Active
4000	170010	Turkey Mountain Urban Wilderne	\$ 1,000,000.00	\$ 1,600,000.00	\$ 2,600,000.00	\$ -	\$ -	\$ 2,600,000.00	\$ -	\$ -	\$ -	Active
4000	170015	Levee Dist #12 Rehab (Match)	\$ 2,500,000.00	\$ 2,500,000.00	\$ 5,000,000.00	\$ -	\$ -	\$ -	\$ -	\$ -	\$ 5,000,000.00	Active
4000	170020	Trail E Bank 101 Cousins Park	\$ 1,800,000.00	\$ 2,200,000.00	\$ 4,000,000.00	\$ -	\$ -	\$ 2,399,980.41	\$ 1,600,019.59	\$ -	\$ -	Active
4000	170025	23rd Jackson Redevelop Study	\$ 250,000.00	\$ 750,000.00	\$ 1,000,000.00	\$ -	\$ 45,993.09	\$ 808,594.04	\$ 50,610.71	\$ -	\$ 140,795.25	Active
4000	170035	Cox Center & Dist Master Plan	\$ -	\$ 14,100,000.00	\$ 14,100,000.00	\$ -	\$ -	\$ 14,100,000.00	\$ -	\$ -	\$ -	Active
4000	170060	BMX National Headquarters	\$ -	\$ 5,801.19	\$ 5,801.19	\$ -	\$ -	\$ 5,801.19	\$ -	\$ -	\$ -	Active
4000	170065	South Mingo Corridor	\$ 1,000,000.00	\$ -	\$ 1,000,000.00	\$ -	\$ -	\$ 1,000,000.00	\$ -	\$ -	\$ -	Active
4000	170075	Capital Equip (Non Pub Safety)	\$ 3,000,000.00	\$ 9,000,000.00	\$ 12,000,000.00	\$ -	\$ -	\$ 12,000,000.00	\$ -	\$ -	\$ -	Active
4000	170080ENGR	CW & Rt 66 Beaut Rvst_ENGR	\$ 1,562,500.00	\$ 462,500.00	\$ 2,025,000.00	\$ 10,830.17	\$ 148,453.78	\$ 348,650.02	\$ 870,414.98	\$ -	\$ 805,935.00	Active
4000	170080MOED	CW & Rt 66 Beaut Rvst_MOED	\$ 1,575,000.00	\$ 1,975,000.00	\$ 3,550,000.00	\$ -	\$ -	\$ 2,357,000.00	\$ 500,000.00	\$ -	\$ 693,000.00	Active
4000	170080PLAN	CW & Rt 66 Beaut Rvst_PLAN	\$ 1,375,000.00	\$ 770,093.79	\$ 2,145,093.79	\$ 186,445.00	\$ 335,675.05	\$ 1,693,848.03	\$ 55,636.31	\$ 100,000.00	\$ 295,609.45	Active
4000	170085	Peoria - Mohawk: Business Park	\$ -	\$ 3,300,000.00	\$ 3,300,000.00	\$ -	\$ 1,054,930.09	\$ 3,299,999.42	\$ 0.58	\$ -	\$ -	Active
4000	170090	Public School Partnership	\$ 4,250,000.00	\$ 5,750,000.00	\$ 10,000,000.00	\$ -	\$ 624,811.14	\$ 8,026,667.14	\$ 230,198.29	\$ -	\$ 1,743,134.57	Active
4000	170110	N Peoria Conn 56-Mohawk	\$ -	\$ 3,100,000.00	\$ 3,100,000.00	\$ -	\$ -	\$ -	\$ 458,157.56	\$ -	\$ 2,641,842.44	Active
4000	170125	McCullough Park	\$ -	\$ 3,060,000.00	\$ 3,060,000.00	\$ -	\$ 0.01	\$ 3,060,000.00	\$ -	\$ -	\$ -	Active
4000	170145	Tulsa Arts Commission	\$ 150,000.00	\$ 1,200,000.00	\$ 1,350,000.00	\$ 12,700.00	\$ 103,850.00	\$ 1,079,589.19	\$ 85,139.80	\$ -	\$ 185,271.01	Active
4000	170160	Transfer to TPFA 2017	\$ 23,500,000.00	\$ 279,104,000.00	\$ 302,604,000.00	\$ 1,909,462.50	\$ 17,606,912.50	\$ 282,940,112.14	\$ -	\$ -	\$ 19,663,887.86	Active
4000	170095	Community Health Connection	\$ -	\$ 4,570,000.00	\$ 4,570,000.00	\$ -	\$ -	\$ 4,570,000.00	\$ -	\$ -	\$ -	Closed
4000	170105	Discovery Lab Site	\$ 8,000,000.00	\$ (8,000,000.00)	\$ -	\$ -	\$ -	\$ -	\$ -	\$ -	\$ -	Closed
4000	170155	PAC Improvement Master Plan	\$ 500,000.00	\$ 500,000.00	\$ 1,000,000.00	\$ -	\$ -	\$ 1,000,000.00	\$ -	\$ -	\$ -	Closed

**2016 VISION ADVANCE FUNDED  
REVENUE BOND FUND**

**FUND 4001**

**(2016 ADVANCE FUNDED BOND FUND)**

# 2017 Vision ED Issue 1

Fund 4001

As of: 3/31/2026

\$ 118,475,000.00 \$ 1,280.98 \$ 530,534.10 \$ 117,924,667.85 \$ 345,806.80 \$ - \$ 204,525.35

Fund	Project	Project Title	Revised budget	MTD Actual	YTD Actual	LTD Actual	Encumb	Committed	Balance	Status
4001	170000	Zink Lake and Related Improve	24,425,000.00	-	8,411.01	24,357,385.75	67,614.25	-	-	Active
4001	170030	Gilcrease Museum Expansion	1,000,000.00	-	-	1,000,000.00	-	-	-	Active
4001	170035	Cox Center & Dist Master Plan	13,250,000.00	-	-	13,144,135.27	-	-	105,864.73	Active
4001	170045	Airport Infrastructure	9,100,000.00	-	-	8,886,530.80	213,469.20	-	-	Active
4001	170060	BMX National Headquarters	1,350,000.00	-	-	1,350,000.00	-	-	-	Active
4001	170065	South Mingo Corridor	11,000,000.00	1,280.98	522,123.09	10,935,276.65	64,723.35	-	-	Active
4001	170070	Public School Safety First	5,000,000.00	-	-	5,000,000.00	-	-	-	Active
4001	170110	N Peoria Conn 56-Mohawk	900,000.00	-	-	900,000.00	-	-	-	Active
4001	170130	Mohawk Sports Complex	3,500,000.00	-	-	3,475,000.00	-	-	25,000.00	Active
4001	170140	Rt 66 Village Train Depot	400,000.00	-	-	400,000.00	-	-	-	Active
4001	170150A	2017 Vision ED Issue Costs__1	300,000.00	-	-	226,339.38	-	-	73,660.62	Active
4001	170040	Tulsa Fairgrounds	26,325,000.00	-	-	26,325,000.00	-	-	-	Closed
4001	170055	Langston Health Complex Exp	1,800,000.00	-	-	1,800,000.00	-	-	-	Closed
4001	170095	Community Health Connection	5,405,000.00	-	-	5,405,000.00	-	-	-	Closed
4001	170100	Air National Guard Training Ce	9,400,000.00	-	-	9,400,000.00	-	-	-	Closed
4001	170115	TCC Career Placement	5,320,000.00	-	-	5,320,000.00	-	-	-	Closed
4001	170120	UCAT Auth OSU Tulsa	-	-	-	-	-	-	-	Closed
4001	170135	Go Plan Priority Projects	-	-	-	-	-	-	-	Closed

**2016 VISION ADVANCE FUNDED  
REVENUE BOND FUND**

**FUND 4003**

**(2016 ADVANCE FUNDED BOND FUND)**

# 2017 Vision Ed Issue 2

Fund 4003

As of: 3/31/2026

\$ 118,100,000.00 \$ - \$ 53,266.67 \$ 117,173,315.56 \$ 353,686.74 \$ - \$ 572,997.70

Fund	Project	Project Title	Revised budget	MTD Actual	YTD Actual	LTD Actual	Encumb	Committed	Balance	Status
4003	170000	Zink Lake and Related Improvem	\$ 16,885,000.00	\$ -	\$ -	\$ 16,885,000.00	\$ -	\$ -	\$ -	Active
4003	170005	Low-Water Dam and Pedestrian B	\$ -	\$ -	\$ -	\$ -	\$ -	\$ -	\$ -	Active
4003	170010	Turkey Mountain Urban Wilderne	\$ 5,000,000.00	\$ -	\$ -	\$ 5,000,000.00	\$ -	\$ -	\$ -	Active
4003	170030	Gilcrease Museum Expansion	\$ 6,000,000.00	\$ -	\$ -	\$ 6,000,000.00	\$ -	\$ -	\$ -	Active
4003	170035	Cox Center & Dist Master Plan	\$ 27,650,000.00	\$ -	\$ -	\$ 27,301,956.98	\$ -	\$ -	\$ 348,043.02	Active
4003	170045	Airport Infrastructure	\$ 9,100,000.00	\$ -	\$ -	\$ 9,100,000.00	\$ -	\$ -	\$ -	Active
4003	170050	Tulsa Zoo & Living Museum	\$ 3,000,000.00	\$ -	\$ -	\$ 3,000,000.00	\$ -	\$ -	\$ -	Active
4003	170060	BMX National Headquarters	\$ 13,650,000.00	\$ -	\$ -	\$ 13,458,874.23	\$ -	\$ -	\$ 191,125.77	Active
4003	170070	Public School Safety First	\$ 4,750,000.00	\$ -	\$ -	\$ 4,671,559.38	\$ 78,440.62	\$ -	\$ -	Active
4003	170085	Peoria - Mohawk: Business Park	\$ 2,500,000.00	\$ -	\$ -	\$ 2,500,000.00	\$ -	\$ -	\$ -	Active
4003	170110	N Peoria Conn 56-Mohawk	\$ 3,000,000.00	\$ -	\$ 48,604.60	\$ 2,724,753.88	\$ 275,246.12	\$ -	\$ -	Active
4003	170125	McCullough Park	\$ 540,000.00	\$ -	\$ -	\$ 540,000.00	\$ -	\$ -	\$ -	Active
4003	170140	Rt 66 Village Train Depot	\$ 2,600,000.00	\$ -	\$ 4,662.07	\$ 2,600,000.00	\$ -	\$ -	\$ -	Active
4003	170150B	2017 Vision ED Issue Bond Cost	\$ 300,000.00	\$ -	\$ -	\$ 266,171.09	\$ -	\$ -	\$ 33,828.91	Active
4003	170040	Tulsa Fairgrounds	\$ 3,675,000.00	\$ -	\$ -	\$ 3,675,000.00	\$ -	\$ -	\$ -	Closed
4003	170055	Langston Health Complex Exp	\$ 11,450,000.00	\$ -	\$ -	\$ 11,450,000.00	\$ -	\$ -	\$ -	Closed
4003	170105	Discovery Lab Site	\$ 8,000,000.00	\$ -	\$ -	\$ 8,000,000.00	\$ -	\$ -	\$ -	Closed

**2016 VISION ADVANCE FUNDED  
REVENUE BOND FUND**

**FUND 4004**

**(2016 ADVANCE FUNDED BOND FUND)**

# 2017 Vision Ed Issue 3

Fund 4004

As of: 3/31/2026

\$ 114,025,000.00 \$ 1,937.45 \$ 3,205,535.61 \$ 107,136,759.54 \$ 1,673,117.09 \$ - \$ 5,215,123.37

Fund	Project	Project Title	Revised budget	MTD Actual	YTD Actual	LTD Actual	Encumb	Committed	Balance	Status
4004	170005	Low-Water Dam and Pedestrian B	\$ 2,800,000.00	\$ 1,937.45	\$ 23,373.22	\$ 1,370,164.34	\$ 174,476.78	\$ -	\$ 1,255,358.88	Active
4004	170030	Gilcrease Museum Expansion	\$ 58,000,000.00	\$ -	\$ -	\$ 57,965,837.83	\$ 34,162.17	\$ -	\$ -	Active
4004	170045	Airport Infrastructure	\$ 9,100,000.00	\$ -	\$ 920,250.00	\$ 4,725,933.39	\$ 404,234.00	\$ -	\$ 3,969,832.61	Active
4004	170050	Tulsa Zoo & Living Museum	\$ 22,000,000.00	\$ -	\$ -	\$ 21,979,755.86	\$ 20,244.14	\$ -	\$ -	Active
4004	170060	BMX National Headquarters	\$ 3,600,000.00	\$ -	\$ -	\$ 3,600,000.00	\$ -	\$ -	\$ -	Active
4004	170065	South Mingo Corridor	\$ 3,000,000.00	\$ -	\$ 2,259,273.14	\$ 3,000,000.00	\$ -	\$ -	\$ -	Active
4004	170070	Public School Safety First	\$ 4,750,000.00	\$ -	\$ 2,639.25	\$ 3,918,321.16	\$ 900,000.00	\$ -	\$ (68,321.16)	Active
4004	170080MOED	CW & Rt 66 Beaut Reinvestment__	\$ 150,000.00	\$ -	\$ -	\$ -	\$ 140,000.00	\$ -	\$ 10,000.00	Active
4004	170085	Peoria - Mohawk Business Park	\$ 4,200,000.00	\$ -	\$ -	\$ 4,200,000.00	\$ -	\$ -	\$ -	Active
4004	170150C	2017 Vision ED Issue Bond Cost	\$ 300,000.00	\$ -	\$ -	\$ 251,746.96	\$ -	\$ -	\$ 48,253.04	Active
4004	170055	Langston Health Complex Exp	\$ 3,000,000.00	\$ -	\$ -	\$ 3,000,000.00	\$ -	\$ -	\$ -	Closed
4004	170135	Go Plan Priority Projects	\$ 3,125,000.00	\$ -	\$ -	\$ 3,125,000.00	\$ -	\$ -	\$ -	Closed

# **2014 GO BOND FUNDS**

**FUND 4270~4277 COMBINED**

**(2014 GENERAL OBLIGATION BOND FUNDS)**

# 2014 GO Bond

Fund 427

As of: 3/31/2026

\$ 355,000,000.00 \$ 112,338.31 \$ 11,497,282.03 \$ 296,555,578.21 \$ 29,564,233.28 \$ - \$ 28,880,188.51

Fund	Project	Project Title	Revised budget	MTD Actual	YTD Actual	LTD Actual	Encumb	Committed	Balance	Status
4270	144000	Bond Issuance Costs	\$ 20,000.00	\$ -	\$ -	\$ 20,000.00	\$ -	\$ -	\$ -	Active
4271	144000	Bond Issuance Costs	\$ 79,999.78	\$ -	\$ -	\$ 79,999.78	\$ -	\$ -	\$ -	Active
4272	144000	Bond Issuance Costs	\$ 150,000.00	\$ -	\$ -	\$ 150,000.00	\$ -	\$ -	\$ -	Active
4273	144000	Bond Issuance Costs	\$ 150,000.00	\$ -	\$ -	\$ 150,000.00	\$ -	\$ -	\$ -	Active
4274	144000	Bond Issuance Costs	\$ 132,000.00	\$ -	\$ -	\$ 132,000.00	\$ -	\$ -	\$ -	Active
4275	144000	Bond Issuance Costs	\$ 48,000.00	\$ -	\$ -	\$ 48,000.00	\$ -	\$ -	\$ -	Active
4276	144000	Bond Issuance Cost	\$ 25,000.00	\$ -	\$ -	\$ 25,000.00	\$ -	\$ -	\$ -	Active
4277	144000	Bond Issuance Cost	\$ 20,000.00	\$ -	\$ -	\$ 20,000.00	\$ -	\$ -	\$ -	Active
4278	144000	Bond Issuance Costs	\$ 40,000.00	\$ -	\$ -	\$ 40,000.00	\$ -	\$ -	\$ -	Active
4270	144015	Citywide Nonarterial Reh&Re	\$ 200,000.00	\$ -	\$ -	\$ 200,000.00	\$ -	\$ -	\$ -	Active
4271	144015	Citywide Nonarterial Reh&Re	\$ 400,000.00	\$ -	\$ -	\$ 400,000.00	\$ -	\$ -	\$ -	Active
4272	144015	Citywide Nonarterial Reh&Re	\$ 569,392.95	\$ 1,208.11	\$ 28,445.09	\$ 568,445.09	\$ 947.86	\$ -	\$ -	Active
4273	144015	Citywide Nonarterial Reh&Re	\$ 1,036,003.89	\$ 2,034.59	\$ 2,685.13	\$ 542,635.13	\$ 1,338.30	\$ -	\$ 492,030.46	Active
4274	144015	Citywide Nonarterial Reh&Re	\$ 1,865,556.35	\$ -	\$ 34,165.52	\$ 968,098.09	\$ 94,043.90	\$ -	\$ 803,414.36	Active
4270	144021	Citywide-Nonarterial Rt&Pv M	\$ 2,075,594.67	\$ -	\$ -	\$ 1,942,455.03	\$ 133,139.64	\$ -	\$ -	Active
4271	144021	Citywide-Nonarterial Rt&Pv M	\$ 9,046,470.53	\$ -	\$ -	\$ 9,000,000.00	\$ 46,470.53	\$ -	\$ -	Active
4272	144021	Citywide-Nonarterial Rt&Pv M	\$ 16,880,000.00	\$ -	\$ -	\$ 16,880,000.00	\$ -	\$ -	\$ -	Active
4273	144021	Citywide-Nonarterial Rt&Pv M	\$ 22,959,914.34	\$ -	\$ -	\$ 22,959,626.84	\$ 287.50	\$ -	\$ -	Active
4274	144021	Citywide-Nonarterial Rt&Pv M	\$ 1,340,000.00	\$ -	\$ -	\$ 1,340,000.00	\$ -	\$ -	\$ -	Active
4270	144093	Citywide Matching Funds	\$ 250,000.00	\$ -	\$ -	\$ 250,000.00	\$ -	\$ -	\$ -	Active
4271	144093	Citywide Matching Funds	\$ 450,000.00	\$ -	\$ -	\$ 450,000.00	\$ -	\$ -	\$ -	Active
4272	144093	Citywide Matching Funds	\$ 650,000.00	\$ -	\$ -	\$ 650,000.00	\$ -	\$ -	\$ -	Active
4273	144093	Citywide Matching Funds	\$ 1,753,170.00	\$ -	\$ -	\$ 1,738,203.51	\$ 14,966.49	\$ -	\$ -	Active
4271	144094	ODOT Rehab & Replacement	\$ 1,640,000.00	\$ -	\$ -	\$ 1,630,372.20	\$ 9,627.80	\$ -	\$ -	Active
4272	144094	ODOT Rehab & Replacement	\$ 1,640,000.00	\$ -	\$ -	\$ 1,640,000.00	\$ -	\$ -	\$ -	Active
4273	144094	ODOT Rehab & Replacement	\$ 1,640,000.00	\$ -	\$ -	\$ 1,640,000.00	\$ -	\$ -	\$ -	Active
4274	144094	ODOT Rehab & Replacement	\$ 3,280,000.00	\$ -	\$ 1,299,383.82	\$ 2,597,384.29	\$ 682,615.71	\$ -	\$ -	Active
4270	144106	Maintenance Zone 1006	\$ 385,556.47	\$ -	\$ -	\$ 385,556.47	\$ -	\$ -	\$ -	Active
4272	144106	Maintenance Zone 1006	\$ 2,008,802.62	\$ -	\$ -	\$ 2,008,802.62	\$ -	\$ -	\$ -	Active
4274	144106	Maintenance Zone 1006	\$ -	\$ -	\$ -	\$ -	\$ -	\$ -	\$ -	Active
4271	144111	Maintenance Zone 1001	\$ 830,000.00	\$ -	\$ -	\$ 822,334.73	\$ 7,665.27	\$ -	\$ -	Active
4273	144111	Maintenance Zone 1001	\$ -	\$ -	\$ -	\$ -	\$ -	\$ -	\$ -	Active
4274	144111	Maintenance Zone 1001	\$ 7,445,000.00	\$ -	\$ -	\$ 7,320,004.68	\$ -	\$ -	\$ 124,995.32	Active
4270	144153	Maintenance Zone 1153	\$ 410,000.00	\$ 278.44	\$ 2,120.58	\$ 408,652.08	\$ 1,347.92	\$ -	\$ -	Active
4272	144153	Maintenance Zone 1153	\$ -	\$ -	\$ -	\$ -	\$ -	\$ -	\$ -	Active
4274	144153	Maintenance Zone 1153	\$ 1,243,000.00	\$ -	\$ -	\$ 1,243,000.00	\$ -	\$ -	\$ -	Active
4275	144153	Maintenance Zone 1153	\$ 2,367,000.00	\$ -	\$ -	\$ 2,366,707.94	\$ 292.06	\$ -	\$ -	Active
4272	144168	Maintenance Zone 1068	\$ 400,000.00	\$ -	\$ -	\$ 357,836.61	\$ -	\$ -	\$ 42,163.39	Active
4275	144168	Maintenance Zone 1068	\$ 3,200,000.00	\$ -	\$ 3,099.99	\$ 1,121,246.72	\$ 1,298,973.20	\$ -	\$ 779,780.08	Active
4271	144199	Maintenance Zone 1099	\$ 320,000.00	\$ -	\$ -	\$ 316,395.78	\$ -	\$ -	\$ 3,604.22	Active
4274	144199	Maintenance Zone 1099	\$ 2,800,000.00	\$ -	\$ -	\$ 2,421,051.92	\$ 2,240.00	\$ -	\$ 376,708.08	Active
4271	144200	Architect and Engineering Serv	\$ 330,000.00	\$ -	\$ -	\$ 330,000.00	\$ -	\$ -	\$ -	Active
4274	144200	36 St: N MLK - Peoria Ave	\$ 2,919,920.00	\$ -	\$ -	\$ 2,919,920.00	\$ -	\$ -	\$ -	Active
4272	144202	Apache: Peoria - Lewis Ave	\$ 300,000.00	\$ -	\$ -	\$ 300,000.00	\$ -	\$ -	\$ -	Active
4275	144202	Apache: Peoria - Lewis Ave	\$ 2,365,000.00	\$ -	\$ 1,285,197.20	\$ 2,068,112.85	\$ 14,816.70	\$ -	\$ 282,070.45	Active
4270	144204	S33rd W: 41st St to 51st St	\$ 275,000.00	\$ -	\$ -	\$ 275,000.00	\$ -	\$ -	\$ -	Active
4271	144204	S33rd W: 41st St to 51st St	\$ 1,672,426.47	\$ -	\$ -	\$ 1,672,426.47	\$ -	\$ -	\$ -	Active
4270	144205	Apache St: Lewis To Harvard	\$ 210,000.00	\$ -	\$ -	\$ 210,000.00	\$ -	\$ -	\$ -	Active
4274	144205	Apache St: Lewis To Harvard	\$ 1,504,705.50	\$ -	\$ -	\$ 1,504,705.50	\$ -	\$ -	\$ -	Active
4272	144207	11Th St: Lewis Ave - Harvard	\$ 200,000.00	\$ -	\$ -	\$ 200,000.00	\$ -	\$ -	\$ -	Active

# 2014 GO Bond

Fund 427

As of: 3/31/2026

\$ 355,000,000.00 \$ 112,338.31 \$ 11,497,282.03 \$ 296,555,578.21 \$ 29,564,233.28 \$ - \$ 28,880,188.51

Fund	Project	Project Title	Revised budget	MTD Actual	YTD Actual	LTD Actual	Encumb	Committed	Balance	Status
4277	144207	11th St - Lewis Ave to Harvard	\$ 1,970,000.00	\$ -	\$ 1,005,923.25	\$ 1,970,000.00	\$ -	\$ -	\$ -	Active
4273	144213	91st Harvard - Yale	\$ 285,000.00	\$ -	\$ 685.62	\$ 233,287.63	\$ 51,712.37	\$ -	\$ -	Active
4277	144213	91st Harvard - Yale	\$ 50,000.00	\$ -	\$ -	\$ -	\$ 50,000.00	\$ -	\$ -	Active
4278	144213	91st Harvard - Yale	\$ 2,505,000.00	\$ -	\$ -	\$ -	\$ 2,505,000.00	\$ -	\$ -	Active
4272	144215	Peoria: 41st St - 51st St.	\$ 300,000.00	\$ -	\$ -	\$ 300,000.00	\$ -	\$ -	\$ -	Active
4275	144215	Peoria: 41st - 51st	\$ 2,885,000.00	\$ -	\$ 4,880.00	\$ 2,885,000.00	\$ -	\$ -	\$ -	Active
4270	144216	41st St: Lewis to Harvard	\$ 275,000.00	\$ -	\$ -	\$ 275,000.00	\$ -	\$ -	\$ -	Active
4271	144216	41st St: Lewis to Harvard	\$ 2,455,000.00	\$ -	\$ -	\$ 2,446,437.50	\$ 303.65	\$ -	\$ 8,258.85	Active
4270	144217	Apache & Harvard Intersectio	\$ 197,740.00	\$ -	\$ -	\$ 197,740.00	\$ -	\$ -	\$ -	Active
4273	144217	Apache & Harvard Intersect	\$ 785,000.00	\$ -	\$ -	\$ 775,000.00	\$ 8,390.00	\$ -	\$ 1,610.00	Active
4274	144217	Apache & Harvard INTERSCTN	\$ 880,980.76	\$ -	\$ -	\$ 880,980.76	\$ -	\$ -	\$ -	Active
4270	144225	Maintenance Zone 2125	\$ 264,462.36	\$ -	\$ -	\$ 264,462.36	\$ -	\$ -	\$ -	Active
4273	144225	Maintenance Zone 2125	\$ 2,262,500.00	\$ -	\$ -	\$ 2,262,500.00	\$ -	\$ -	\$ -	Active
4270	144309	Citywide - Arterial Rehab	\$ 278,145.77	\$ -	\$ 9,250.00	\$ 242,348.27	\$ 35,797.50	\$ -	\$ -	Active
4271	144309	Citywide - Arterial Rehab	\$ 5,167,771.27	\$ 2,284.62	\$ 11,479.97	\$ 5,134,853.32	\$ 32,917.95	\$ -	\$ -	Active
4272	144309	Citywide - Arterial Rehab	\$ 5,272,816.58	\$ 2,741.54	\$ 490,588.30	\$ 5,157,232.38	\$ 115,584.20	\$ -	\$ -	Active
4273	144309	Citywide - Arterial Rehab	\$ 1,563,399.06	\$ 49.05	\$ 369,057.34	\$ 1,563,399.06	\$ -	\$ -	\$ -	Active
4274	144309	Citywide - Arterial Rehab	\$ 2,817,875.99	\$ (156,813.46)	\$ 717,289.70	\$ 2,111,973.67	\$ 705,902.32	\$ -	\$ -	Active
4271	144310	Maintenance Zone 3010	\$ 724,283.12	\$ -	\$ -	\$ 724,283.12	\$ -	\$ -	\$ -	Active
4274	144310	Maintenance Zone 3010	\$ 145,714.88	\$ 2,630.19	\$ 20,511.36	\$ 144,237.19	\$ 1,068.19	\$ -	\$ 409.50	Active
4276	144310	Maintenance Zone 3010	\$ 7,060,000.00	\$ -	\$ 475,117.38	\$ 4,775,645.69	\$ -	\$ -	\$ 2,284,354.31	Active
4272	144311	Maintenance Zone 3011	\$ 970,762.05	\$ -	\$ -	\$ 970,762.05	\$ -	\$ -	\$ -	Active
4274	144311	Maintenance Zone 3011	\$ 8,485,000.00	\$ -	\$ -	\$ 6,962,932.59	\$ 179.25	\$ -	\$ 1,521,888.16	Active
4273	144317	Maintenance Zone 3017	\$ 750,000.00	\$ 1,370.77	\$ 7,119.44	\$ 722,842.31	\$ 14,795.70	\$ -	\$ 12,361.99	Active
4278	144317	Maintenance Zone 3017	\$ 5,050,000.00	\$ 127,786.81	\$ 191,576.34	\$ 208,137.91	\$ 1,381,471.37	\$ -	\$ 3,460,390.72	Active
4272	144320	Maintenance Zone 3020	\$ 480,000.00	\$ -	\$ 3,439.86	\$ 406,719.86	\$ 72,664.48	\$ -	\$ 615.66	Active
4274	144320	Maintenance Zone 3020	\$ 4,020,000.00	\$ 125,250.91	\$ 125,250.91	\$ 194,591.06	\$ 1,832,580.74	\$ -	\$ 1,992,828.20	Active
4270	144413	Maintenance Zone 4013	\$ 535,058.95	\$ -	\$ -	\$ 535,058.95	\$ -	\$ -	\$ -	Active
4272	144413	Maintenance Zone 4013	\$ -	\$ -	\$ -	\$ -	\$ -	\$ -	\$ -	Active
4277	144413	Maintenance Zone 4013	\$ 5,990,000.00	\$ -	\$ 1,235,667.51	\$ 1,728,845.94	\$ 4,261,154.06	\$ -	\$ -	Active
4272	144421	Maintenance Zone 4021	\$ 375,000.00	\$ -	\$ -	\$ 365,730.00	\$ 9,270.00	\$ -	\$ -	Active
4275	144421	Maintenance Zone 4021	\$ 3,280,000.00	\$ -	\$ -	\$ 2,864,082.65	\$ 1,143.68	\$ -	\$ 414,773.67	Active
4271	144431	Maintenance Zone 4031	\$ 1,164,794.00	\$ -	\$ -	\$ 1,164,794.00	\$ -	\$ -	\$ -	Active
4274	144431	Maintenance Zone 4031	\$ 10,164,904.22	\$ -	\$ -	\$ 10,164,904.22	\$ -	\$ -	\$ -	Active
4273	144452	Maintenance Zone 4152	\$ 600,000.00	\$ -	\$ 44,486.33	\$ 476,027.27	\$ 38,384.17	\$ -	\$ 85,588.56	Active
4278	144452	Maintenance Zone 4152	\$ 3,895,000.00	\$ -	\$ -	\$ -	\$ -	\$ -	\$ 3,895,000.00	Active
4270	144467	Maintenance Zone 4067	\$ 485,000.00	\$ -	\$ -	\$ 485,000.00	\$ -	\$ -	\$ -	Active
4273	144467	Maintenance Zone 4067	\$ 4,370,000.00	\$ -	\$ 227,367.01	\$ 4,362,424.21	\$ 2,220.75	\$ -	\$ 5,355.04	Active
4272	144546	Maintenance Zone 5046	\$ 600,000.00	\$ -	\$ -	\$ 600,000.00	\$ -	\$ -	\$ -	Active
4278	144546	Maintenance Zone 5046	\$ 5,410,000.00	\$ -	\$ 1,669,610.06	\$ 1,948,957.28	\$ 1,758,205.66	\$ -	\$ 1,702,837.06	Active
4272	144547	Maintenance Zone 5047	\$ 1,100,000.00	\$ -	\$ -	\$ 1,080,381.33	\$ -	\$ -	\$ 19,618.67	Active
4274	144547	Maintenance Zone 5047	\$ 2,905,000.00	\$ -	\$ 2,581.91	\$ 2,675,398.80	\$ 21,937.79	\$ -	\$ 207,663.41	Active
4275	144547	Maintenance Zone 5047	\$ 6,465,000.00	\$ -	\$ -	\$ 3,757,349.99	\$ -	\$ -	\$ 2,707,650.01	Active
4271	144628	Maintenance Zone 6028	\$ 75,714.88	\$ 2,996.74	\$ 15,201.77	\$ 58,821.12	\$ 16,893.76	\$ -	\$ -	Active
4273	144628	Maintenance Zone 6028	\$ 1,000,000.00	\$ -	\$ -	\$ 986,115.51	\$ 13,884.49	\$ -	\$ -	Active
4274	144628	Maintenance Zone 6028	\$ 6,984,285.12	\$ 520.00	\$ 919,356.37	\$ 4,504,232.70	\$ 1,211,943.09	\$ -	\$ 1,268,109.33	Active
4270	144642	Maintenance Zone 6142	\$ 100,000.00	\$ -	\$ -	\$ 100,000.00	\$ -	\$ -	\$ -	Active
4271	144642	Maintenance Zone 6142	\$ 800,000.00	\$ -	\$ -	\$ 780,300.00	\$ 19,700.00	\$ -	\$ -	Active
4270	144645	Maintenance Zone 6145	\$ 265,000.00	\$ -	\$ -	\$ 265,000.00	\$ -	\$ -	\$ -	Active
4273	144645	Maintenance Zone 6145	\$ 2,375,000.00	\$ -	\$ -	\$ 2,329,034.10	\$ 3,952.50	\$ -	\$ 42,013.40	Active

# 2014 GO Bond

Fund 427

As of: 3/31/2026

\$ 355,000,000.00 \$ 112,338.31 \$ 11,497,282.03 \$ 296,555,578.21 \$ 29,564,233.28 \$ - \$ 28,880,188.51

Fund	Project	Project Title	Revised budget	MTD Actual	YTD Actual	LTD Actual	Encumb	Committed	Balance	Status
4272	144740	Maintenance Zone 7040	\$ 349,845.00	\$ -	\$ -	\$ 349,845.00	\$ -	\$ -	\$ -	Active
4274	144740	Maintenance Zone 7040	\$ 2,925,000.00	\$ -	\$ -	\$ 2,875,000.00	\$ 35.75	\$ -	\$ 49,964.25	Active
4273	144754	Maintenance Zone 7054	\$ 1,000,000.00	\$ -	\$ 148,361.48	\$ 932,933.06	\$ 67,066.94	\$ -	\$ -	Active
4278	144754	Maintenance Zone 7054	\$ 7,635,000.00	\$ -	\$ -	\$ -	\$ 7,286,791.37	\$ -	\$ 348,208.63	Active
4270	144857	Maintenance Zone 8057	\$ 275,000.00	\$ -	\$ -	\$ 275,000.00	\$ -	\$ -	\$ -	Active
4273	144857	Maintenance Zone 8057	\$ 1,453,081.00	\$ -	\$ -	\$ 1,453,081.00	\$ -	\$ -	\$ -	Active
4274	144857	Maintenance Zone 8057	\$ 841,919.00	\$ -	\$ -	\$ 415,001.81	\$ 51,387.36	\$ -	\$ 375,529.83	Active
4273	144863	Maintenance Zone 8063	\$ 800,000.00	\$ -	\$ 263.40	\$ 774,985.46	\$ 24,206.99	\$ -	\$ 807.55	Active
4275	144863	Maintenance Zone 8063	\$ 5,820,000.00	\$ -	\$ 1,138,553.76	\$ 3,928,957.70	\$ 1,389,498.08	\$ -	\$ 501,544.22	Active
4270	144944	Maintenance Zone 9044	\$ 344,695.90	\$ -	\$ -	\$ 344,695.90	\$ -	\$ -	\$ -	Active
4273	144944	Maintenance Zone 9044	\$ 2,295,000.00	\$ -	\$ -	\$ 2,295,000.00	\$ -	\$ -	\$ -	Active
4274	144944	Maintenance Zone 9044	\$ 1,270,831.97	\$ -	\$ -	\$ 1,270,831.97	\$ -	\$ -	\$ -	Active
4273	144949	Maintenance Zone 9049	\$ 1,200,000.00	\$ -	\$ 7,012.73	\$ 828,638.16	\$ 371,361.84	\$ -	\$ -	Active
4278	144949	Maintenance Zone 9049	\$ 8,795,000.00	\$ -	\$ 1,552.90	\$ 1,552.90	\$ 3,898,054.40	\$ -	\$ 4,895,392.70	Active
4272	144950	Maintenance Zone 9050	\$ 350,000.00	\$ -	\$ -	\$ 349,225.28	\$ -	\$ -	\$ 774.72	Active
4275	144950	Maintenance Zone 9050	\$ 2,625,000.00	\$ -	\$ -	\$ 2,625,000.00	\$ -	\$ -	\$ -	Active
4272	144951	Maintenance Zone 9051	\$ 160,000.00	\$ -	\$ -	\$ 154,936.84	\$ -	\$ -	\$ 5,063.16	Active
4274	144951	Maintenance Zone 9051	\$ 1,390,000.00	\$ -	\$ -	\$ 1,223,189.45	\$ -	\$ -	\$ 166,810.55	Active
4271	144016	Citywide Non-Art Sidewalks	\$ 100,000.00	\$ -	\$ -	\$ 100,000.00	\$ -	\$ -	\$ -	Closed
4272	144016	Citywide Non-Art Sidewalks	\$ 300,000.00	\$ -	\$ -	\$ 300,000.00	\$ -	\$ -	\$ -	Closed
4273	144016	Citywide Non-Art Sidewalks	\$ 100,000.00	\$ -	\$ -	\$ 100,000.00	\$ -	\$ -	\$ -	Closed
4270	144020	Citywide-Arterial Rt&Pv Main	\$ 355,000.00	\$ -	\$ -	\$ 355,000.00	\$ -	\$ -	\$ -	Closed
4271	144020	Citywide-Arterial Rt&Pv Main	\$ 3,745,000.00	\$ -	\$ -	\$ 3,745,000.00	\$ -	\$ -	\$ -	Closed
4272	144020	Citywide-Arterial Rt&Pv Main	\$ 6,260,000.00	\$ -	\$ -	\$ 6,260,000.00	\$ -	\$ -	\$ -	Closed
4273	144020	Citywide-Arterial Rt&Pv Main	\$ 11,807,489.89	\$ -	\$ -	\$ 11,807,489.89	\$ -	\$ -	\$ -	Closed
4270	144060	Bridge189 - 4700 N. Iroquois	\$ 11,321.19	\$ -	\$ -	\$ 11,321.19	\$ -	\$ -	\$ -	Closed
4271	144060	Bridge189 - 4700 N. Iroquois	\$ 180,000.00	\$ -	\$ -	\$ 180,000.00	\$ -	\$ -	\$ -	Closed
4270	144061	Bridge298 - 2100 E. 61St St	\$ 66,650.26	\$ -	\$ -	\$ 66,650.26	\$ -	\$ -	\$ -	Closed
4271	144061	Bridge298 - 2100 E. 61St St.	\$ 543,739.50	\$ -	\$ -	\$ 543,739.50	\$ -	\$ -	\$ -	Closed
4270	144062	Bridge323B - 12000 E. 21St	\$ 10,000.00	\$ -	\$ -	\$ 10,000.00	\$ -	\$ -	\$ -	Closed
4272	144062	Bridge323B - 12000 E. 21St	\$ 50,000.00	\$ -	\$ -	\$ 50,000.00	\$ -	\$ -	\$ -	Closed
4270	144107	Maintenance Zone 1007	\$ 55,000.00	\$ -	\$ -	\$ 55,000.00	\$ -	\$ -	\$ -	Closed
4271	144107	Maintenance Zone 1007	\$ 475,000.00	\$ -	\$ -	\$ 475,000.00	\$ -	\$ -	\$ -	Closed
4271	144110	Citywide-Arterial Sidewalks	\$ 300,000.00	\$ -	\$ -	\$ 300,000.00	\$ -	\$ -	\$ -	Closed
4272	144110	Citywide-Arterial Sidewalks	\$ 900,000.00	\$ -	\$ -	\$ 900,000.00	\$ -	\$ -	\$ -	Closed
4273	144110	Citywide-Arterial Sidewalks	\$ 300,000.00	\$ -	\$ -	\$ 300,000.00	\$ -	\$ -	\$ -	Closed
4270	144157	Maintenance Zone 1157	\$ 419,944.69	\$ -	\$ -	\$ 419,944.69	\$ -	\$ -	\$ -	Closed
4272	144157	Maintenance Zone 1157	\$ 3,192,879.00	\$ -	\$ -	\$ 3,192,879.00	\$ -	\$ -	\$ -	Closed
4271	144158	Maintenance Zone 1157	\$ 211,448.65	\$ -	\$ -	\$ 211,448.65	\$ -	\$ -	\$ -	Closed
4273	144158	Maintenance Zone 1157	\$ 2,107,199.83	\$ -	\$ -	\$ 2,107,199.83	\$ -	\$ -	\$ -	Closed
4270	144173	Maintenance Zone 1073	\$ 54,000.00	\$ -	\$ -	\$ 54,000.00	\$ -	\$ -	\$ -	Closed
4271	144173	Maintenance Zone 1073	\$ 404,552.85	\$ -	\$ -	\$ 404,552.85	\$ -	\$ -	\$ -	Closed
4270	144176	Maintenance Zone 1076	\$ 260,000.00	\$ -	\$ -	\$ 260,000.00	\$ -	\$ -	\$ -	Closed
4273	144176	Maintenance Zone 1076	\$ 1,418,019.41	\$ -	\$ -	\$ 1,418,019.41	\$ -	\$ -	\$ -	Closed
4270	144201	Apache St: Mlk - Peoria	\$ 282,774.79	\$ -	\$ -	\$ 282,774.79	\$ -	\$ -	\$ -	Closed
4271	144201	Apache St: Mlk - Peoria	\$ 2,370,000.00	\$ -	\$ -	\$ 2,370,000.00	\$ -	\$ -	\$ -	Closed
4270	144203	W 41st St S 41st W - S 33rd W	\$ 175,000.00	\$ -	\$ -	\$ 175,000.00	\$ -	\$ -	\$ -	Closed
4271	144203	W 41st St S 41st W - S 33rd W	\$ 1,510,000.00	\$ -	\$ -	\$ 1,510,000.00	\$ -	\$ -	\$ -	Closed
4270	144206	11th St: Peoria to Utica	\$ 185,000.00	\$ -	\$ -	\$ 185,000.00	\$ -	\$ -	\$ -	Closed
4271	144206	11th St: Peoria to Utica	\$ 1,635,000.00	\$ -	\$ -	\$ 1,635,000.00	\$ -	\$ -	\$ -	Closed

# 2014 GO Bond

Fund 427

As of: 3/31/2026

\$ 355,000,000.00 \$ 112,338.31 \$ 11,497,282.03 \$ 296,555,578.21 \$ 29,564,233.28 \$ - \$ 28,880,188.51

Fund	Project	Project Title	Revised budget	MTD Actual	YTD Actual	LTD Actual	Encumb	Committed	Balance	Status
4270	144208	11th St: Sheridan - Memorial	\$ 180,000.00	\$ -	\$ -	\$ 180,000.00	\$ -	\$ -	\$ -	Closed
4271	144208	11th St: Sheridan - Memorial	\$ 1,445,764.67	\$ -	\$ -	\$ 1,445,764.67	\$ -	\$ -	\$ -	Closed
4270	144209	21st St: Garnett To 129Th E	\$ 300,000.00	\$ -	\$ -	\$ 300,000.00	\$ -	\$ -	\$ -	Closed
4273	144209	21st St: Garnett to 129th E	\$ 50.00	\$ -	\$ -	\$ 50.00	\$ -	\$ -	\$ -	Closed
4274	144209	21st St: Garnett to 129th E	\$ 2,018,270.64	\$ -	\$ -	\$ 2,018,270.64	\$ -	\$ -	\$ -	Closed
4270	144210	21st St-129Th East Ave Inter	\$ 249,843.47	\$ -	\$ -	\$ 249,843.47	\$ -	\$ -	\$ -	Closed
4273	144210	21st St-129th East Ave Inter	\$ -	\$ -	\$ -	\$ -	\$ -	\$ -	\$ -	Closed
4274	144210	21st St-129th East Ave INTERSC	\$ 1,828,247.11	\$ -	\$ -	\$ 1,828,247.11	\$ -	\$ -	\$ -	Closed
4272	144211	41St: Garnett - 129 E Ave	\$ 102,199.23	\$ -	\$ -	\$ 102,199.23	\$ -	\$ -	\$ -	Closed
4273	144211	41St: Garnett - 129 E Ave	\$ 1,499,413.58	\$ -	\$ -	\$ 1,499,413.58	\$ -	\$ -	\$ -	Closed
4270	144212	51st St Sheridan to Memorial	\$ 140,000.00	\$ -	\$ -	\$ 140,000.00	\$ -	\$ -	\$ -	Closed
4271	144212	51st St Sheridan to Memorial	\$ 907,661.29	\$ -	\$ -	\$ 907,661.29	\$ -	\$ -	\$ -	Closed
4270	144214	Sheridan 81st to 91st	\$ 199,928.84	\$ -	\$ -	\$ 199,928.84	\$ -	\$ -	\$ -	Closed
4272	144214	Sheridan 81st to 91st	\$ 1,326,022.15	\$ -	\$ -	\$ 1,326,022.15	\$ -	\$ -	\$ -	Closed
4270	144218	41st St & Lewis Intersection	\$ 210,000.00	\$ -	\$ -	\$ 210,000.00	\$ -	\$ -	\$ -	Closed
4271	144218	41st St & Lewis Intersection	\$ 1,845,000.00	\$ -	\$ -	\$ 1,845,000.00	\$ -	\$ -	\$ -	Closed
4270	144219	Maintenance Zone 2119	\$ 38,500.00	\$ -	\$ -	\$ 38,500.00	\$ -	\$ -	\$ -	Closed
4271	144219	Maintenance Zone 2119	\$ 327,980.36	\$ -	\$ -	\$ 327,980.36	\$ -	\$ -	\$ -	Closed
4270	144226	Maintenance Zone 2126	\$ 44,710.26	\$ -	\$ -	\$ 44,710.26	\$ -	\$ -	\$ -	Closed
4271	144226	Maintenance Zone 2126	\$ 305,000.00	\$ -	\$ -	\$ 305,000.00	\$ -	\$ -	\$ -	Closed
4270	144230	Maintenance Zone 2130	\$ 406,919.00	\$ -	\$ -	\$ 406,919.00	\$ -	\$ -	\$ -	Closed
4273	144230	Maintenance Zone 2130	\$ -	\$ -	\$ -	\$ -	\$ -	\$ -	\$ -	Closed
4274	144230	Maintenance Zone 2130	\$ 3,291,788.46	\$ -	\$ -	\$ 3,291,788.46	\$ -	\$ -	\$ -	Closed
4270	144255	Maintenance Zone 2055	\$ 148,972.24	\$ -	\$ -	\$ 148,972.24	\$ -	\$ -	\$ -	Closed
4271	144255	Maintenance Zone 2055	\$ 1,119,095.86	\$ -	\$ -	\$ 1,119,095.86	\$ -	\$ -	\$ -	Closed
4270	144256	Maintenance Zone 2056	\$ 130,000.00	\$ -	\$ -	\$ 130,000.00	\$ -	\$ -	\$ -	Closed
4271	144256	Maintenance Zone 2056	\$ 1,138,393.91	\$ -	\$ -	\$ 1,138,393.91	\$ -	\$ -	\$ -	Closed
4270	144264	Maintenance Zone 2064	\$ 143,436.25	\$ -	\$ -	\$ 143,436.25	\$ -	\$ -	\$ -	Closed
4272	144264	Maintenance Zone 2064	\$ 1,123,073.63	\$ -	\$ -	\$ 1,123,073.63	\$ -	\$ -	\$ -	Closed
4270	144265	Maintenance Zone 2065	\$ 98,763.93	\$ -	\$ -	\$ 98,763.93	\$ -	\$ -	\$ -	Closed
4271	144265	Maintenance Zone 2065	\$ 859,200.67	\$ -	\$ -	\$ 859,200.67	\$ -	\$ -	\$ -	Closed
4270	144303	Maintenance Zone 3003	\$ 100,000.00	\$ -	\$ -	\$ 100,000.00	\$ -	\$ -	\$ -	Closed
4271	144303	Maintenance Zone 3003	\$ 525,681.40	\$ -	\$ -	\$ 525,681.40	\$ -	\$ -	\$ -	Closed
4270	144304	Maintenance Zone 3004	\$ 180,914.87	\$ -	\$ -	\$ 180,914.87	\$ -	\$ -	\$ -	Closed
4272	144304	Maintenance Zone 3004	\$ 1,231,358.67	\$ -	\$ -	\$ 1,231,358.67	\$ -	\$ -	\$ -	Closed
4270	144318	Maintenance Zone 3018	\$ 50,000.00	\$ -	\$ -	\$ 50,000.00	\$ -	\$ -	\$ -	Closed
4271	144318	Maintenance Zone 3018	\$ 365,498.17	\$ -	\$ -	\$ 365,498.17	\$ -	\$ -	\$ -	Closed
4270	144380	Maintenance Zone 3080	\$ 19,047.02	\$ -	\$ -	\$ 19,047.02	\$ -	\$ -	\$ -	Closed
4271	144380	Maintenance Zone 3080	\$ 170,000.00	\$ -	\$ -	\$ 170,000.00	\$ -	\$ -	\$ -	Closed
4270	144415	Maintenance Zone 4015	\$ 100,000.00	\$ -	\$ -	\$ 100,000.00	\$ -	\$ -	\$ -	Closed
4271	144415	Maintenance Zone 4015	\$ 537,042.77	\$ -	\$ -	\$ 537,042.77	\$ -	\$ -	\$ -	Closed
4270	144430	Maintenance Zone 4030	\$ 169,422.12	\$ -	\$ -	\$ 169,422.12	\$ -	\$ -	\$ -	Closed
4272	144430	Maintenance Zone 4030	\$ 1,517,287.45	\$ -	\$ -	\$ 1,517,287.45	\$ -	\$ -	\$ -	Closed
4270	144527	Maintenance Zone 5027	\$ 129,524.39	\$ -	\$ -	\$ 129,524.39	\$ -	\$ -	\$ -	Closed
4271	144527	Maintenance Zone 5027	\$ 1,258,372.62	\$ -	\$ -	\$ 1,258,372.62	\$ -	\$ -	\$ -	Closed
4270	144533	Maintenance Zone 5033	\$ 499,987.32	\$ -	\$ -	\$ 499,987.32	\$ -	\$ -	\$ -	Closed
4273	144533	Maintenance Zone 5033	\$ 4,380,000.00	\$ -	\$ -	\$ 4,380,000.00	\$ -	\$ -	\$ -	Closed
4270	144539	Maintenance Zone 5039	\$ 400,000.00	\$ -	\$ -	\$ 400,000.00	\$ -	\$ -	\$ -	Closed
4272	144539	Maintenance Zone 5039	\$ 2,982,395.92	\$ -	\$ -	\$ 2,982,395.92	\$ -	\$ -	\$ -	Closed
4270	144627	Maintenance Zone 6027	\$ 120,000.00	\$ -	\$ -	\$ 120,000.00	\$ -	\$ -	\$ -	Closed

# 2014 GO Bond

Fund 427

As of: 3/31/2026

\$ 355,000,000.00 \$ 112,338.31 \$ 11,497,282.03 \$ 296,555,578.21 \$ 29,564,233.28 \$ - \$ 28,880,188.51

Fund	Project	Project Title	Revised budget	MTD Actual	YTD Actual	LTD Actual	Encumb	Committed	Balance	Status
4271	144627	Maintenance Zone 6027	\$ 886,165.51	\$ -	\$ -	\$ 886,165.51	\$ -	\$ -	\$ -	Closed
4271	144635	Maintenance Zone 6035	\$ 270,496.59	\$ -	\$ -	\$ 270,496.59	\$ -	\$ -	\$ -	Closed
4273	144635	Maintenance Zone 6035	\$ 3,034,358.21	\$ -	\$ -	\$ 3,034,358.21	\$ -	\$ -	\$ -	Closed
4270	144647	Maintenance Zone 6147	\$ 101,060.09	\$ -	\$ -	\$ 101,060.09	\$ -	\$ -	\$ -	Closed
4271	144647	Maintenance Zone 6147	\$ 890,000.00	\$ -	\$ -	\$ 890,000.00	\$ -	\$ -	\$ -	Closed
4271	144700	Maintenance Zone 7100	\$ 301,596.41	\$ -	\$ -	\$ 301,596.41	\$ -	\$ -	\$ -	Closed
4273	144700	Maintenance Zone 7100	\$ 1,012,395.47	\$ -	\$ -	\$ 1,012,395.47	\$ -	\$ -	\$ -	Closed
4270	144733	Maintenance Zone 7133	\$ 198,500.00	\$ -	\$ -	\$ 198,500.00	\$ -	\$ -	\$ -	Closed
4271	144733	Maintenance Zone 7133	\$ 751,870.76	\$ -	\$ -	\$ 751,870.76	\$ -	\$ -	\$ -	Closed
4270	144748	Maintenance Zone 7048	\$ 226,454.43	\$ -	\$ -	\$ 226,454.43	\$ -	\$ -	\$ -	Closed
4273	144748	Maintenance Zone 7048	\$ 955,111.36	\$ -	\$ -	\$ 955,111.36	\$ -	\$ -	\$ -	Closed
4270	144760	Maintenance Zone 7060	\$ 335,526.95	\$ -	\$ -	\$ 335,526.95	\$ -	\$ -	\$ -	Closed
4272	144760	Maintenance Zone 7060	\$ 2,985,401.38	\$ -	\$ -	\$ 2,985,401.38	\$ -	\$ -	\$ -	Closed
4270	144803	Maintenance Zone 8103	\$ 182,481.92	\$ -	\$ -	\$ 182,481.92	\$ -	\$ -	\$ -	Closed
4271	144803	Maintenance Zone 8103	\$ 1,592,680.53	\$ -	\$ -	\$ 1,592,680.53	\$ -	\$ -	\$ -	Closed
4270	144812	Maintenance Zone 8112	\$ 200,000.00	\$ -	\$ -	\$ 200,000.00	\$ -	\$ -	\$ -	Closed
4271	144812	Maintenance Zone 8112	\$ 1,578,077.06	\$ -	\$ -	\$ 1,578,077.06	\$ -	\$ -	\$ -	Closed
4270	144931	Maintenance Zone 9031	\$ 58,793.31	\$ -	\$ -	\$ 58,793.31	\$ -	\$ -	\$ -	Closed
4271	144931	Maintenance Zone 9031	\$ 459,660.26	\$ -	\$ -	\$ 459,660.26	\$ -	\$ -	\$ -	Closed
4270	144943	Maintenance Zone 9043	\$ 450,000.00	\$ -	\$ -	\$ 450,000.00	\$ -	\$ -	\$ -	Closed
4272	144943	Maintenance Zone 9043	\$ 2,165,462.22	\$ -	\$ -	\$ 2,165,462.22	\$ -	\$ -	\$ -	Closed
4270	144945	Maintenance Zone 9045	\$ 370,356.98	\$ -	\$ -	\$ 370,356.98	\$ -	\$ -	\$ -	Closed
4273	144945	Maintenance Zone 9045	\$ 3,011,446.11	\$ -	\$ -	\$ 3,011,446.11	\$ -	\$ -	\$ -	Closed
4270	144958	Maintenance Zone 9058	\$ 102,830.56	\$ -	\$ -	\$ 102,830.56	\$ -	\$ -	\$ -	Closed
4271	144958	Maintenance Zone 9058	\$ 833,560.11	\$ -	\$ -	\$ 833,560.11	\$ -	\$ -	\$ -	Closed
4273	193140000Z	Mingo Creek Trail - 41st to 51	\$ 196,830.00	\$ -	\$ -	\$ 196,830.00	\$ -	\$ -	\$ -	Closed

# **2020 GO BOND FUNDS**

**FUND 4281~4284 COMBINED**

**(2020 GENERAL OBLIGATION BOND FUNDS)**

# 2020 GO Bond

Fund 428

As of: 3/31/2026

\$ 278,210,000.00 \$ 4,785,803.65 \$ 29,547,230.77 \$ 119,034,478.99 \$ 50,094,255.50 \$ - \$ 109,081,265.51

Fund	Project	Project Title	Revised budget	MTD Actual	YTD Actual	LTD Actual	Encumb	Committed	Balance	Status
4281	2019X0000Z	Bond Issuance Cost	\$ 27,542.00	\$ -	\$ -	\$ 27,542.00	\$ -	\$ -	\$ -	Active
4282	2019X0000Z	Bond Issuance Cost	\$ 180,000.00	\$ -	\$ -	\$ 180,000.00	\$ -	\$ -	\$ -	Active
4283	2019X0000Z	Bond Issuance Cost	\$ 200,000.00	\$ -	\$ -	\$ 200,000.00	\$ -	\$ -	\$ -	Active
4284	2019X0000Z	Bond Issuance Cost - IoT2	\$ 85,000.00	\$ -	\$ -	\$ 85,000.00	\$ -	\$ -	\$ -	Active
4285	2019X0000Z	Bond Issuance Cost	\$ 72,908.00	\$ -	\$ 1,087.45	\$ 72,733.00	\$ -	\$ -	\$ 175.00	Active
4286	2019X0000Z	Bond Issuance Cost	\$ 197,995.00	\$ -	\$ 86,968.37	\$ 86,968.37	\$ -	\$ -	\$ 111,026.63	Active
4281	2035X0001Z	Transit-MTTA - Route 66 BRT	\$ 950,000.00	\$ -	\$ -	\$ 933,280.16	\$ -	\$ -	\$ 16,719.84	Active
4282	2035X0001Z	Transit-MTTA - Route 66 BRT	\$ 4,380,000.00	\$ -	\$ 23,326.90	\$ 1,209,346.94	\$ -	\$ -	\$ 3,170,653.06	Active
4282	2036A0002Z	46th St N: Peoria Ave - Lewis	\$ 150,000.00	\$ -	\$ -	\$ 150,000.00	\$ -	\$ -	\$ -	Active
4283	2036A0002Z	46th St N: Peoria Ave - Lewis	\$ 1,050,000.00	\$ -	\$ -	\$ 431,663.77	\$ -	\$ -	\$ 618,336.23	Active
4282	2036A0005Z	36 St N: Osage County Ln - MLK	\$ 75,000.00	\$ -	\$ -	\$ 51,810.00	\$ 23,190.00	\$ -	\$ -	Active
4286	2036A0005Z	36 St N: Osage County Ln - MLK	\$ 375,000.00	\$ -	\$ -	\$ -	\$ -	\$ -	\$ 375,000.00	Active
4281	2036A0007Z	Apache St: Harvard Ave - Yale	\$ -	\$ -	\$ -	\$ -	\$ -	\$ -	\$ -	Active
4282	2036A0007Z	Apache St: Harvard Ave - Yale	\$ 100,000.00	\$ -	\$ 379.26	\$ 11,772.33	\$ 88,227.67	\$ -	\$ -	Active
4283	2036A0007Z	Apache St: Harvard Ave - Yale	\$ -	\$ -	\$ -	\$ -	\$ -	\$ -	\$ -	Active
4282	2036A0008Z	Pine St: Gilcrease Rd - Union	\$ 470,000.00	\$ -	\$ -	\$ 470,000.00	\$ -	\$ -	\$ -	Active
4282	2036A0010Z	Edison St: 33rd W Ave - Union	\$ 1,044,506.15	\$ -	\$ -	\$ 1,044,506.15	\$ -	\$ -	\$ -	Active
4282	2036A0011Z	33rd W Ave: Apache St - Pine S	\$ 3,489.97	\$ -	\$ -	\$ 3,489.97	\$ -	\$ -	\$ -	Active
4282	2036A0012Z	33rd W Ave: Pine St - Edison S	\$ -	\$ -	\$ -	\$ -	\$ -	\$ -	\$ -	Active
4281	2036A0013Z	Gilcrease Rd: Apache St - Pine	\$ -	\$ -	\$ -	\$ -	\$ -	\$ -	\$ -	Active
4282	2036A0013Z	Gilcrease Rd: Apache St - Pine	\$ 800,000.00	\$ 28.00	\$ 73,119.83	\$ 625,735.77	\$ 174,210.85	\$ -	\$ 53.38	Active
4286	2036A0014Z	MLK Jr Blvd: 56th St N - 46th	\$ 600,000.00	\$ -	\$ -	\$ -	\$ 434,545.00	\$ -	\$ 165,455.00	Active
4282	2036A0015Z	MLK Jr Blvd: 36th St N - Apach	\$ 100,000.00	\$ -	\$ -	\$ 32,862.96	\$ 67,137.04	\$ -	\$ -	Active
4283	2036A0015Z	MLK Jr Blvd: 36th St N - Apach	\$ 490,000.00	\$ -	\$ -	\$ -	\$ 490,000.00	\$ -	\$ -	Active
4286	2036A0015Z	MLK Jr Blvd: 36th St N - Apach	\$ 1,360,000.00	\$ -	\$ -	\$ -	\$ 1,360,000.00	\$ -	\$ -	Active
4282	2036A0016Z	MLK Jr Blvd: Apache St - Pine	\$ 75,000.00	\$ -	\$ -	\$ 50,000.00	\$ 25,000.00	\$ -	\$ -	Active
4286	2036A0016Z	MLK Jr Blvd: Apache St - Pine	\$ 675,000.00	\$ -	\$ -	\$ -	\$ 675,000.00	\$ -	\$ -	Active
4282	2036A0017Z	Peoria Ave: 56th St N - 46th S	\$ 850,000.00	\$ -	\$ -	\$ 479,902.62	\$ -	\$ -	\$ 370,097.38	Active
4282	2036A0018Z	Peoria Ave: 46th St N - 36th S	\$ 900,000.00	\$ -	\$ -	\$ 900,000.00	\$ -	\$ -	\$ -	Active
4283	2036A0019Z	Peoria Ave: Pine St - Admiral	\$ 450,000.00	\$ -	\$ 106.14	\$ 106.14	\$ -	\$ -	\$ 449,893.86	Active
4282	2036A0021Z	Harvard Ave: Mohawk Blvd - 36	\$ 75,000.00	\$ -	\$ 36,234.79	\$ 50,267.72	\$ 24,732.28	\$ -	\$ -	Active
4283	2036A0021Z	Harvard Ave: Mohawk Blvd - 36	\$ -	\$ -	\$ -	\$ -	\$ -	\$ -	\$ -	Active
4282	2036A0022Z	36 St N & Harvard Ave INTERSCT	\$ 20,000.00	\$ -	\$ 9,000.00	\$ 19,326.72	\$ 673.28	\$ -	\$ -	Active
4286	2036A0022Z	36 St N & Harvard Ave INTERSCT	\$ 70,000.00	\$ -	\$ -	\$ -	\$ -	\$ -	\$ 70,000.00	Active
4282	2036A0023Z	Apache St & MLK Blvd INTERSCTN	\$ 50,000.00	\$ -	\$ -	\$ 15,515.00	\$ 34,485.00	\$ -	\$ -	Active
4286	2036A0023Z	Apache St & MLK Blvd INTERSCTN	\$ 250,000.00	\$ -	\$ -	\$ -	\$ 250,000.00	\$ -	\$ -	Active
4282	2036A0024Z	Pine St & Gilcrease Rd INTERSC	\$ 100,000.00	\$ -	\$ 97,378.00	\$ 100,000.00	\$ -	\$ -	\$ -	Active
4281	2036A0025Z	41st St S: Union Ave - Elwood	\$ -	\$ -	\$ -	\$ -	\$ -	\$ -	\$ -	Active
4282	2036A0025Z	41st St S: Union Ave - Elwood	\$ 250,000.00	\$ 2,506.64	\$ 2,506.64	\$ 121,601.70	\$ 48,347.30	\$ -	\$ 80,051.00	Active
4286	2036A0025Z	41st St S: Union Ave - Elwood	\$ 1,830,000.00	\$ -	\$ -	\$ -	\$ -	\$ -	\$ 1,830,000.00	Active
4282	2036A0027Z	61st St S: Lewis Ave - Harvard	\$ 1,020,000.00	\$ -	\$ -	\$ 778,050.74	\$ -	\$ -	\$ 241,949.26	Active
4286	2036A0028Z	Elwood Ave: 71st St S - 81st S	\$ 130,000.00	\$ -	\$ -	\$ -	\$ -	\$ -	\$ 130,000.00	Active
4286	2036A0030Z	Lewis Ave: 71st St S - 81st St	\$ 150,000.00	\$ -	\$ -	\$ -	\$ -	\$ -	\$ 150,000.00	Active
4282	2036A0031Z	Delaware Ave: 81st St S - 91st	\$ 150,000.00	\$ -	\$ -	\$ 150,000.00	\$ -	\$ -	\$ -	Active
4283	2036A0031Z	Delaware Ave: 81st St S - 91st	\$ 1,250,000.00	\$ -	\$ -	\$ 919,595.99	\$ -	\$ -	\$ 330,404.01	Active
4286	2036A0032Z	Harvard Ave: 61st St S - 71st	\$ 100,000.00	\$ -	\$ -	\$ -	\$ 100,000.00	\$ -	\$ -	Active
4283	2036A0033Z	Harvard Ave-71st St to 81st St	\$ 150,000.00	\$ -	\$ 19,883.49	\$ 66,702.98	\$ 83,297.02	\$ -	\$ -	Active
4286	2036A0034Z	Harvard Ave: 81st St S - 91st	\$ 100,000.00	\$ -	\$ -	\$ -	\$ 100,000.00	\$ -	\$ -	Active
4281	2036A0035Z	41st St S & Elwood Ave INTERSC	\$ -	\$ -	\$ -	\$ -	\$ -	\$ -	\$ -	Active
4282	2036A0035Z	41st St S & Elwood Ave INTERSC	\$ 50,000.00	\$ -	\$ -	\$ 50,000.00	\$ -	\$ -	\$ -	Active

# 2020 GO Bond

Fund 428

As of: 3/31/2026

\$ 278,210,000.00 \$ 4,785,803.65 \$ 29,547,230.77 \$ 119,034,478.99 \$ 50,094,255.50 \$ - \$ 109,081,265.51

Fund	Project	Project Title	Revised budget	MTD Actual	YTD Actual	LTD Actual	Encumb	Committed	Balance	Status
4286	2036A0035Z	41st St S & Elwood Ave INTERSC	\$ 180,000.00	\$ -	\$ -	\$ -	\$ -	\$ -	\$ 180,000.00	Active
4282	2036A0039Z	36th St N: Garnett Rd - 129th	\$ 200,000.00	\$ -	\$ -	\$ 34,447.26	\$ 942.61	\$ -	\$ 164,610.13	Active
4286	2036A0039Z	36th St N: Garnett Rd - 129th	\$ 1,470,000.00	\$ -	\$ -	\$ -	\$ -	\$ -	\$ 1,470,000.00	Active
4286	2036A0040Z	36th St N: 129 Ave - 141st E A	\$ 500,000.00	\$ -	\$ -	\$ -	\$ -	\$ -	\$ 500,000.00	Active
4286	2036A0041Z	Apache St: Gilcr Expy - Sherid	\$ 200,000.00	\$ -	\$ -	\$ -	\$ -	\$ -	\$ 200,000.00	Active
4281	2036A0042Z	Pine St: Lewis Ave - Harvard A	\$ -	\$ -	\$ -	\$ -	\$ -	\$ -	\$ -	Active
4282	2036A0042Z	Pine St: Lewis Ave - Harvard A	\$ 200,000.00	\$ -	\$ 38,420.96	\$ 118,696.97	\$ 81,303.03	\$ -	\$ -	Active
4283	2036A0042Z	Pine St: Lewis Ave - Harvard A	\$ 410,000.00	\$ -	\$ 106.14	\$ 106.14	\$ 27,267.19	\$ -	\$ 382,626.67	Active
4284	2036A0042Z	Pine St: Lewis Ave - Harvard A	\$ -	\$ -	\$ -	\$ -	\$ -	\$ -	\$ -	Active
4281	2036A0043Z	Pine St: State Hwy 11 - Mingo	\$ -	\$ -	\$ -	\$ -	\$ -	\$ -	\$ -	Active
4282	2036A0043Z	Pine St: State Hwy 11 - Mingo	\$ 175,000.00	\$ -	\$ 29,172.64	\$ 155,251.94	\$ 19,748.06	\$ -	\$ -	Active
4283	2036A0043Z	Pine St: State Hwy 11 - Mingo	\$ 375,000.00	\$ -	\$ -	\$ 337,116.00	\$ -	\$ -	\$ 37,884.00	Active
4284	2036A0043Z	Pine St: State Hwy 11 - Mingo	\$ -	\$ -	\$ -	\$ -	\$ -	\$ -	\$ -	Active
4286	2036A0044Z	Pine St: Mingo Rd - Garnett Rd	\$ 1,250,000.00	\$ -	\$ 712.03	\$ 712.03	\$ 1,249,287.97	\$ -	\$ -	Active
4282	2036A0045Z	Pine St: Garnett Rd - 129th E	\$ 150,000.00	\$ -	\$ -	\$ 35,367.50	\$ 35,580.37	\$ -	\$ 79,052.13	Active
4286	2036A0045Z	Pine St: Garnett Rd - 129th E	\$ 1,000,000.00	\$ -	\$ -	\$ -	\$ -	\$ -	\$ 1,000,000.00	Active
4282	2036A0046Z	Admiral: Sheridan Rd - Memoria	\$ 1,200,000.00	\$ 20,053.48	\$ 104,698.59	\$ 145,113.05	\$ 116,356.99	\$ -	\$ 938,529.96	Active
4281	2036A0047Z	Admiral Pl: Memorial Dr - Ming	\$ -	\$ -	\$ -	\$ -	\$ -	\$ -	\$ -	Active
4282	2036A0047Z	Admiral Pl: Memorial Dr - Ming	\$ 240,000.00	\$ -	\$ -	\$ 135,730.82	\$ -	\$ -	\$ 104,269.18	Active
4286	2036A0047Z	Admiral Pl: Memorial Dr - Ming	\$ 2,100,000.00	\$ -	\$ -	\$ -	\$ -	\$ -	\$ 2,100,000.00	Active
4282	2036A0048Z	Admiral: Garnett Rd - 129th E	\$ 140,000.00	\$ -	\$ -	\$ 8,000.00	\$ -	\$ -	\$ 132,000.00	Active
4286	2036A0048Z	Admiral: Garnett Rd - 129th E	\$ 920,000.00	\$ -	\$ -	\$ -	\$ -	\$ -	\$ 920,000.00	Active
4286	2036A0049Z	11th St S: Memorial Dr - 89th	\$ 150,000.00	\$ -	\$ -	\$ -	\$ 150,000.00	\$ -	\$ -	Active
4281	2036A0050Z	Yale Ave: Apache St - Pine St	\$ -	\$ -	\$ -	\$ -	\$ -	\$ -	\$ -	Active
4282	2036A0050Z	Yale Ave: Apache St - Pine St	\$ 150,000.00	\$ -	\$ -	\$ 62,676.51	\$ 87,323.49	\$ -	\$ -	Active
4286	2036A0050Z	Yale Ave: Apache St - Pine St	\$ 1,160,000.00	\$ -	\$ -	\$ -	\$ -	\$ -	\$ 1,160,000.00	Active
4286	2036A0052Z	Sheridan Rd: 36th St N - Apach	\$ 930,000.00	\$ -	\$ -	\$ -	\$ -	\$ -	\$ 930,000.00	Active
4283	2036A0054Z	129th E Ave- 36th St N to Apach	\$ 200,000.00	\$ -	\$ -	\$ -	\$ -	\$ -	\$ 200,000.00	Active
4286	2036A0054Z	129th E Ave: 36th St N - Apach	\$ 1,490,000.00	\$ -	\$ -	\$ -	\$ -	\$ -	\$ 1,490,000.00	Active
4281	2036A0055Z	129th E Ave: Apache St - Pine	\$ -	\$ -	\$ -	\$ -	\$ -	\$ -	\$ -	Active
4282	2036A0055Z	129th E Ave: Apache St - Pine	\$ 150,000.00	\$ -	\$ 701.42	\$ 129,222.33	\$ 20,777.67	\$ -	\$ -	Active
4286	2036A0055Z	129th E Ave: Apache St - Pine	\$ 1,160,000.00	\$ -	\$ -	\$ -	\$ 744,245.42	\$ -	\$ 415,754.58	Active
4282	2036A0056Z	36 St N & 129th E Ave INTERSCT	\$ 75,000.00	\$ -	\$ -	\$ 63,881.24	\$ 11,118.76	\$ -	\$ -	Active
4286	2036A0056Z	36 St N & 129th E Ave INTERSCT	\$ 275,000.00	\$ -	\$ -	\$ -	\$ -	\$ -	\$ 275,000.00	Active
4286	2036A0057Z	Pine St & Sheridan Rd INTERSCT	\$ 80,000.00	\$ -	\$ -	\$ -	\$ -	\$ -	\$ 80,000.00	Active
4281	2036A0058Z	Pine St & Mingo Rd INTERSCTN	\$ -	\$ -	\$ -	\$ -	\$ -	\$ -	\$ -	Active
4282	2036A0058Z	Pine St & Mingo Rd INTERSCTN	\$ 650,000.00	\$ -	\$ -	\$ 650,000.00	\$ -	\$ -	\$ -	Active
4282	2036A0059Z	Pine St & Garnett Rd INTERSCTN	\$ 75,000.00	\$ -	\$ -	\$ 26,018.86	\$ 48,981.14	\$ -	\$ -	Active
4286	2036A0059Z	Pine St & Garnett Rd INTERSCTN	\$ 500,000.00	\$ -	\$ -	\$ -	\$ -	\$ -	\$ 500,000.00	Active
4282	2036A0060Z	Admiral & Sheridan Rd INTERSCT	\$ 200,000.00	\$ -	\$ -	\$ 19,957.94	\$ -	\$ -	\$ 180,042.06	Active
4286	2036A0062Z	11th St S & Sheridan INTERSCTN	\$ 540,000.00	\$ -	\$ -	\$ -	\$ -	\$ -	\$ 540,000.00	Active
4281	2036A0064Z	11th St S: Utica Ave - Lewis A	\$ 500,000.00	\$ -	\$ -	\$ 500,000.00	\$ -	\$ -	\$ -	Active
4283	2036A0065Z	11th St S: Harvard Ave - Yale	\$ 700,000.00	\$ -	\$ -	\$ 700,000.00	\$ -	\$ -	\$ -	Active
4284	2036A0065Z	11th St S: Harvard Ave - Yale	\$ -	\$ -	\$ -	\$ -	\$ -	\$ -	\$ -	Active
4286	2036A0066Z	15th St S: Bos-n Ave - Denver	\$ 100,000.00	\$ -	\$ -	\$ -	\$ -	\$ -	\$ 100,000.00	Active
4282	2036A0067Z	15th St S: Harvard Ave - Yale	\$ 200,000.00	\$ -	\$ 7,480.11	\$ 114,364.00	\$ -	\$ -	\$ 85,636.00	Active
4286	2036A0067Z	15th St S: Harvard Ave - Yale	\$ 1,690,000.00	\$ -	\$ -	\$ -	\$ -	\$ -	\$ 1,690,000.00	Active
4286	2036A0073Z	11th St S & Harvard INTERSCTN	\$ 70,000.00	\$ -	\$ -	\$ -	\$ -	\$ -	\$ 70,000.00	Active
4282	2036A0074Z	15th St S & Harvard INTERSCTN	\$ 100,000.00	\$ -	\$ 3,069.54	\$ 78,616.06	\$ 1,976.00	\$ -	\$ 19,407.94	Active
4286	2036A0074Z	15th St S & Harvard INTERSCTN	\$ 750,000.00	\$ -	\$ -	\$ -	\$ -	\$ -	\$ 750,000.00	Active

# 2020 GO Bond

Fund 428

As of: 3/31/2026

\$ 278,210,000.00 \$ 4,785,803.65 \$ 29,547,230.77 \$ 119,034,478.99 \$ 50,094,255.50 \$ - \$ 109,081,265.51

Fund	Project	Project Title	Revised budget	MTD Actual	YTD Actual	LTD Actual	Encumb	Committed	Balance	Status
4283	2036A0075Z	21st St S & Harvard Intersect	\$ 150,000.00	\$ 1,465.68	\$ 1,465.68	\$ 130,500.00	\$ -	\$ -	\$ 19,500.00	Active
4286	2036A0075Z	21st St S & Harvard INTERSCTN	\$ 1,020,000.00	\$ -	\$ -	\$ -	\$ -	\$ -	\$ 1,020,000.00	Active
4286	2036A0078Z	41st St S: Yale Ave - Sheridan	\$ 850,000.00	\$ -	\$ -	\$ -	\$ -	\$ -	\$ 850,000.00	Active
4286	2036A0080Z	Yale Ave: 41st St S - I-44	\$ 800,000.00	\$ -	\$ -	\$ -	\$ -	\$ -	\$ 800,000.00	Active
4283	2036A0083Z	Sheridan Rd-41st St to 51st St	\$ 750,000.00	\$ 9,299.87	\$ 17,978.69	\$ 243,841.50	\$ 119,508.50	\$ -	\$ 386,650.00	Active
4286	2036A0085Z	41st St S & Yale Ave INTERSCTN	\$ 1,600,000.00	\$ -	\$ -	\$ -	\$ 512,192.70	\$ -	\$ 1,087,807.30	Active
4282	2036A0086Z	Admiral: 225 E Av - 22200 E Ad	\$ 850,000.00	\$ -	\$ -	\$ -	\$ -	\$ -	\$ 850,000.00	Active
4283	2036A0088Z	11th St S-161st to 177th	\$ 100,000.00	\$ -	\$ -	\$ 54,451.79	\$ -	\$ -	\$ 45,548.21	Active
4282	2036A0089Z	11 St S: 177th E Ave - 193rd E	\$ 140,000.00	\$ -	\$ -	\$ 64,304.97	\$ -	\$ -	\$ 75,695.03	Active
4286	2036A0089Z	11 St S: 177th E Ave - 193rd E	\$ 1,100,000.00	\$ -	\$ -	\$ -	\$ -	\$ -	\$ 1,100,000.00	Active
4286	2036A0090Z	21 St S: 145th E Ave - 161st E	\$ 80,000.00	\$ -	\$ -	\$ -	\$ 80,000.00	\$ -	\$ -	Active
4286	2036A0091Z	21 St S: 161st E Ave - 177th E	\$ 80,000.00	\$ -	\$ -	\$ -	\$ 80,000.00	\$ -	\$ -	Active
4281	2036A0092Z	31st St S: Garnett Rd - 129th	\$ -	\$ -	\$ -	\$ -	\$ -	\$ -	\$ -	Active
4282	2036A0092Z	31st St S: Garnett Rd - 129th	\$ 200,000.00	\$ -	\$ -	\$ -	\$ 200,000.00	\$ -	\$ -	Active
4282	2036A0097Z	161st E Ave: 11th St S - 21st	\$ 200,000.00	\$ -	\$ -	\$ 48,775.73	\$ 41,977.25	\$ -	\$ 109,247.02	Active
4286	2036A0097Z	161st E Ave: 11th St S - 21st	\$ 1,550,000.00	\$ -	\$ -	\$ -	\$ -	\$ -	\$ 1,550,000.00	Active
4282	2036A0099Z	11 St S & 161st E Ave INTERSCT	\$ 50,000.00	\$ -	\$ -	\$ 16,594.82	\$ -	\$ -	\$ 33,405.18	Active
4286	2036A0099Z	11 St S & 161st E Ave INTERSCT	\$ 220,000.00	\$ -	\$ -	\$ -	\$ -	\$ -	\$ 220,000.00	Active
4283	2036A0100Z	11th St S & 177th E Intersect	\$ 75,000.00	\$ -	\$ -	\$ 14,001.89	\$ -	\$ -	\$ 60,998.11	Active
4282	2036A0101Z	11 St S & 193rd E Ave INTERSCT	\$ 70,000.00	\$ -	\$ -	\$ 14,001.89	\$ -	\$ -	\$ 55,998.11	Active
4286	2036A0101Z	11 St S & 193rd E Ave INTERSCT	\$ 200,000.00	\$ -	\$ -	\$ -	\$ -	\$ -	\$ 200,000.00	Active
4283	2036A0109Z	Memorial Dr - 51st St S 61st St	\$ 437,996.00	\$ 7,660.31	\$ 71,151.57	\$ 415,631.24	\$ 22,364.76	\$ -	\$ -	Active
4282	2036A0110Z	Mingo Rd: 61st St S - 71st St	\$ 200,000.00	\$ 8,336.72	\$ 44,463.39	\$ 187,071.51	\$ 12,928.49	\$ -	\$ -	Active
4283	2036A0110Z	Mingo Rd: 61st St S - 71st St	\$ 460,000.00	\$ -	\$ -	\$ 460,000.00	\$ -	\$ -	\$ -	Active
4284	2036A0110Z	Mingo Rd: 61st St S - 71st St	\$ -	\$ -	\$ -	\$ -	\$ -	\$ -	\$ -	Active
4286	2036A0113Z	101st St S- Yale Ave - Sherida	\$ 100,000.00	\$ -	\$ -	\$ -	\$ -	\$ -	\$ 100,000.00	Active
4286	2036A0115Z	111st St S: Yale Ave - Sherida	\$ 100,000.00	\$ -	\$ -	\$ -	\$ -	\$ -	\$ 100,000.00	Active
4283	2036A0118Z	Yale Ave-111th St to 121st St	\$ 150,000.00	\$ -	\$ 6,311.78	\$ 49,103.86	\$ 19,374.54	\$ -	\$ 81,521.60	Active
4281	2036A0119Z	Sheridan Rd: 71st St S - 81st	\$ -	\$ -	\$ -	\$ -	\$ -	\$ -	\$ -	Active
4282	2036A0119Z	Sheridan Rd: 71st St S - 81st	\$ 740,000.00	\$ -	\$ -	\$ 740,000.00	\$ -	\$ -	\$ -	Active
4283	2036A0121Z	111th St S & Yale Ave Intersec	\$ 50,000.00	\$ -	\$ -	\$ 15,031.85	\$ -	\$ -	\$ 34,968.15	Active
4282	2036A0124Z	Peoria Ave: 31st St S - 41st S	\$ 125,000.00	\$ -	\$ -	\$ 55,105.50	\$ 13,662.50	\$ -	\$ 56,232.00	Active
4282	2036A0125Z	Lewis Ave: 41st St S - I-44	\$ 330,000.00	\$ -	\$ 598.00	\$ 161,985.10	\$ 152.00	\$ -	\$ 167,862.90	Active
4281	2036A1000Z	CW Arterial Routine & Preventi	\$ 6,060,085.66	\$ -	\$ -	\$ 6,060,085.66	\$ -	\$ -	\$ -	Active
4282	2036A1000Z	CW Arterial Routine & Preventi	\$ 5,632,316.52	\$ 65,543.40	\$ 157,080.23	\$ 3,090,489.38	\$ 1,958,494.05	\$ -	\$ 583,333.09	Active
4283	2036A1000Z	CW Arterial Routine & Preventi	\$ 2,900,000.00	\$ 30,390.50	\$ 279,205.13	\$ 2,650,269.55	\$ 249,730.45	\$ -	\$ -	Active
4284	2036A1000Z	Citywide Arterial Routine and	\$ 2,999,914.00	\$ -	\$ 1,356,548.16	\$ 2,575,836.50	\$ 424,077.50	\$ -	\$ -	Active
4285	2036A1000Z	CW Arterial Routine & Preventi	\$ 2,000,000.00	\$ 310,623.12	\$ 1,338,086.08	\$ 1,338,086.08	\$ 661,913.92	\$ -	\$ -	Active
4286	2036A1000Z	CW Arterial Routine & Preventi	\$ 2,572,005.00	\$ 1,336.98	\$ 2,691.59	\$ 2,691.59	\$ 942,735.00	\$ -	\$ 1,626,578.41	Active
4281	2036A1001Z	R&P: Pavement Reinspection	\$ 500,000.00	\$ -	\$ -	\$ 500,000.00	\$ -	\$ -	\$ -	Active
4282	2036D0001Z	CBD: 4th St	\$ 325,000.00	\$ -	\$ 32,613.36	\$ 286,459.88	\$ 38,444.89	\$ -	\$ 95.23	Active
4285	2036D0001Z	CBD: 4th St	\$ 2,700,000.00	\$ -	\$ -	\$ -	\$ 1,873,622.46	\$ -	\$ 826,377.54	Active
4281	2036D0002Z	CBD: MLK & Detroit north of BN	\$ 170,000.00	\$ -	\$ -	\$ 170,000.00	\$ -	\$ -	\$ -	Active
4282	2036D0002Z	CBD: MLK & Detroit north of BN	\$ 1,175,182.99	\$ -	\$ -	\$ 1,175,182.99	\$ -	\$ -	\$ -	Active
4283	2036D0003Z	CBD: Cincinnati Ave	\$ 250,000.00	\$ -	\$ 28,997.14	\$ 250,000.00	\$ -	\$ -	\$ -	Active
4281	2036D0004Z	CBD: Detroit Ave south of BNSF	\$ 140,000.00	\$ -	\$ -	\$ 140,000.00	\$ -	\$ -	\$ -	Active
4282	2036D0004Z	CBD: Detroit Ave south of BNSF	\$ -	\$ -	\$ -	\$ -	\$ -	\$ -	\$ -	Active
4281	2036D0005Z	CBD: Reconciliation Way	\$ 75,000.00	\$ -	\$ -	\$ 75,000.00	\$ -	\$ -	\$ -	Active
4282	2036D0005Z	CBD: Reconciliation Way	\$ 30,211.75	\$ -	\$ -	\$ 30,211.75	\$ -	\$ -	\$ -	Active
4282	2036D0006Z	CBD: Lansing Ave	\$ 210,000.00	\$ -	\$ -	\$ -	\$ 210,000.00	\$ -	\$ -	Active

# 2020 GO Bond

Fund 428

As of: 3/31/2026

\$ 278,210,000.00 \$ 4,785,803.65 \$ 29,547,230.77 \$ 119,034,478.99 \$ 50,094,255.50 \$ - \$ 109,081,265.51

Fund	Project	Project Title	Revised budget	MTD Actual	YTD Actual	LTD Actual	Encumb	Committed	Balance	Status
4283	2036D0006Z	CBD: Lansing Ave	\$ 395,970.00	\$ -	\$ -	\$ 80,000.00	\$ 315,970.00	\$ -	\$ -	Active
4285	2036D0006Z	CBD: Lansing Ave	\$ 164,030.00	\$ -	\$ -	\$ -	\$ 164,030.00	\$ -	\$ -	Active
4281	2036D0007Z	CBD: Alleyways	\$ 365,000.00	\$ -	\$ -	\$ 365,000.00	\$ -	\$ -	\$ -	Active
4282	2036D0007Z	CBD: Alleyways	\$ 130,000.00	\$ -	\$ -	\$ 130,000.00	\$ -	\$ -	\$ -	Active
4283	2036D0007Z	CBD: Alleyways	\$ 200,000.00	\$ -	\$ -	\$ 105,019.29	\$ 94,980.71	\$ -	\$ -	Active
4282	2036D0008Z	1st 2nd & 4th St Two-Way Conv	\$ 1,664,605.26	\$ -	\$ -	\$ -	\$ -	\$ -	\$ 1,664,605.26	Active
4283	2036D0008Z	1st 2nd & 4th St Two-Way Conv	\$ 250,000.00	\$ -	\$ -	\$ -	\$ -	\$ -	\$ 250,000.00	Active
4281	2036N0001Z	CW NonArterial Routine & Preve	\$ 1,501,500.00	\$ -	\$ -	\$ 1,500,000.00	\$ 1,500.00	\$ -	\$ -	Active
4282	2036N0001Z	CW NonArterial Routine & Preve	\$ 9,118,005.97	\$ 17,132.90	\$ 1,297,985.32	\$ 7,176,032.13	\$ 1,536,873.85	\$ -	\$ 405,099.99	Active
4283	2036N0001Z	CW NonArterial Routine & Preve	\$ 8,000,000.00	\$ -	\$ (37,375.00)	\$ 7,439,120.40	\$ 365,306.72	\$ -	\$ 195,572.88	Active
4284	2036N0001Z	Citywide Non-Arterial Routine	\$ 6,560,000.00	\$ -	\$ 1,315,055.24	\$ 4,626,425.50	\$ 1,933,574.50	\$ -	\$ -	Active
4285	2036N0001Z	CW NonArterial Routine & Preve	\$ 2,940,000.00	\$ 147,978.94	\$ 472,353.53	\$ 472,353.53	\$ 2,139,657.98	\$ -	\$ 327,988.49	Active
4286	2036N0001Z	CW NonArterial Routine & Preve	\$ 3,000,000.00	\$ 666.45	\$ 666.45	\$ 666.45	\$ 609,362.73	\$ -	\$ 2,389,970.82	Active
4281	2036N1007Z	Maintenance Zone 1007	\$ 95,762.10	\$ -	\$ -	\$ 84,055.86	\$ 11,706.24	\$ -	\$ -	Active
4282	2036N1007Z	Maintenance Zone 1007	\$ 24,237.67	\$ -	\$ 19,237.67	\$ 24,237.67	\$ -	\$ -	\$ -	Active
4285	2036N1007Z	Maintenance Zone 1007	\$ 1,010,000.00	\$ -	\$ 752,150.61	\$ 752,150.61	\$ 257,849.39	\$ -	\$ -	Active
4283	2036N1068Z	Maintenance Zone 1068	\$ 300,000.00	\$ -	\$ 27,128.22	\$ 158,395.83	\$ 30,282.31	\$ -	\$ 111,321.86	Active
4281	2036N1070Z	Maintenance Zone 1070	\$ 250,000.00	\$ -	\$ -	\$ 249,988.56	\$ 11.44	\$ -	\$ -	Active
4285	2036N1070Z	Maintenance Zone 1070	\$ 2,180,000.00	\$ -	\$ 55,001.57	\$ 55,001.57	\$ 16,912.43	\$ -	\$ 2,108,086.00	Active
4283	2036N1071Z	Maintenance Zone 1071	\$ 180,000.00	\$ -	\$ 1,916.47	\$ 92,007.74	\$ 6,474.20	\$ -	\$ 81,518.06	Active
4283	2036N1072Z	Maintenance Zone 1072	\$ 300,000.00	\$ -	\$ 5,233.63	\$ 163,520.45	\$ 136,479.55	\$ -	\$ -	Active
4285	2036N1072Z	Maintenance Zone 1072	\$ 2,570,000.00	\$ 63,425.15	\$ 63,425.15	\$ 63,425.15	\$ 1,554,311.11	\$ -	\$ 952,263.74	Active
4281	2036N1076Z	Maintenance Zone 1076	\$ 248,256.21	\$ -	\$ -	\$ 224,661.26	\$ 23,594.95	\$ -	\$ -	Active
4282	2036N1076Z	Maintenance Zone 1076	\$ 1,743.79	\$ -	\$ -	\$ 1,743.79	\$ -	\$ -	\$ -	Active
4286	2036N1076Z	Maintenance Zone 1076	\$ 2,120,000.00	\$ -	\$ -	\$ -	\$ -	\$ -	\$ 2,120,000.00	Active
4281	2036N1078Z	Maintenance Zone 1078	\$ 252,931.57	\$ -	\$ -	\$ 226,834.03	\$ 26,097.54	\$ -	\$ -	Active
4282	2036N1078Z	Maintenance Zone 1078	\$ 47,068.43	\$ -	\$ -	\$ -	\$ -	\$ -	\$ 47,068.43	Active
4282	2036N1097Z	Maintenance Zone 1097	\$ 15,000.00	\$ -	\$ -	\$ 15,000.00	\$ -	\$ -	\$ -	Active
4283	2036N1097Z	Maintenance Zone 1097	\$ 382,833.00	\$ -	\$ 35,317.21	\$ 35,317.21	\$ 118,665.89	\$ -	\$ 228,849.90	Active
4285	2036N1097Z	Maintenance Zone 1097	\$ 812,167.00	\$ -	\$ -	\$ -	\$ -	\$ -	\$ 812,167.00	Active
4285	2036N1098Z	Maintenance Zone 1098	\$ 470,000.00	\$ -	\$ -	\$ -	\$ -	\$ -	\$ 470,000.00	Active
4282	2036N1153Z	Maintenance Zone 1153	\$ 300,000.00	\$ -	\$ 13,636.19	\$ 300,000.00	\$ -	\$ -	\$ -	Active
4285	2036N1153Z	Maintenance Zone 1153	\$ 1,960,000.00	\$ -	\$ 655,513.87	\$ 655,513.87	\$ 1,262,940.94	\$ -	\$ 41,545.19	Active
4282	2036N1155Z	Maintenance Zone 1155	\$ 75,000.00	\$ -	\$ -	\$ 75,000.00	\$ -	\$ -	\$ -	Active
4283	2036N1155Z	Maintenance Zone 1155	\$ 435,000.00	\$ -	\$ -	\$ 268,527.26	\$ 14,741.65	\$ -	\$ 151,731.09	Active
4282	2036N1157Z	Maintenance Zone 1157	\$ 110,000.00	\$ -	\$ -	\$ 10,000.00	\$ 100,000.00	\$ -	\$ -	Active
4281	2036N2056Z	Maintenance Zone 2056	\$ -	\$ -	\$ -	\$ -	\$ -	\$ -	\$ -	Active
4282	2036N2056Z	Maintenance Zone 2056	\$ 200,000.00	\$ -	\$ -	\$ 82,810.20	\$ 117,189.80	\$ -	\$ -	Active
4285	2036N2056Z	Maintenance Zone 2056	\$ 1,800,000.00	\$ -	\$ -	\$ -	\$ 820,413.62	\$ -	\$ 979,586.38	Active
4281	2036N2065Z	Maintenance Zone 2065	\$ 362,167.00	\$ -	\$ -	\$ 352,572.54	\$ 7,037.50	\$ -	\$ 2,556.96	Active
4283	2036N2065Z	Maintenance Zone 2065	\$ 3,440,000.00	\$ -	\$ -	\$ 2,206,982.04	\$ -	\$ -	\$ 1,233,017.96	Active
4281	2036N2066Z	Maintenance Zone 2066	\$ 150,000.00	\$ -	\$ -	\$ 140,784.47	\$ 4,260.53	\$ -	\$ 4,955.00	Active
4282	2036N2066Z	Maintenance Zone 2066	\$ 252,833.00	\$ -	\$ -	\$ 252,833.00	\$ -	\$ -	\$ -	Active
4283	2036N2066Z	Maintenance Zone 2066	\$ 1,035,000.00	\$ -	\$ -	\$ 386,404.26	\$ 116,046.04	\$ -	\$ 532,549.70	Active
4285	2036N2131Z	Maintenance Zone 2131	\$ 590,000.00	\$ -	\$ 41,222.43	\$ 41,222.43	\$ 10,847.71	\$ -	\$ 537,929.86	Active
4283	2036N3004Z	Maintenance Zone 3004	\$ 150,000.00	\$ -	\$ 78,425.00	\$ 146,547.50	\$ 3,452.50	\$ -	\$ -	Active
4285	2036N3004Z	Maintenance Zone 3004	\$ 1,130,000.00	\$ -	\$ 801,918.67	\$ 802,405.28	\$ 157,868.26	\$ -	\$ 169,726.46	Active
4283	2036N3005Z	Maintenance Zone 3005	\$ 350,000.00	\$ 2,520.00	\$ 2,520.00	\$ 91,077.23	\$ 92,471.03	\$ -	\$ 166,451.74	Active
4285	2036N3008Z	Maintenance Zone 3008	\$ 150,000.00	\$ -	\$ 56,608.11	\$ 66,272.45	\$ 46,603.47	\$ -	\$ 37,124.08	Active
4283	2036N3011Z	Maintenance Zone 3011	\$ 325,000.00	\$ -	\$ 70,600.07	\$ 171,970.75	\$ 60,144.25	\$ -	\$ 92,885.00	Active

# 2020 GO Bond

Fund 428

As of: 3/31/2026

\$ 278,210,000.00 \$ 4,785,803.65 \$ 29,547,230.77 \$ 119,034,478.99 \$ 50,094,255.50 \$ - \$ 109,081,265.51

Fund	Project	Project Title	Revised budget	MTD Actual	YTD Actual	LTD Actual	Encumb	Committed	Balance	Status
4283	2036N3017Z	Maintenance Zone 3017	\$ 300,000.00	\$ 31,758.84	\$ 31,758.84	\$ 233,331.50	\$ -	\$ -	\$ 66,668.50	Active
4285	2036N3017Z	Maintenance Zone 3017	\$ 2,680,000.00	\$ -	\$ -	\$ -	\$ -	\$ -	\$ 2,680,000.00	Active
4282	2036N3075Z	Maintenance Zone 3075	\$ 280,000.00	\$ -	\$ -	\$ 280,000.00	\$ -	\$ -	\$ -	Active
4281	2036N3081Z	Maintenance Zone 3081	\$ 100,000.00	\$ -	\$ 9,481.01	\$ 98,948.75	\$ 1,051.25	\$ -	\$ -	Active
4282	2036N3081Z	Maintenance Zone 3081	\$ 740,000.00	\$ -	\$ -	\$ 358,843.44	\$ 172,303.68	\$ -	\$ 208,852.88	Active
4285	2036N3082Z	Maintenance Zone 3082	\$ 50,000.00	\$ -	\$ 2,372.03	\$ 2,372.03	\$ 29,278.44	\$ -	\$ 18,349.53	Active
4286	2036N3082Z	Maintenance Zone 3082	\$ 240,000.00	\$ -	\$ -	\$ -	\$ -	\$ -	\$ 240,000.00	Active
4281	2036N4014Z	Maintenance Zone 4014	\$ 135,234.00	\$ -	\$ -	\$ 135,234.00	\$ -	\$ -	\$ -	Active
4282	2036N4014Z	Maintenance Zone 4014	\$ 64,766.00	\$ 149.93	\$ 41,586.53	\$ 57,735.98	\$ 7,030.02	\$ -	\$ -	Active
4285	2036N4014Z	Maintenance Zone 4014	\$ 1,690,000.00	\$ -	\$ 61,723.03	\$ 61,723.03	\$ 1,628,276.97	\$ -	\$ -	Active
4283	2036N4015Z	Maintenance Zone 4015	\$ 100,000.00	\$ -	\$ -	\$ -	\$ 94,901.57	\$ -	\$ 5,098.43	Active
4285	2036N4015Z	Maintenance Zone 4015	\$ 720,000.00	\$ -	\$ -	\$ -	\$ -	\$ -	\$ 720,000.00	Active
4281	2036N4021Z	Maintenance Zone 4021	\$ 255,909.06	\$ -	\$ 2,253.52	\$ 237,647.88	\$ 18,261.18	\$ -	\$ -	Active
4282	2036N4021Z	Maintenance Zone 4021	\$ 74,090.94	\$ -	\$ 682.20	\$ 27,167.20	\$ 46,923.74	\$ -	\$ -	Active
4285	2036N4021Z	Maintenance Zone 4021	\$ 2,930,000.00	\$ -	\$ -	\$ -	\$ 2,229,524.55	\$ -	\$ 700,475.45	Active
4281	2036N4022Z	Maintenance Zone 4022	\$ 301,197.02	\$ -	\$ -	\$ 301,197.02	\$ -	\$ -	\$ -	Active
4282	2036N4022Z	Maintenance Zone 4022	\$ -	\$ -	\$ -	\$ -	\$ -	\$ -	\$ -	Active
4283	2036N4022Z	Maintenance Zone 4022	\$ -	\$ -	\$ -	\$ -	\$ -	\$ -	\$ -	Active
4285	2036N4022Z	Maintenance Zone 4022	\$ 3,148,803.00	\$ 2,876.50	\$ 7,246.38	\$ 69,898.14	\$ 2,901.86	\$ -	\$ 3,076,003.00	Active
4282	2036N4023Z	Maintenance Zone 4023	\$ 75,000.00	\$ -	\$ 3,345.34	\$ 70,682.88	\$ 4,317.12	\$ -	\$ -	Active
4283	2036N4023Z	Maintenance Zone 4023	\$ 415,000.00	\$ -	\$ -	\$ 208,155.63	\$ 199,181.91	\$ -	\$ 7,662.46	Active
4285	2036N4029Z	Maintenance Zone 4029	\$ 200,000.00	\$ -	\$ 89,376.72	\$ 89,376.72	\$ 110,623.28	\$ -	\$ -	Active
4281	2036N4030Z	Maintenance Zone 4030	\$ 148,500.00	\$ -	\$ -	\$ 148,500.00	\$ -	\$ -	\$ -	Active
4282	2036N4030Z	Maintenance Zone 4030	\$ 717,237.92	\$ -	\$ -	\$ 717,237.92	\$ -	\$ -	\$ -	Active
4283	2036N4031Z	Maintenance Zone 4031	\$ 77,004.00	\$ -	\$ -	\$ -	\$ 77,004.00	\$ -	\$ -	Active
4282	2036N4067Z	Maintenance Zone 4067	\$ 120,000.00	\$ -	\$ -	\$ 85,939.01	\$ 20,405.99	\$ -	\$ 13,655.00	Active
4283	2036N4067Z	Maintenance Zone 4067	\$ -	\$ -	\$ -	\$ -	\$ -	\$ -	\$ -	Active
4286	2036N4067Z	Maintenance Zone 4067	\$ 950,000.00	\$ -	\$ -	\$ -	\$ -	\$ -	\$ 950,000.00	Active
4282	2036N4069Z	Maintenance Zone 4069	\$ 400,000.00	\$ -	\$ -	\$ 182,493.35	\$ -	\$ -	\$ 217,506.65	Active
4282	2036N5016Z	Maintenance Zone 5016	\$ 800,000.00	\$ -	\$ -	\$ 261,737.21	\$ -	\$ -	\$ 538,262.79	Active
4286	2036N5016Z	Maintenance Zone 5016	\$ 6,280,000.00	\$ -	\$ -	\$ -	\$ -	\$ -	\$ 6,280,000.00	Active
4285	2036N5026Z	Maintenance Zone 5026	\$ 210,000.00	\$ -	\$ 24,503.59	\$ 24,503.59	\$ -	\$ -	\$ 185,496.41	Active
4282	2036N5027Z	Maintenance Zone 5027	\$ 100,000.00	\$ -	\$ 686.88	\$ 55,355.55	\$ 44,644.45	\$ -	\$ -	Active
4285	2036N5027Z	Maintenance Zone 5027	\$ 880,000.00	\$ -	\$ -	\$ -	\$ 588,802.55	\$ -	\$ 291,197.45	Active
4283	2036N5033Z	Maintenance Zone 5033	\$ 280,000.00	\$ -	\$ 842.76	\$ 32,671.46	\$ -	\$ -	\$ 247,328.54	Active
4282	2036N5039Z	Maintenance Zone 5039	\$ 1,530,000.00	\$ -	\$ 26,210.95	\$ 1,135,513.57	\$ 24,737.76	\$ -	\$ 369,748.67	Active
4281	2036N5040Z	Maintenance Zone 5040	\$ 100,000.00	\$ -	\$ -	\$ 90,516.00	\$ 7,642.50	\$ -	\$ 1,841.50	Active
4283	2036N5040Z	Maintenance Zone 5040	\$ 680,000.00	\$ -	\$ -	\$ 607,826.21	\$ -	\$ -	\$ 72,173.79	Active
4281	2036N6035Z	Maintenance Zone 6035	\$ -	\$ -	\$ -	\$ -	\$ -	\$ -	\$ -	Active
4282	2036N6035Z	Maintenance Zone 6035	\$ 120,000.00	\$ -	\$ -	\$ 106,854.21	\$ 13,145.79	\$ -	\$ -	Active
4283	2036N6035Z	Maintenance Zone 6035	\$ 1,020,000.00	\$ -	\$ -	\$ 284,089.00	\$ 559,877.07	\$ -	\$ 176,033.93	Active
4282	2036N6142Z	Maintenance Zone 6142	\$ 242,835.87	\$ -	\$ -	\$ 242,835.87	\$ -	\$ -	\$ -	Active
4283	2036N6142Z	Maintenance Zone 6142	\$ 800,000.00	\$ -	\$ -	\$ 435,175.05	\$ -	\$ -	\$ 364,824.95	Active
4283	2036N6149Z	Maintenance Zone 6149	\$ 200,000.00	\$ -	\$ 23,822.94	\$ 23,822.94	\$ -	\$ -	\$ 176,177.06	Active
4283	2036N6150Z	Maintenance Zone 6150	\$ 450,000.00	\$ 2,438.83	\$ 11,414.52	\$ 198,293.01	\$ 18,403.99	\$ -	\$ 233,303.00	Active
4281	2036N7048Z	Maintenance Zone 7048	\$ 281,937.83	\$ -	\$ -	\$ 276,414.55	\$ 5,523.28	\$ -	\$ -	Active
4282	2036N7048Z	Maintenance Zone 7048	\$ 18,495.15	\$ -	\$ -	\$ 18,495.15	\$ -	\$ -	\$ -	Active
4283	2036N7048Z	Maintenance Zone 7048	\$ 3,451,197.00	\$ -	\$ 451,347.91	\$ 1,582,170.55	\$ 245,418.24	\$ -	\$ 1,623,608.21	Active
4281	2036N7060Z	Maintenance Zone 7060	\$ 100,000.00	\$ -	\$ -	\$ 84,169.43	\$ 2,719.50	\$ -	\$ 13,111.07	Active
4282	2036N7060Z	Maintenance Zone 7060	\$ 840,204.58	\$ -	\$ -	\$ 840,204.58	\$ -	\$ -	\$ -	Active

# 2020 GO Bond

Fund 428

As of: 3/31/2026

\$ 278,210,000.00 \$ 4,785,803.65 \$ 29,547,230.77 \$ 119,034,478.99 \$ 50,094,255.50 \$ - \$ 109,081,265.51

Fund	Project	Project Title	Revised budget	MTD Actual	YTD Actual	LTD Actual	Encumb	Committed	Balance	Status
4283	2036N7109Z	Maintenance Zone 7109	\$ 175,000.00	\$ -	\$ 79,377.54	\$ 146,385.89	\$ 28,614.11	\$ -	\$ -	Active
4285	2036N7109Z	Maintenance Zone 7109	\$ 1,405,000.00	\$ -	\$ 602,926.70	\$ 602,926.70	\$ 358,030.32	\$ -	\$ 444,042.98	Active
4281	2036N8057Z	Maintenance Zone 8057	\$ 200,000.00	\$ -	\$ -	\$ 190,000.00	\$ 10,000.00	\$ -	\$ -	Active
4283	2036N8057Z	Maintenance Zone 8057	\$ 1,700,000.00	\$ -	\$ -	\$ 1,486,822.61	\$ -	\$ -	\$ 213,177.39	Active
4281	2036N8102Z	Maintenance Zone 8102	\$ 171,234.00	\$ -	\$ 2,327.62	\$ 171,234.00	\$ -	\$ -	\$ -	Active
4282	2036N8102Z	Maintenance Zone 8102	\$ 2,378,766.00	\$ -	\$ -	\$ 1,518,606.90	\$ -	\$ -	\$ 860,159.10	Active
4282	2036N8113Z	Maintenance Zone 8113	\$ 240,000.00	\$ -	\$ -	\$ 240,000.00	\$ -	\$ -	\$ -	Active
4283	2036N8116Z	Maintenance Zone 8116	\$ 100,000.00	\$ -	\$ -	\$ 664.80	\$ 99,335.20	\$ -	\$ -	Active
4285	2036N8116Z	Maintenance Zone 8116	\$ 600,000.00	\$ -	\$ -	\$ -	\$ 480,137.59	\$ -	\$ 119,862.41	Active
4282	2036N9036Z	Maintenance Zone 9036	\$ 420,000.00	\$ -	\$ 2,718.00	\$ 218,699.20	\$ -	\$ -	\$ 201,300.80	Active
4286	2036N9036Z	Maintenance Zone 9036	\$ 3,700,000.00	\$ -	\$ -	\$ -	\$ -	\$ -	\$ 3,700,000.00	Active
4281	2036N9037Z	Maintenance Zone 9037	\$ 250,000.00	\$ -	\$ -	\$ 240,156.00	\$ -	\$ -	\$ 9,844.00	Active
4283	2036N9037Z	Maintenance Zone 9037	\$ 1,780,000.00	\$ -	\$ 16,331.23	\$ 359,871.93	\$ 1,014,596.74	\$ -	\$ 405,531.33	Active
4281	2036N9038Z	Maintenance Zone 9038	\$ 82,635.84	\$ -	\$ -	\$ 79,284.53	\$ 3,351.31	\$ -	\$ -	Active
4282	2036N9038Z	Maintenance Zone 9038	\$ 807,364.16	\$ -	\$ 3,856.03	\$ 288,213.19	\$ 85,200.25	\$ -	\$ 433,950.72	Active
4281	2036N9044Z	Maintenance Zone 9044	\$ 25,000.00	\$ -	\$ 628.00	\$ 24,527.07	\$ 472.93	\$ -	\$ -	Active
4282	2036N9044Z	Maintenance Zone 9044	\$ 325,000.00	\$ -	\$ 6,319.71	\$ 143,999.74	\$ 45,993.91	\$ -	\$ 135,006.35	Active
4282	2036N9045Z	Maintenance Zone 9045	\$ 80,000.00	\$ -	\$ -	\$ 80,000.00	\$ -	\$ -	\$ -	Active
4283	2036N9045Z	Maintenance Zone 9045	\$ 500,000.00	\$ -	\$ 1,370.00	\$ 469,154.50	\$ 20,889.35	\$ -	\$ 9,956.15	Active
4282	2036N9049Z	Maintenance Zone 9049	\$ 400,000.00	\$ -	\$ -	\$ 241,104.00	\$ -	\$ -	\$ 158,896.00	Active
4281	2036N9050Z	Maintenance Zone 9050	\$ 150,000.00	\$ -	\$ -	\$ 148,597.00	\$ 1,403.00	\$ -	\$ -	Active
4283	2036N9050Z	Maintenance Zone 9050	\$ 1,200,000.00	\$ -	\$ 1,040.00	\$ 845,189.95	\$ 345,168.51	\$ -	\$ 9,641.54	Active
4281	2036N9051Z	Maintenance Zone 9051	\$ 95,107.71	\$ -	\$ -	\$ 84,053.27	\$ 11,054.44	\$ -	\$ -	Active
4282	2036N9051Z	Maintenance Zone 9051	\$ 14,892.29	\$ -	\$ -	\$ 14,892.29	\$ -	\$ -	\$ -	Active
4283	2036N9051Z	Maintenance Zone 9051	\$ 960,000.00	\$ -	\$ 6,617.99	\$ 641,828.41	\$ 92,030.30	\$ -	\$ 226,141.29	Active
4282	2036N9052Z	Maintenance Zone 9052	\$ 180,000.00	\$ -	\$ -	\$ 180,000.00	\$ -	\$ -	\$ -	Active
4281	2036S0001Z	ADA: Sidewalk Corridors	\$ -	\$ -	\$ -	\$ -	\$ -	\$ -	\$ -	Active
4282	2036S0001Z	ADA: Sidewalk Corridors	\$ 1,390,000.00	\$ -	\$ 11,764.97	\$ 11,764.97	\$ -	\$ -	\$ 1,378,235.03	Active
4283	2036S0001Z	ADA: Sidewalk Corridors	\$ 1,270,000.00	\$ -	\$ -	\$ -	\$ -	\$ -	\$ 1,270,000.00	Active
4284	2036S0001Z	Citywide ADA Transition Plan	\$ 632,859.00	\$ -	\$ -	\$ -	\$ -	\$ -	\$ 632,859.00	Active
4285	2036S0001Z	ADA: Sidewalk Corridors	\$ 1,967,141.00	\$ -	\$ -	\$ -	\$ -	\$ -	\$ 1,967,141.00	Active
4286	2036S0001Z	ADA: Sidewalk Corridors	\$ 1,300,000.00	\$ -	\$ -	\$ -	\$ -	\$ -	\$ 1,300,000.00	Active
4281	2036S0002Z	BPI: Go Plan Implement - ENG	\$ 165,000.00	\$ -	\$ -	\$ 164,512.92	\$ 487.08	\$ -	\$ -	Active
4282	2036S0002Z	BPI: Go Plan Implement - ENG	\$ 1,300,413.00	\$ -	\$ -	\$ 1,300,413.00	\$ -	\$ -	\$ -	Active
4283	2036S0002Z	BPI: Go Plan Implement - ENG	\$ 1,034,587.00	\$ -	\$ 26,637.23	\$ 523,876.04	\$ 510,710.96	\$ -	\$ -	Active
4281	2036S0003Z	BPI: Go Plan Implement - Traff	\$ 10,000.00	\$ -	\$ -	\$ -	\$ -	\$ -	\$ 10,000.00	Active
4282	2036S0003Z	BPI: Go Plan Implement - Traff	\$ 15,000.00	\$ -	\$ -	\$ -	\$ -	\$ -	\$ 15,000.00	Active
4283	2036S0003Z	BPI: Go Plan Implement - Traff	\$ 15,000.00	\$ -	\$ -	\$ -	\$ -	\$ -	\$ 15,000.00	Active
4284	2036S0003Z	BPI: Go Plan Implement - Traff	\$ 15,000.00	\$ -	\$ -	\$ -	\$ -	\$ -	\$ 15,000.00	Active
4285	2036S0003Z	BPI: Go Plan Implement - Traff	\$ 15,000.00	\$ -	\$ -	\$ -	\$ -	\$ -	\$ 15,000.00	Active
4286	2036S0003Z	BPI: Go Plan Implement - Traff	\$ 15,000.00	\$ -	\$ -	\$ -	\$ -	\$ -	\$ 15,000.00	Active
4281	2036S0004Z	BPI: Arterial Sidewalk	\$ 500,000.00	\$ -	\$ -	\$ 500,000.00	\$ -	\$ -	\$ -	Active
4282	2036S0004Z	BPI: Arterial Sidewalk	\$ 250,000.00	\$ -	\$ -	\$ 250,000.00	\$ -	\$ -	\$ -	Active
4283	2036S0004Z	BPI: Arterial Sidewalk	\$ 250,000.00	\$ -	\$ -	\$ 250,000.00	\$ -	\$ -	\$ -	Active
4284	2036S0004Z	Bicycle/Pedestrian Infrastruct	\$ 250,000.00	\$ -	\$ -	\$ 129,267.82	\$ 100,000.00	\$ -	\$ 20,732.18	Active
4285	2036S0004Z	BPI: Arterial Sidewalk	\$ 250,000.00	\$ -	\$ -	\$ -	\$ -	\$ -	\$ 250,000.00	Active
4286	2036S0004Z	BPI: Arterial Sidewalk	\$ 275,000.00	\$ -	\$ -	\$ -	\$ -	\$ -	\$ 275,000.00	Active
4281	2036S0005Z	BPI: Non Arterial Sidewalk	\$ 150,000.00	\$ -	\$ -	\$ 150,000.00	\$ -	\$ -	\$ -	Active
4282	2036S0005Z	BPI: Non Arterial Sidewalk	\$ 75,000.00	\$ -	\$ -	\$ 75,000.00	\$ -	\$ -	\$ -	Active
4283	2036S0005Z	BPI: Non Arterial Sidewalk	\$ 75,000.00	\$ -	\$ -	\$ 47,591.43	\$ 27,408.57	\$ -	\$ -	Active

# 2020 GO Bond

Fund 428

As of: 3/31/2026

\$ 278,210,000.00 \$ 4,785,803.65 \$ 29,547,230.77 \$ 119,034,478.99 \$ 50,094,255.50 \$ - \$ 109,081,265.51

Fund	Project	Project Title	Revised budget	MTD Actual	YTD Actual	LTD Actual	Encumb	Committed	Balance	Status
4284	2036S0005Z	Bicycle/Pedestrian Infrastruct	\$ 75,000.00	\$ -	\$ -	\$ 41,623.95	\$ 33,376.05	\$ -	\$ -	Active
4285	2036S0005Z	BPI: Non Arterial Sidewalk	\$ 100,000.00	\$ -	\$ -	\$ -	\$ 100,000.00	\$ -	\$ -	Active
4286	2036S0005Z	BPI: Non Arterial Sidewalk	\$ 100,000.00	\$ 478.50	\$ 478.50	\$ 478.50	\$ 16,783.68	\$ -	\$ 82,737.82	Active
4282	2036W0001Z	Gilcrease Rd: Pine St - Admira	\$ 5,052,003.88	\$ 637.16	\$ 2,342,740.00	\$ 4,349,790.00	\$ 702,213.88	\$ -	\$ -	Active
4283	2036W0001Z	Gilcrease Rd: Pine St - Admira	\$ 9,000,000.00	\$ 3,567,851.69	\$ 5,916,719.89	\$ 5,916,719.89	\$ 3,083,280.11	\$ -	\$ -	Active
4283	2036W0002Z	81st St S-Tacoma to Maybelle	\$ 900,000.00	\$ -	\$ 769,821.68	\$ 829,127.88	\$ 70,872.12	\$ -	\$ -	Active
4285	2036W0002Z	81 St S: Tacoma - Maybelle WD	\$ 7,400,000.00	\$ -	\$ 4,534,901.23	\$ 4,534,901.23	\$ -	\$ -	\$ 2,865,098.77	Active
4283	2036W0003Z	81st St S & Elwood Intersect	\$ 755,000.00	\$ 59,057.51	\$ 231,024.62	\$ 377,703.67	\$ 100,796.33	\$ -	\$ 276,500.00	Active
4286	2036W0003Z	81 St S & Elwood Ave INTERSCTN	\$ 495,000.00	\$ -	\$ -	\$ -	\$ -	\$ -	\$ 495,000.00	Active
4281	2036W0004Z	91 St S: Memorial - Mingo Rd W	\$ -	\$ -	\$ -	\$ -	\$ -	\$ -	\$ -	Active
4282	2036W0004Z	91 St S: Memorial - Mingo Rd W	\$ 2,200,000.00	\$ -	\$ 603,679.41	\$ 1,067,167.75	\$ 1,132,832.25	\$ -	\$ -	Active
4285	2036W0004Z	91 St S: Memorial - Mingo Rd W	\$ 8,500,000.00	\$ 407.00	\$ 296,645.00	\$ 296,645.00	\$ 1,354,423.72	\$ -	\$ 6,848,931.28	Active
4282	2036W0005Z	101st St S & Sheridan INTERSCT	\$ 1,200,000.00	\$ 8,221.51	\$ 74,258.10	\$ 362,501.41	\$ 240,684.98	\$ -	\$ 596,813.61	Active
4282	2036W0006Z	81 St S: Harvard Ave - Yale Av	\$ 1,500,000.00	\$ 17,784.69	\$ 98,995.31	\$ 778,482.03	\$ 721,517.97	\$ -	\$ -	Active
4281	2036X0002Z	ADA: Transit Stops	\$ -	\$ -	\$ -	\$ -	\$ -	\$ -	\$ -	Active
4282	2036X0002Z	ADA: Transit Stops	\$ 120,000.00	\$ -	\$ -	\$ -	\$ -	\$ -	\$ 120,000.00	Active
4283	2036X0002Z	ADA: Transit Stops	\$ 70,000.00	\$ -	\$ -	\$ -	\$ -	\$ -	\$ 70,000.00	Active
4281	2036X0003Z	ADA: Signalized Intersections	\$ -	\$ -	\$ -	\$ -	\$ -	\$ -	\$ -	Active
4282	2036X0003Z	ADA: Signalized Intersections	\$ 500,000.00	\$ 200,000.00	\$ 200,000.00	\$ 200,000.00	\$ 300,000.00	\$ -	\$ -	Active
4283	2036X0003Z	ADA: Signalized Intersections	\$ 460,000.00	\$ -	\$ -	\$ -	\$ 200,000.00	\$ -	\$ 260,000.00	Active
4284	2036X0003Z	Citywide ADA Transition Plan	\$ 460,000.00	\$ -	\$ -	\$ -	\$ -	\$ -	\$ 460,000.00	Active
4285	2036X0003Z	ADA: Signalized Intersections	\$ 460,000.00	\$ -	\$ -	\$ -	\$ -	\$ -	\$ 460,000.00	Active
4286	2036X0003Z	ADA: Signalized Intersections	\$ 460,000.00	\$ -	\$ -	\$ -	\$ -	\$ -	\$ 460,000.00	Active
4282	2036X0004Z	CW Infrastructure Partnership	\$ 3,370,000.00	\$ 1,289.85	\$ 1,246,350.91	\$ 2,425,833.90	\$ 690,717.08	\$ -	\$ 253,449.02	Active
4283	2036X0004Z	CW Infrastructure Partnership	\$ 700,413.00	\$ -	\$ 5,997.35	\$ 467,960.35	\$ -	\$ -	\$ 232,452.65	Active
4284	2036X0004Z	Citywide Infrastructure Partne	\$ 1,832,227.00	\$ -	\$ -	\$ 896,383.31	\$ 487,516.20	\$ -	\$ 448,327.49	Active
4285	2036X0004Z	CW Infrastructure Partnership	\$ 427,409.00	\$ -	\$ -	\$ -	\$ -	\$ -	\$ 427,409.00	Active
4281	2036X0005Z	TE: Signal Coord and Communica	\$ 100,000.00	\$ -	\$ 12,881.58	\$ 100,000.00	\$ -	\$ -	\$ -	Active
4282	2036X0005Z	TE: Signal Coord and Communica	\$ 210,000.00	\$ 57,478.44	\$ 85,760.10	\$ 195,760.10	\$ 14,239.90	\$ -	\$ -	Active
4283	2036X0005Z	TE: Signal Coord and Communica	\$ 210,000.00	\$ -	\$ -	\$ 198,437.58	\$ 11,562.42	\$ -	\$ -	Active
4284	2036X0005Z	Traffic Engineering - Signal C	\$ 200,000.00	\$ -	\$ 822.22	\$ 195,856.54	\$ 4,143.46	\$ -	\$ -	Active
4285	2036X0005Z	TE: Signal Coord and Communica	\$ 80,000.00	\$ -	\$ 194.99	\$ 44,958.27	\$ 29,420.69	\$ -	\$ 5,621.04	Active
4286	2036X0005Z	TE: Signal Coord and Communica	\$ 80,000.00	\$ -	\$ -	\$ -	\$ -	\$ -	\$ 80,000.00	Active
4281	2036X0006Z	TE: Signal Instal, Repair and	\$ 300,000.00	\$ -	\$ -	\$ 300,000.00	\$ -	\$ -	\$ -	Active
4282	2036X0006Z	TE: Signal Instal, Repair and	\$ 630,000.00	\$ -	\$ 24,885.29	\$ 452,176.02	\$ 177,823.98	\$ -	\$ -	Active
4283	2036X0006Z	TE: Signal Instal, Repair and	\$ 630,000.00	\$ -	\$ 168,371.70	\$ 182,936.70	\$ 447,063.30	\$ -	\$ -	Active
4284	2036X0006Z	Traffic Engineering - Signal	\$ 600,000.00	\$ -	\$ -	\$ -	\$ 256,790.57	\$ -	\$ 343,209.43	Active
4285	2036X0006Z	TE: Signal Instal, Repair and	\$ 240,000.00	\$ -	\$ -	\$ -	\$ -	\$ -	\$ 240,000.00	Active
4286	2036X0006Z	TE: Signal Instal, Repair and	\$ 240,000.00	\$ -	\$ -	\$ -	\$ -	\$ -	\$ 240,000.00	Active
4281	2036X0007Z	TE: Traffic Calming	\$ 50,000.00	\$ -	\$ -	\$ 50,000.00	\$ -	\$ -	\$ -	Active
4282	2036X0007Z	TE: Traffic Calming	\$ 315,000.00	\$ -	\$ -	\$ 315,000.00	\$ -	\$ -	\$ -	Active
4283	2036X0007Z	TE: Traffic Calming	\$ 105,000.00	\$ -	\$ 16,415.63	\$ 104,788.71	\$ 211.29	\$ -	\$ -	Active
4284	2036X0007Z	Traffic Engineering - Traffic	\$ 30,000.00	\$ 4,360.18	\$ 29,808.73	\$ 29,808.73	\$ 191.27	\$ -	\$ -	Active
4281	2036X0008Z	TE: Lighting Repair and Replac	\$ 100,000.00	\$ -	\$ -	\$ 51,370.80	\$ 48,629.20	\$ -	\$ -	Active
4283	2036X0008Z	TE: Lighting Repair and Replac	\$ 210,000.00	\$ 6,881.79	\$ 28,735.99	\$ 99,234.20	\$ 110,765.80	\$ -	\$ -	Active
4284	2036X0008Z	Traffic Engineering - Lighting	\$ 270,000.00	\$ 27,209.96	\$ 220,684.00	\$ 250,000.00	\$ 20,000.00	\$ -	\$ -	Active
4285	2036X0008Z	TE: Lighting Repair and Replac	\$ 120,000.00	\$ -	\$ -	\$ -	\$ 44,759.35	\$ -	\$ 75,240.65	Active
4286	2036X0008Z	TE: Lighting Repair and Replac	\$ 120,000.00	\$ -	\$ -	\$ -	\$ -	\$ -	\$ 120,000.00	Active
4281	2036X0009Z	TE: Pavement Markings and Sign	\$ 375,000.00	\$ -	\$ -	\$ 375,000.00	\$ -	\$ -	\$ -	Active
4282	2036X0009Z	TE: Pavement Markings and Sign	\$ 785,000.00	\$ 295.44	\$ 81,886.98	\$ 695,503.04	\$ 89,496.96	\$ -	\$ -	Active

# 2020 GO Bond

Fund 428

As of: 3/31/2026

\$ 278,210,000.00 \$ 4,785,803.65 \$ 29,547,230.77 \$ 119,034,478.99 \$ 50,094,255.50 \$ - \$ 109,081,265.51

Fund	Project	Project Title	Revised budget	MTD Actual	YTD Actual	LTD Actual	Encumb	Committed	Balance	Status
4283	2036X0009Z	TE: Pavement Markings and Sign	\$ 790,000.00	\$ -	\$ -	\$ 790,000.00	\$ -	\$ -	\$ -	Active
4284	2036X0009Z	Traffic Engineering - Pavement	\$ 750,000.00	\$ -	\$ 219,813.75	\$ 480,968.98	\$ 269,031.02	\$ -	\$ -	Active
4285	2036X0009Z	TE: Pavement Markings and Sign	\$ 300,000.00	\$ 38,999.67	\$ 219,028.02	\$ 219,028.02	\$ 80,971.98	\$ -	\$ -	Active
4286	2036X0009Z	TE: Pavement Markings and Sign	\$ 300,000.00	\$ 37,179.93	\$ 37,179.93	\$ 37,179.93	\$ 262,820.07	\$ -	\$ -	Active
4281	2036X0010Z	TE: Guardrail Repair and Repl	\$ 50,000.00	\$ -	\$ -	\$ 50,000.00	\$ -	\$ -	\$ -	Active
4282	2036X0010Z	TE: Guardrail Repair and Repl	\$ 105,000.00	\$ -	\$ -	\$ 105,000.00	\$ -	\$ -	\$ -	Active
4283	2036X0010Z	TE: Guardrail Repair and Repl	\$ 105,000.00	\$ -	\$ -	\$ 105,000.00	\$ -	\$ -	\$ -	Active
4284	2036X0010Z	Traffic Engineering - Guardrai	\$ 240,000.00	\$ -	\$ 5,210.00	\$ 197,753.01	\$ -	\$ -	\$ 42,246.99	Active
4281	2036X0011Z	Arena District Master Pln Impl	\$ -	\$ -	\$ -	\$ -	\$ -	\$ -	\$ -	Active
4282	2036X0011Z	Arena District Master Pln Impl	\$ 582,458.00	\$ 30,941.58	\$ 104,964.22	\$ 295,486.17	\$ 129,749.83	\$ -	\$ 157,222.00	Active
4285	2036X0011Z	Arena District Master Pln Impl	\$ 5,417,542.00	\$ -	\$ -	\$ -	\$ -	\$ -	\$ 5,417,542.00	Active
4286	2037B0153Z	Bridge #153	\$ 50,000.00	\$ -	\$ -	\$ -	\$ -	\$ -	\$ 50,000.00	Active
4281	2037B0173Z	Bridge #173	\$ 50,000.00	\$ -	\$ -	\$ 32,950.00	\$ -	\$ -	\$ 17,050.00	Active
4283	2037B0173Z	Bridge #173	\$ 350,000.00	\$ -	\$ -	\$ -	\$ -	\$ -	\$ 350,000.00	Active
4286	2037B0179Z	Bridge #179	\$ 40,000.00	\$ -	\$ -	\$ -	\$ -	\$ -	\$ 40,000.00	Active
4286	2037B0183Z	Bridge #183	\$ 40,000.00	\$ -	\$ -	\$ -	\$ -	\$ -	\$ 40,000.00	Active
4281	2037B0201C	Bridge #201C	\$ 20,000.00	\$ -	\$ 647.32	\$ 8,647.32	\$ 11,352.68	\$ -	\$ -	Active
4282	2037B0201C	Bridge #201C	\$ 80,000.00	\$ -	\$ -	\$ -	\$ 80,000.00	\$ -	\$ -	Active
4281	2037B0204Z	Bridge #204	\$ 145,000.00	\$ -	\$ -	\$ 145,000.00	\$ -	\$ -	\$ -	Active
4282	2037B0204Z	Bridge #204	\$ 1,055,000.00	\$ 536.51	\$ 536.51	\$ 827,293.16	\$ 4,970.14	\$ -	\$ 222,736.70	Active
4286	2037B0219D	Bridge #219D	\$ 50,000.00	\$ -	\$ -	\$ -	\$ -	\$ -	\$ 50,000.00	Active
4286	2037B0225Z	Bridge #225	\$ 650,000.00	\$ -	\$ -	\$ -	\$ 650,000.00	\$ -	\$ -	Active
4281	2037B0232A	Bridge #232A	\$ 100,000.00	\$ -	\$ 76,830.96	\$ 100,000.00	\$ -	\$ -	\$ -	Active
4282	2037B0232A	Bridge #232A	\$ 600,000.00	\$ -	\$ 573,000.00	\$ 573,000.00	\$ 27,000.00	\$ -	\$ -	Active
4286	2037B0232Z	Bridge #232	\$ 50,000.00	\$ -	\$ -	\$ -	\$ -	\$ -	\$ 50,000.00	Active
4286	2037B0236Z	Bridge #236	\$ 50,000.00	\$ -	\$ -	\$ -	\$ -	\$ -	\$ 50,000.00	Active
4281	2037B0241Z	Bridge #241	\$ 150,000.00	\$ -	\$ 653.48	\$ 54,601.74	\$ 95,398.26	\$ -	\$ -	Active
4282	2037B0241Z	Bridge #241	\$ 950,000.00	\$ -	\$ -	\$ 10,000.00	\$ 940,000.00	\$ -	\$ -	Active
4281	2037B0245Z	Bridge #245	\$ 100,000.00	\$ -	\$ -	\$ 96,955.45	\$ 3,044.55	\$ -	\$ -	Active
4282	2037B0245Z	Bridge #245	\$ 735,173.71	\$ -	\$ -	\$ 735,173.71	\$ -	\$ -	\$ -	Active
4281	2037B0261B	Bridge #261B	\$ 35,000.00	\$ -	\$ -	\$ 35,000.00	\$ -	\$ -	\$ -	Active
4282	2037B0261B	Bridge #261B	\$ 140,000.00	\$ -	\$ -	\$ 79,357.11	\$ -	\$ -	\$ 60,642.89	Active
4281	2037B0263Z	Bridge #263	\$ 65,000.00	\$ -	\$ 1,861.29	\$ 40,000.00	\$ 25,000.00	\$ -	\$ -	Active
4282	2037B0263Z	Bridge #263	\$ 400,000.00	\$ -	\$ 401.01	\$ 5,401.01	\$ 394,598.99	\$ -	\$ -	Active
4281	2037B0269Z	Bridge #269	\$ 50,000.00	\$ -	\$ -	\$ 25,000.00	\$ 25,000.00	\$ -	\$ -	Active
4282	2037B0269Z	Bridge #269	\$ 350,000.00	\$ -	\$ -	\$ -	\$ 350,000.00	\$ -	\$ -	Active
4286	2037B0271Z	Bridge #271	\$ 50,000.00	\$ -	\$ -	\$ -	\$ -	\$ -	\$ 50,000.00	Active
4281	2037B0286Z	Bridge #286	\$ 30,000.00	\$ -	\$ -	\$ 8,000.00	\$ 22,000.00	\$ -	\$ -	Active
4282	2037B0286Z	Bridge #286	\$ 120,000.00	\$ -	\$ -	\$ -	\$ 120,000.00	\$ -	\$ -	Active
4281	2037B0301A	Bridge #301A	\$ 40,000.00	\$ -	\$ 5,004.20	\$ 32,817.11	\$ 7,182.89	\$ -	\$ -	Active
4282	2037B0301A	Bridge #301A	\$ 160,000.00	\$ -	\$ -	\$ 5,000.00	\$ 155,000.00	\$ -	\$ -	Active
4281	2037B0301Z	Bridge #301	\$ 30,000.00	\$ -	\$ 11,016.18	\$ 30,000.00	\$ -	\$ -	\$ -	Active
4282	2037B0301Z	Bridge #301	\$ 135,000.00	\$ -	\$ 23,724.45	\$ 28,724.45	\$ 106,275.55	\$ -	\$ -	Active
4286	2037B0315Z	Bridge #315	\$ 25,000.00	\$ -	\$ -	\$ -	\$ -	\$ -	\$ 25,000.00	Active
4286	2037B0322Z	Bridge #322	\$ 40,000.00	\$ -	\$ -	\$ -	\$ -	\$ -	\$ 40,000.00	Active
4286	2037B0336Z	Bridge #336	\$ 40,000.00	\$ -	\$ -	\$ -	\$ -	\$ -	\$ 40,000.00	Active
4286	2037B0340Z	Bridge #340	\$ 50,000.00	\$ -	\$ -	\$ -	\$ -	\$ -	\$ 50,000.00	Active
4281	2037B0343Z	Bridge #343	\$ 10,000.00	\$ -	\$ 6,000.00	\$ 10,000.00	\$ -	\$ -	\$ -	Active
4282	2037B0343Z	Bridge #343	\$ 40,000.00	\$ -	\$ 40,000.00	\$ 40,000.00	\$ -	\$ -	\$ -	Active
4286	2037B0346Z	Bridge #346	\$ 50,000.00	\$ -	\$ -	\$ -	\$ -	\$ -	\$ 50,000.00	Active

# 2020 GO Bond

Fund 428

As of: 3/31/2026

\$ 278,210,000.00 \$ 4,785,803.65 \$ 29,547,230.77 \$ 119,034,478.99 \$ 50,094,255.50 \$ - \$ 109,081,265.51

Fund	Project	Project Title	Revised budget	MTD Actual	YTD Actual	LTD Actual	Encumb	Committed	Balance	Status
4286	2037B0404Z	Bridge #404	\$ 50,000.00	\$ -	\$ -	\$ -	\$ -	\$ -	\$ 50,000.00	Active
4281	2037B0423Z	Bridge #423	\$ 20,000.00	\$ -	\$ -	\$ 8,000.00	\$ 12,000.00	\$ -	\$ -	Active
4282	2037B0423Z	Bridge #423	\$ 80,000.00	\$ -	\$ -	\$ -	\$ 80,000.00	\$ -	\$ -	Active
4286	2037B0424Z	Bridge #424	\$ 40,000.00	\$ -	\$ -	\$ -	\$ -	\$ -	\$ 40,000.00	Active
4286	2037B0425Z	Bridge #425	\$ 50,000.00	\$ -	\$ -	\$ -	\$ -	\$ -	\$ 50,000.00	Active
4286	2037B0474Z	Bridge #474	\$ 40,000.00	\$ -	\$ -	\$ -	\$ -	\$ -	\$ 40,000.00	Active
4286	2037B0482Z	Bridge #482	\$ 50,000.00	\$ -	\$ -	\$ -	\$ -	\$ -	\$ 50,000.00	Active
4281	2037B1000Z	CW Bridge Rehab and Inspection	\$ 150,000.00	\$ -	\$ -	\$ 150,000.00	\$ -	\$ -	\$ -	Active
4282	2037B1000Z	CW Bridge Rehab and Inspection	\$ 50,000.00	\$ -	\$ 5,125.56	\$ 49,806.77	\$ 193.23	\$ -	\$ -	Active
4283	2037B1000Z	CW Bridge Rehab and Inspection	\$ 100,000.00	\$ -	\$ 12,455.85	\$ 16,758.35	\$ 83,241.65	\$ -	\$ -	Active
4286	2037B1000Z	CW Bridge Rehab and Inspection	\$ 50,000.00	\$ -	\$ -	\$ -	\$ 50,000.00	\$ -	\$ -	Active
4281	2039X0009Z	TE: Traffic Studies	\$ 25,000.00	\$ -	\$ -	\$ 25,000.00	\$ -	\$ -	\$ -	Active
4282	2039X0009Z	TE: Traffic Studies	\$ 40,000.00	\$ -	\$ -	\$ 40,000.00	\$ -	\$ -	\$ -	Active
4283	2039X0009Z	TE: Traffic Studies	\$ 35,000.00	\$ -	\$ 25,000.00	\$ 31,839.40	\$ -	\$ -	\$ 3,160.60	Active
4284	2039X0009Z	Traffic Engineering - Traffic	\$ 40,000.00	\$ -	\$ 36,065.15	\$ 36,065.15	\$ 3,934.85	\$ -	\$ -	Active
4285	2039X0009Z	TE: Traffic Studies	\$ 35,000.00	\$ -	\$ -	\$ -	\$ 35,000.00	\$ -	\$ -	Active
4286	2039X0009Z	TE: Traffic Studies	\$ 40,000.00	\$ -	\$ -	\$ -	\$ -	\$ -	\$ 40,000.00	Active
4282	2036A0009Z	Pine St: Peoria Ave - Lewis Av	\$ 340,000.00	\$ -	\$ -	\$ 340,000.00	\$ -	\$ -	\$ -	Closed
4282	2036A0020Z	Lewis Ave: Pine St - Admiral P	\$ 320,000.00	\$ -	\$ -	\$ 320,000.00	\$ -	\$ -	\$ -	Closed
4281	2036A0072Z	11th St S & Lewis Ave INTERSCT	\$ 270,000.00	\$ -	\$ -	\$ 270,000.00	\$ -	\$ -	\$ -	Closed
4282	2036A0076Z	31st St S & Peoria Ave INTERSC	\$ 52,097.00	\$ -	\$ -	\$ 52,097.00	\$ -	\$ -	\$ -	Closed
4282	2036N3010Z	Maintenance Zone 3010	\$ 200,000.00	\$ -	\$ -	\$ 200,000.00	\$ -	\$ -	\$ -	Closed
4281	2036X0001Z	ADA: Transition Plan Update	\$ 250,000.00	\$ -	\$ -	\$ 250,000.00	\$ -	\$ -	\$ -	Closed
4281	2037B0167Z	Bridge #167	\$ 30,000.00	\$ -	\$ -	\$ 30,000.00	\$ -	\$ -	\$ -	Closed
4282	2037B0167Z	Bridge #167	\$ 100,000.00	\$ -	\$ -	\$ 100,000.00	\$ -	\$ -	\$ -	Closed
4281	2037B0258Z	Bridge #258	\$ 35,000.00	\$ -	\$ -	\$ 35,000.00	\$ -	\$ -	\$ -	Closed
4282	2037B0258Z	Bridge #258	\$ 240,000.00	\$ -	\$ -	\$ 240,000.00	\$ -	\$ -	\$ -	Closed
4281	2037B0261A	Bridge #261A	\$ 35,000.00	\$ -	\$ -	\$ 35,000.00	\$ -	\$ -	\$ -	Closed
4282	2037B0261A	Bridge #261A	\$ 140,000.00	\$ -	\$ -	\$ 140,000.00	\$ -	\$ -	\$ -	Closed
4281	2037B0359Z	Bridge #359	\$ 15,000.00	\$ -	\$ -	\$ 15,000.00	\$ -	\$ -	\$ -	Closed
4282	2037B0359Z	Bridge #359	\$ 35,000.00	\$ -	\$ -	\$ 35,000.00	\$ -	\$ -	\$ -	Closed

# **2024 GO BOND FUNDS**

**FUNDS 4291-4296 COMBINED**

**(2024 GENERAL OBLIGATION BOND FUNDS)**

# 2024 GO Bond

Fund 429

As of: 3/31/2026

\$ 210,185,000.00 \$ 1,241,206.08 \$ 7,648,066.58 \$ 57,196,494.28 \$ 52,604,368.21 \$ - \$ 100,384,137.51

Fund	Project	Project Title	Revised budget	MTD Actual	YTD Actual	LTD Actual	Encumb	Committed	Balance	Status
4291	2419X0011Z	Bond Issuance Cost	\$ 160,000.00	\$ -	\$ -	\$ 160,000.00	\$ -	\$ -	\$ -	Active
4292	2419X0011Z	Bond Issuance Cost	\$ 150,000.00	\$ -	\$ -	\$ 150,000.00	\$ -	\$ -	\$ -	Active
4293	2419X0011Z	Bond Issuance Cost - IoT 3	\$ 20,000.00	\$ -	\$ 9,126.00	\$ 20,000.00	\$ -	\$ -	\$ -	Active
4294	2419X0011Z	Bond Issuance Cost - IoT 3	\$ 65,000.00	\$ -	\$ 65,000.00	\$ 65,000.00	\$ -	\$ -	\$ -	Active
4295	2419X0011Z	Bond Issuance Cost - IoT 3	\$ 175,000.00	\$ -	\$ 81,271.12	\$ 81,271.12	\$ -	\$ -	\$ 93,728.88	Active
4292	2423X0012Z	Safety Training Center Drive T	\$ 4,370,000.00	\$ -	\$ -	\$ 2,791,564.27	\$ 444,893.45	\$ -	\$ 1,133,542.28	Active
4294	2424B0037Z	PSC: Building Acq & Relocation	\$ 45,000,000.00	\$ -	\$ 307,609.98	\$ 26,627,350.54	\$ 13,523,585.76	\$ -	\$ 4,849,063.70	Active
4295	2424B0039Z	PSC: Police-Courts Building De	\$ 2,500,000.00	\$ -	\$ -	\$ -	\$ -	\$ -	\$ 2,500,000.00	Active
4294	2425X0038Z	PSC: Fire/Police Equip Mainten	\$ 2,000,000.00	\$ -	\$ -	\$ -	\$ -	\$ -	\$ 2,000,000.00	Active
4295	2425X0038Z	PSC: Fire/Police Equip Mainten	\$ 14,000,000.00	\$ -	\$ -	\$ -	\$ -	\$ -	\$ 14,000,000.00	Active
4291	2436A0002Z	CW Arterial Streets R&R	\$ 3,300,000.00	\$ 576,071.22	\$ 763,998.77	\$ 763,998.77	\$ 1,026,611.61	\$ -	\$ 1,509,389.62	Active
4292	2436A0002Z	CW Arterial Streets R&R	\$ 2,333,000.00	\$ -	\$ -	\$ -	\$ -	\$ -	\$ 2,333,000.00	Active
4295	2436A0014Z	S Sheridan Ave: E 81 St-E 91 S	\$ 750,000.00	\$ -	\$ -	\$ -	\$ -	\$ -	\$ 750,000.00	Active
4295	2436A0015Z	S Sheridan Ave: E 91 St-101 St	\$ 750,000.00	\$ -	\$ -	\$ -	\$ -	\$ -	\$ 750,000.00	Active
4292	2436B0005Z	CW: Bridge Rehab & Replacement	\$ 1,925,000.00	\$ 5,109.23	\$ 188,169.75	\$ 1,225,305.03	\$ 699,694.97	\$ -	\$ -	Active
4293	2436B0005Z	CW: Bridge Rehab & Replacement	\$ 500,000.00	\$ -	\$ -	\$ -	\$ 500,000.00	\$ -	\$ -	Active
4295	2436B0005Z	CW: Bridge Rehab & Replacement	\$ 2,975,000.00	\$ -	\$ -	\$ -	\$ 1,031,752.89	\$ -	\$ 1,943,247.11	Active
4291	2436N0002Z	CW: Non-Art Street Rehab & Rep	\$ -	\$ -	\$ -	\$ -	\$ -	\$ -	\$ -	Active
4292	2436N0002Z	CW: Non-Art Street Rehab & Rep	\$ 6,267,000.00	\$ -	\$ 1,601,612.51	\$ 1,601,612.51	\$ 357,445.57	\$ -	\$ 4,307,941.92	Active
4292	2436N0007Z	CW: Alleys	\$ 200,000.00	\$ -	\$ -	\$ -	\$ 5,019.29	\$ -	\$ 194,980.71	Active
4295	2436N0007Z	CW: Alleys	\$ 200,000.00	\$ -	\$ -	\$ -	\$ -	\$ -	\$ 200,000.00	Active
4291	2436S0004Z	CW Sidewalks	\$ 100,000.00	\$ -	\$ -	\$ -	\$ -	\$ -	\$ 100,000.00	Active
4292	2436S0004Z	CW Sidewalks	\$ 480,000.00	\$ -	\$ -	\$ -	\$ -	\$ -	\$ 480,000.00	Active
4295	2436S0004Z	CW Sidewalks	\$ 875,000.00	\$ -	\$ -	\$ -	\$ -	\$ -	\$ 875,000.00	Active
4295	2436S0017Z	CW ADA:Transition Plan Impl	\$ 2,000,000.00	\$ -	\$ -	\$ -	\$ -	\$ -	\$ 2,000,000.00	Active
4291	2436W0003Z	41st St: Garnett - 129EA Widen	\$ 1,000,000.00	\$ 3,268.12	\$ 34,446.98	\$ 235,535.22	\$ 104,314.78	\$ -	\$ 660,150.00	Active
4292	2436W0003Z	41st St: Garnett - 129EA Widen	\$ 2,500,000.00	\$ -	\$ -	\$ -	\$ -	\$ -	\$ 2,500,000.00	Active
4295	2436W0013Z	Intersection - E 41st & S 145t	\$ 150,000.00	\$ -	\$ -	\$ -	\$ -	\$ -	\$ 150,000.00	Active
4291	2436X0001Z	Inflation Increases - Streets	\$ 10,400,000.00	\$ -	\$ 33.91	\$ 33.91	\$ 10,399,966.09	\$ -	\$ -	Active
4292	2436X0001Z	Inflation Increases - Streets	\$ 5,700,000.00	\$ -	\$ 94,047.49	\$ 94,047.49	\$ 5,605,952.51	\$ -	\$ -	Active
4293	2436X0001Z	Inflation Increases - Streets	\$ 10,815,000.00	\$ 123,665.54	\$ 940,899.51	\$ 940,899.51	\$ 4,010,987.33	\$ -	\$ 5,863,113.16	Active
4295	2436X0001Z	Inflation Increases - Streets	\$ 17,225,000.00	\$ -	\$ -	\$ -	\$ -	\$ -	\$ 17,225,000.00	Active
4292	2436X0002Z	CW Street Matching Funds	\$ 3,600,000.00	\$ 2,190.99	\$ 159,778.65	\$ 1,336,403.24	\$ 1,030,213.89	\$ -	\$ 1,233,382.87	Active
4293	2436X0002Z	Citywide Grant Matching Funds	\$ 3,600,000.00	\$ 65,678.32	\$ 149,614.07	\$ 298,597.94	\$ 889,502.76	\$ -	\$ 2,411,899.30	Active
4292	2436X0003Z	Engineering Testing Inspection	\$ 500,000.00	\$ -	\$ 60,189.39	\$ 487,526.31	\$ 12,473.69	\$ -	\$ -	Active
4292	2436X0006Z	CW: Traffic Engineering	\$ 2,650,000.00	\$ 11,102.50	\$ 118,447.15	\$ 183,197.55	\$ 148,468.00	\$ -	\$ 2,318,334.45	Active
4292	2443S0012Z	CW: Parks parking lot rehab	\$ 800,000.00	\$ -	\$ -	\$ -	\$ 800,000.00	\$ -	\$ -	Active
4291	2443X0005Z	Chamberlain - Pool Improvement	\$ 1,000,000.00	\$ -	\$ -	\$ 1,000,000.00	\$ -	\$ -	\$ -	Active
4292	2443X0005Z	Chamberlain - Park Improvement	\$ 5,000,000.00	\$ -	\$ -	\$ -	\$ 5,000,000.00	\$ -	\$ -	Active
4291	2443X0006Z	Swan Lake Renovations	\$ 500,000.00	\$ -	\$ 6,010.04	\$ 498,393.39	\$ 1,606.61	\$ -	\$ -	Active
4291	2443X0007Z	Zink Lake Infrastructure needs	\$ 4,352,432.22	\$ -	\$ -	\$ 4,352,432.22	\$ -	\$ -	\$ -	Active
4292	2443X0008Z	Mohawk Golf Courses Renovation	\$ 4,000,000.00	\$ -	\$ -	\$ -	\$ -	\$ -	\$ 4,000,000.00	Active
4291	2443X0009Z	Zink Lake Infrastrucure needs	\$ 647,567.78	\$ 120,017.36	\$ 180,001.49	\$ 589,831.52	\$ 53,511.06	\$ -	\$ 4,225.20	Active
4295	2443X0028Z	Johnson Park Rehabilitation	\$ 5,000,000.00	\$ -	\$ -	\$ -	\$ -	\$ -	\$ 5,000,000.00	Active
4291	2444B0008Z	Gilcrease Museum Improvs Match	\$ 10,000,000.00	\$ -	\$ -	\$ 10,000,000.00	\$ -	\$ -	\$ -	Active
4291	2444B0009Z	Tulsa Zoo Roof Replacements	\$ 1,200,000.00	\$ -	\$ -	\$ -	\$ -	\$ -	\$ 1,200,000.00	Active
4292	2444B0009Z	Tulsa Zoo Roof Replacements	\$ 1,800,000.00	\$ -	\$ -	\$ -	\$ -	\$ -	\$ 1,800,000.00	Active
4295	2444B0009Z	Tulsa Zoo Roof Replacements	\$ 1,800,000.00	\$ -	\$ -	\$ -	\$ -	\$ -	\$ 1,800,000.00	Active
4291	2444B0010Z	Tulsa Zoo Rainforest Rehab	\$ 8,000,000.00	\$ -	\$ 233,265.90	\$ 233,908.34	\$ 5,026,400.59	\$ -	\$ 2,739,691.07	Active
4294	2444B0020Z	BOK Center - Safety/Security	\$ 1,150,000.00	\$ -	\$ -	\$ -	\$ -	\$ -	\$ 1,150,000.00	Active

# 2024 GO Bond

Fund 429

As of: 3/31/2026

\$ 210,185,000.00 \$ 1,241,206.08 \$ 7,648,066.58 \$ 57,196,494.28 \$ 52,604,368.21 \$ - \$ 100,384,137.51

Fund	Project	Project Title	Revised budget	MTD Actual	YTD Actual	LTD Actual	Encumb	Committed	Balance	Status
4294	2444B0026Z	TPAC - Design/Proj Management	\$ 5,000,000.00	\$ 334,102.80	\$ 2,281,636.26	\$ 2,528,153.98	\$ 1,629,233.37	\$ -	\$ 842,612.65	Active
4295	2444B0026Z	TPAC - Design/Proj Management	\$ 5,000,000.00	\$ -	\$ -	\$ -	\$ -	\$ -	\$ 5,000,000.00	Active
4295	2444B0041Z	Zoo: Perimeter Risk Mitigation	\$ 500,000.00	\$ -	\$ -	\$ -	\$ -	\$ -	\$ 500,000.00	Active
4292	2444X0010Z	BOK Center Improvements	\$ 4,675,000.00	\$ -	\$ 372,907.61	\$ 931,431.42	\$ 223,792.99	\$ -	\$ 3,519,775.59	Active
4294	2444X0010Z	BOK Center Improvements	\$ 525,000.00	\$ -	\$ -	\$ -	\$ 78,941.00	\$ -	\$ 446,059.00	Active

# **COMBINED STATEMENT OF OTHER FUND ACTIVITY**

**FUNDS 400, 401, 403, 404, 425**

SALES TAX OVERVIEW COMMITTEE REPORT  
(FUNDS 401, 403, 404, 425, 426)  
Combined Statement of Fund Activity  
March 31, 2026

Fund	LIFE-TO-DATE APPROPRIATIONS	EXPEDITURES			ENCUMBERED/ COMMITTED	BALANCE
		CURRENT MONTH	FISCAL YEAR-TO-DATE	LIFE-TO-DATE		
<b>FUND 400 - 1985 SALES TAX ECONOMIC DE</b>	<b>\$ 810,946.70</b>	<b>\$ -</b>	<b>\$ 37,375.00</b>	<b>\$ 810,946.70</b>	<b>\$ -</b>	<b>\$ -</b>
2436S0005Z Crosbie Heights Sidewalks	37,375.00	-	37,375.00	37,375.00	-	-
<b>FUND 401 - 2001 SALES TAX FUND</b>	<b>\$ 84,907,871.03</b>	<b>\$ -</b>	<b>\$ -</b>	<b>\$ 84,905,730.03</b>	<b>\$ -</b>	<b>\$ 2,141.00</b>
2036D0008Z 1st 2nd & 4th St Two-Way Co	\$ 2,141.00	-	-	\$ -	-	\$ 2,141.00
<b>FUND 403 - 2006 EXT SALES TAX ADVACE</b>	<b>\$ 27,705,922.61</b>	<b>\$ -</b>	<b>\$ 245.83</b>	<b>\$ 27,705,922.61</b>	<b>\$ -</b>	<b>\$ -</b>
017150 Woodward & Forestry Impr.	470,000.00	-	245.83	470,000.00	-	-
<b>FUND 404 - 2008 SPECIAL TEMP SALES TA</b>	<b>\$ 149,658,132.00</b>	<b>\$ -</b>	<b>\$ 4,819.32</b>	<b>\$ 145,445,185.88</b>	<b>\$ 48,314.12</b>	<b>\$ 4,164,632.00</b>
104017 Art Rehab Citywide	81,942,004.00	-	4.00	81,942,004.00	-	-
104021 Citywide Non-arterial RTPV	34,082,000.00	-	-	34,063,044.35	18,955.65	-
104022 Citywide General Engineering	1,383,000.00	-	4,815.32	1,353,641.53	29,358.47	-
2036D0008Z 1st 2nd & 4th St Two-Way Co	4,164,632.00	-	-	-	-	4,164,632.00
<b>FUND 425 - 2005 BOND ISSUE (4250-4255)</b>	<b>\$ 75,966,288.83</b>	<b>\$ -</b>	<b>\$ -</b>	<b>\$ 75,953,279.68</b>	<b>\$ -</b>	<b>\$ 13,009.15</b>
055103 UDE Renovation	\$ 47,852.41	\$ -	\$ -	\$ 39,018.26	\$ -	\$ 8,834.15
055105 UDSW Renovation	\$ 60,629.78	\$ -	\$ -	\$ 56,454.78	\$ -	\$ 4,175.00
<b>FUND 426 - 2008 BOND ISSUE (4260-4266)</b>	<b>\$ 231,103,877.59</b>	<b>\$ -</b>	<b>\$ 159,395.00</b>	<b>\$ 230,253,131.40</b>	<b>\$ 331,126.84</b>	<b>\$ 519,619.35</b>
104009 Citywide-Arterial Rehab&Cons	\$ 354,095.52	\$ -	\$ 159,395.00	\$ 219,395.00	\$ 134,700.52	\$ -
104525 Maintenance Zone 5025	\$ 4,733,675.43	\$ -	\$ -	\$ 4,733,675.43	\$ -	\$ -
144063 Bridge Replacement And Reh.	\$ 1,787,083.90	\$ -	\$ -	\$ 1,787,083.90	\$ -	\$ -
144063 Bridge Replacement And Reh.	\$ 412,916.10	\$ -	\$ -	\$ 412,916.10	\$ -	\$ -
144101 Yale Ave 81st - 91st Wdn	\$ 1,923,304.15	\$ -	\$ -	\$ 1,923,304.15	\$ -	\$ -
144101 Yale Ave 81st - 91st Wdn	\$ 1,967,195.50	\$ -	\$ -	\$ 1,967,195.50	\$ -	\$ -
144101 Yale Ave 81st - 91st Wdn	\$ 6,996,157.43	\$ -	\$ -	\$ 6,996,157.43	\$ -	\$ -
144642 Maintenance Zone 6142	\$ 400,000.00	\$ -	\$ -	\$ 400,000.00	\$ -	\$ -
2337B0162Z Bridge #162: Boston Ave	\$ 301,333.24	\$ -	\$ -	\$ -	\$ 49,973.90	\$ 251,359.34
2337B0162Z Bridge #162 Boston Ave	\$ 280,400.04	\$ -	\$ -	\$ -	\$ 146,452.42	\$ 133,947.62
2337B0162Z Bridge #162 Boston Ave	\$ 19,236.05	\$ -	\$ -	\$ -	\$ -	\$ 19,236.05
2337B0162Z Bridge #162 Boston Ave	\$ 31,111.47	\$ -	\$ -	\$ -	\$ -	\$ 31,111.47
2337B0162Z Bridge #162 Boston Ave	\$ 416,860.24	\$ -	\$ -	\$ 332,895.37	\$ -	\$ 83,964.87

# **ALL FUNDS BUDGET ACTIONS**

# Ordinance

Version 3.7 released on 7/1/25

**CITY COUNCIL USE ONLY**

Date Received: \_\_\_\_\_  
 Committee Date: \_\_\_\_\_  
 1<sup>st</sup> Agenda Date: \_\_\_\_\_

Tracking #: \_\_\_\_\_  
 Committee: \_\_\_\_\_  
 Hearing Date: \_\_\_\_\_  
 2<sup>nd</sup> Agenda Date: \_\_\_\_\_

**CITY CLERK USE ONLY**

Scanned      Date: \_\_\_\_\_  
 Posted      Item #: \_\_\_\_\_

*All department items requiring Council approval must be submitted through the Mayor's Office.*

## Primary Details

<b>Dept. Tracking No.</b>	<b>Board Approval</b>	<b>Other Board Name</b>	<b>City Council Approval</b> <input checked="" type="radio"/> Yes <input type="radio"/> No
Finance	Jarrold Moore	jlmoore@cityoftulsa.org	918-596-7809
<b>Subject (Description)</b>	<b>Ordinance Type</b>		
Route 66 Improvements - Departmental Transfer   2025 Vision Capital Fund   Fund 478	Inter-Departmental Transfer of Funds (Council Transfer)		
<b>Section</b>	<b>Township</b>	<b>Range</b>	<b>Lot</b>
<b>Block</b>	<b>Address</b>		<b>BA / CT Number</b> CT4781302
<b>Amending Ord. No.</b>	<b>TRO Title No.</b>	<b>TRO Subtitle</b>	<b>Property/Non-Property</b>
<b>Council District</b>	<b>Zoning No.</b>	<b>PUD No.</b>	<b>Planning District</b>

## Budget

<b>Funding Source(s)</b>		
2025 Vision Capital Fund (Fund 478) / Planning and Neighborhoods Department / Route 66 Improvements:		-\$196,160.19
2025 Vision Capital Fund (Fund 478) / Parks and Recreation Department / Route 66 Improvements:		\$196,160.19
<b>TOTAL:</b>		\$0.00

## Approvals

Department: *Christy Basgall*  
 Legal: \_\_\_\_\_  
 Board: \_\_\_\_\_  
 Mayor: \_\_\_\_\_  
 Other: \_\_\_\_\_

Date: Mar 16, 2026  
 Date: \_\_\_\_\_  
 Date: \_\_\_\_\_  
 Date: \_\_\_\_\_  
 Date: \_\_\_\_\_

*SE* *JM*  
 Stephen Epp JM

## Policy Statement

### Background Information

This budget action will transfer \$196,160.19 in "Route 66 Improvements" project appropriations BETWEEN DEPARTMENTS within the 2025 VISION CAPITAL FUND (FUND 478).

Approved in the FY26 budget adoption was a transfer of most capital project appropriations from the former Department of City Experience to the Parks and Recreation Department, as part of the departmental reorganization. These project appropriations should have been included in that transfer. This budget amendment will transfer \$196,160.19 in appropriations for the "Route 66 Improvement" project from the Planning and Neighborhoods Department to the Parks and Recreation Department. This transfer is only between departments to match the current structure of City departments. The project and scope do not change.

### Summation of the Requested Action

Request Mayor and Council approve this Budget Action: CT4781302 | \$196,160.19 | Route 66 Improvements | 2025 VISION CAPITAL FUND (FUND 478).

### Emergency Clause?

### Reason for Emergency Clause

Yes

No

## Processing Information for City Clerk's Office

### Post Execution Processing

- Mail vendor copy (add'l signature copies attached)
- Must be filed with other governmental entity
- Add'l governmental entity approval(s) required

### Additional Routing and Processing Details

Set to Original - No to All

(Published in the Tulsa World

\_\_\_\_\_, 2026)

ORDINANCE NO. \_\_\_\_\_

AN ORDINANCE AMENDING THE FISCAL YEAR 2025-26 BUDGET OF THE CITY OF TULSA, OKLAHOMA TO TRANSFER UNENCUMBERED AND UNEXPENDED APPROPRIATIONS OF ONE HUNDRED NINETY-SIX THOUSAND ONE HUNDRED SIXTY DOLLARS AND NINETEEN CENTS (\$196,160.19) BETWEEN DEPARTMENTS WITHIN THE 2025 VISION CAPITAL FUND (FUND 478), AS FOLLOWS:

BE IT ORDAINED BY THE CITY OF TULSA:

Section 1. That the Fiscal Year 2025-26 Budget of the City of Tulsa, Oklahoma to Transfer Unencumbered and Unexpended Appropriations of One Hundred Ninety-Six Thousand One Hundred Sixty Dollars and Nineteen Cents (\$196,160.19) between departments within the 2025 Vision Capital Fund (Fund 478), as follows:

**2025 VISION CAPITAL FUND  
(FUND 478)**

**PLANNING AND NEIGHBORHOODS DEPARTMENT**

**Route 66 Improvements**

Capital Outlay \$( 196,160.19)

**TOTAL DEPARTMENT CHANGE \$( 196,160.19)**

**PARKS AND RECREATION DEPARTMENT**

**Route 66 Improvements**

Capital Outlay \$ 196,160.19

**TOTAL DEPARTMENT CHANGE \$ 196,160.19**

**TOTAL FUND CHANGE \$ -**

Section 2. That this ordinance shall take effect immediately from and after its adoption and approval.

Adopted by the Council: \_\_\_\_\_

Date

\_\_\_\_\_  
Chair of the Council

Approved by the Mayor of the City of Tulsa, Oklahoma, \_\_\_\_\_ at  
Date

\_\_\_\_\_  
Time

\_\_\_\_\_  
Mayor

(Seal)

ATTEST:

\_\_\_\_\_  
City Clerk

APPROVED:

\_\_\_\_\_  
City Attorney

# Ordinance

Version 3.7 released on 7/1/25



### CITY COUNCIL USE ONLY

Date Received: \_\_\_\_\_  
 Committee Date: \_\_\_\_\_  
 1<sup>st</sup> Agenda Date: \_\_\_\_\_

Tracking #: \_\_\_\_\_  
 Committee: \_\_\_\_\_  
 Hearing Date: \_\_\_\_\_  
 2<sup>nd</sup> Agenda Date: \_\_\_\_\_

### CITY CLERK USE ONLY

Scanned Date: \_\_\_\_\_  
 Posted Item #: \_\_\_\_\_

*All department items requiring Council approval must be submitted through the Mayor's Office.*

## Primary Details

<b>Dept. Tracking No.</b> BA24181377	<b>Board Approval</b> _____	<b>Other Board Name</b> _____	<b>City Council Approval</b> <input checked="" type="radio"/> Yes <input type="radio"/> No
<b>Department</b> Finance	<b>Contact Name</b> Jarrod Moore	<b>Email</b> jlmoore@cityoftulsa.org	<b>Phone</b> 918-596-7809
<b>Subject (Description)</b> PD OSBI ICAC Grant Award   Internet Crimes Against Children Fund   Subfund 2418		<b>Ordinance Type</b> Budget Amendment	
<b>Section</b> _____	<b>Township</b> _____	<b>Range</b> _____	<b>Lot</b> _____
<b>Block</b> _____	<b>Address</b> _____		<b>BA / CT Number</b> BA24181377
<b>Amending Ord. No.</b> _____	<b>TRO Title No.</b> _____	<b>TRO Subtitle</b> _____	<b>Property/Non-Property</b> _____
<b>Council District</b> _____	<b>Zoning No.</b> _____	<b>PUD No.</b> _____	<b>Planning District</b> _____

## Budget

<b>Funding Source(s)</b>	
Internet Crimes Against Children Grants Subfund 2418/Police Department/Internet Crimes Against Children:	\$22,532.00
<b>TOTAL:</b>	\$22,532.00

## Approvals

<i>CSW</i> <i>JM</i> <small>JM</small>	<b>Department:</b> <i>Christy Basgall</i>	<b>Date:</b> Mar 11, 2026
	<b>Legal:</b> _____	<b>Date:</b> _____
	<b>Board:</b> _____	<b>Date:</b> _____
	<b>Mayor:</b> _____	<b>Date:</b> _____
	<b>Other:</b> _____	<b>Date:</b> _____

## Policy Statement

### Background Information

This ordinance will appropriate \$22,532 in revenue to be received from Oklahoma State Bureau of Investigation (OSBI) within the Police Department Internet Crimes Against Children subfund. An agreement was reached between the Oklahoma State Bureau of Investigation (OSBI) and the Tulsa Police Department (TPD) for participation in a federal grant from the US Department of Justice, Office of Juvenile Justice and Delinquency Prevention (OJJDP). The OSBI shall pass through OJJDP funds to the TPD for the reimbursement of authorized expenses for the Cyber Crimes Unit. Fund will be used for equipment and training. CFDA #16.800. Grant #26213

### Summation of the Requested Action

Request that the Mayor and Council accept the revenue and approve the attached Budget Amendment Ordinance, BA2411377, \$22,532.00

**Emergency Clause?** Reason for Emergency Clause \_\_\_\_\_  
 Yes  
 No

## Processing Information for City Clerk's Office

### Post Execution Processing

- Mail vendor copy (add'l signature copies attached)
- Must be filed with other governmental entity
- Add'l governmental entity approval(s) required

### Additional Routing and Processing Details

Set to Original – Yes to all

---

(Published in the Tulsa World

\_\_\_\_\_, 2026)

ORDINANCE NO. \_\_\_\_\_

AN ORDINANCE AMENDING THE FISCAL YEAR 2025-26 BUDGET OF THE CITY OF TULSA, OKLAHOMA TO MAKE SUPPLEMENTAL APPROPRIATIONS OF TWENTY-TWO THOUSAND FIVE HUNDRED THIRTY-TWO DOLLARS AND ZERO CENTS (\$22,532.00), RECOGNIZED FROM GRANT REVENUES TO BE RECEIVED FROM OKLAHOMA STATE BUREAU OF INVESTIGATION (OSBI) WITHIN THE INTERNET CRIMES AGAINST CHILD SUB-FUND (SUB-FUND 2418), AS FOLLOWS:

BE IT ORDAINED BY THE CITY OF TULSA:

Section 1. That the Fiscal Year 2025-26 Budget of the City of Tulsa, Oklahoma to make Supplemental Appropriations of Twenty-Two Thousand Five Hundred Thirty-Two Dollars and Zero Cents (\$22,532.00), recognized from Grant Revenues to be received from Oklahoma State Bureau of Investigation (OSBI) within the Internet Crimes Against Child Sub-Fund (Sub-Fund 2418), as follows:

**INTERNET CRIMES AGAINST CHILD SUB-FUND  
(SUB-FUND 2418)  
POLICE DEPARTMENT**

**2026 Internet Crimes Against Children**

Other Services and Charges	\$ 12,532.00
Capital Outlay	\$ 10,000.00
<b>TOTAL DEPARTMENT CHANGE</b>	<b><u>\$ 22,532.00</u></b>
<b>TOTAL FUND CHANGE</b>	<b><u>\$ 22,532.00</u></b>

Section 2. That this ordinance shall take effect immediately from and after its adoption and approval.

Adopted by the Council: \_\_\_\_\_

Date

\_\_\_\_\_  
Chair of the Council

Approved by the Mayor of the City of Tulsa, Oklahoma, \_\_\_\_\_ at  
Date

\_\_\_\_\_  
Time

\_\_\_\_\_  
Mayor

(Seal)

ATTEST:

\_\_\_\_\_  
City Clerk

APPROVED:

\_\_\_\_\_  
City Attorney

# Ordinance

Version 3.5 released on 2/29/24

Use for all Ordinances including: TRO, Budget, Zoning, Declarations, Trust Indentures, etc.



### CITY COUNCIL USE ONLY

Date Received: \_\_\_\_\_  
 Committee Date: \_\_\_\_\_  
 1<sup>st</sup> Agenda Date: \_\_\_\_\_

Tracking #: \_\_\_\_\_  
 Committee: \_\_\_\_\_  
 Hearing Date: \_\_\_\_\_  
 2<sup>nd</sup> Agenda Date: \_\_\_\_\_

### CITY CLERK USE ONLY

Scanned Date: \_\_\_\_\_  
 Posted Item #: \_\_\_\_\_

**All department items requiring Council approval must be submitted through the Mayor's Office.**

<b>Dept. Tracking No.</b> BA2602945	<b>Board Approval</b> _____	<b>Other Board Name</b> _____	<b>City Council Approval</b> <input checked="" type="radio"/> Yes <input type="radio"/> No
<b>Department</b> Finance	<b>Contact Name</b> Jarrod Moore	<b>Email</b> jmoore@cityoftulsa.org	<b>Phone</b> 918-596-7809
<b>Subject (Description)</b> HOMELAND SECURITY PROGRAMS SUB-FUND (SUB-FUND 2602)   OK DHS Boat Trailers		<b>Ordinance Type</b> Budget Amendment	
<b>Section</b> _____	<b>Township</b> _____	<b>Range</b> _____	<b>Lot</b> _____
<b>Block</b> _____	<b>Address</b> _____		<b>BA / CT Number</b> BA2602945
<b>Amending Ord. No.</b> _____	<b>TRO Title No.</b> _____	<b>TRO Subtitle</b> _____	<b>Property/Non-Property</b> _____
<b>Council District</b> _____	<b>Zoning No.</b> _____	<b>PUD No.</b> _____	<b>Planning District</b> _____

### Funding Source(s)

<b>HOMELAND SECURITY PROGRAMS SUB-FUND (SUB-FUND 2602) / Fire Department / OK DHS Boat Trailers / 2629FR0007 / Capital:</b>	\$5,390.00
<b>TOTAL:</b>	\$5,390.00

**Department:** *R Williams Jarrod Moore Christy Basgall*  
**Legal:** \_\_\_\_\_  
**Board:** \_\_\_\_\_  
**Mayor:** \_\_\_\_\_  
**Other:** \_\_\_\_\_

**Date:** 03/16/2026  
**Date:** \_\_\_\_\_  
**Date:** \_\_\_\_\_  
**Date:** \_\_\_\_\_  
**Date:** \_\_\_\_\_

### Background Information

This budget action will appropriate a total of \$5,390.00 to Capital outlay accounts for the Fire Department within the HOMELAND SECURITY PROGRAMS SUB-FUND (SUB-FUND 2602)

The City of Tulsa has been awarded \$5,390 in pass-through federal funds from the Oklahoma Department of Homeland Security. These funds will be used to purchase trailers for the 3 new rescue boats purchased under grant #25228.

Request that the Mayor and Council approve the attached budget amendment, BA2602945 | Homeland Security Grant Program FY2023 (SHSP - Local) | \$5,390.00

### Summation of the Requested Action

Request the Mayor and City Council approve the attached Budget Amendment Ordinance in Sub Fund 2602 in the amount of \$5,390.00

### Emergency Clause?

Yes  
 No

### Reason for Emergency Clause

\_\_\_\_\_

**Post Execution Processing**

- Mail vendor copy (add'l signature copies attached)
- Must be filed with other governmental entity
- Add'l governmental entity approval(s) required

**Additional Routing and Processing Details**

Budget posting - Yes to Original Budget.

---

(Published in the Tulsa World

\_\_\_\_\_, 2026)

ORDINANCE NO. \_\_\_\_\_

AN ORDINANCE AMENDING THE FISCAL YEAR 2025-26 BUDGET OF THE CITY OF TULSA, OKLAHOMA, TO MAKE SUPPLEMENTAL APPROPRIATIONS OF FIVE THOUSAND THREE HUNDRED NINETY DOLLARS AND ZERO CENTS (\$5,390.00) RECOGNIZED FROM GRANT REVENUES TO BE RECEIVED FROM OKLAHOMA DEPARTMENT OF HOMELAND SECURITY WITHIN THE HOMELAND SECURITY PROGRAMS SUB-FUND (SUB-FUND 2602), AS FOLLOWS:

BE IT ORDAINED BY THE CITY OF TULSA:

Section 1. That the Fiscal Year 2025-26 Budget of the City of Tulsa, Oklahoma, be and it is hereby amended to make supplemental appropriations of Five Thousand Three Hundred Ninety Dollars and Zero Cents (\$5,390.00) from grant revenues to be received from Oklahoma Department of Homeland Security within the Homeland Security Programs Sub-Fund (Sub-Fund 2602) as follows:

**HOMELAND SECURITY PROGRAMS SUB-FUND  
(SUB-FUND 2602)  
FIRE DEPARTMENT**

**OK DHS Boat Trailers**

Capital Outlay \$ 5,390.00

**TOTAL DEPARTMENT CHANGE \$ 5,390.00**

**TOTAL FUND CHANGE \$ 5,390.00**

Section 2. That this ordinance shall take effect immediately from and after its adoption and approval.

Adopted by the Council: \_\_\_\_\_

Date

\_\_\_\_\_  
Chair of the Council

Approved by the Mayor of the City of Tulsa, Oklahoma, \_\_\_\_\_ at  
Date

\_\_\_\_\_  
Time

\_\_\_\_\_  
Mayor

(Seal)

ATTEST:

\_\_\_\_\_  
City Clerk

APPROVED:

\_\_\_\_\_  
City Attorney

# Ordinance

Version 3.5 released on 2/29/24



### CITY COUNCIL USE ONLY

Date Received: \_\_\_\_\_  
 Committee Date: \_\_\_\_\_  
 1<sup>st</sup> Agenda Date: \_\_\_\_\_

Tracking #: \_\_\_\_\_  
 Committee: \_\_\_\_\_  
 Hearing Date: \_\_\_\_\_  
 2<sup>nd</sup> Agenda Date: \_\_\_\_\_

### CITY CLERK USE ONLY

Scanned      Date: \_\_\_\_\_  
 Posted      Item #: \_\_\_\_\_

*All department items requiring Council approval must be submitted through the Mayor's Office.*

## Primary Details

<b>Dept. Tracking No.</b>	<b>Board Approval</b>	<b>Other Board Name</b>	<b>City Council Approval</b> <input checked="" type="radio"/> Yes <input type="radio"/> No
Finance	Jarrod Moore	jlmoore@cityoftulsa.org	918-596-7809
<b>Subject (Description)</b>	<b>Ordinance Type</b>		
Route 66 Musical Road   Culture and Recreation Non-FederalGrants Sub-Fund   Sub-Fund 1704	Budget Amendment		
<b>Section</b>	<b>Township</b>	<b>Range</b>	<b>Lot</b>
<b>Block</b>	<b>Address</b>		<b>BA / CT Number</b> BA1704472
<b>Amending Ord. No.</b>	<b>TRO Title No.</b>	<b>TRO Subtitle</b>	<b>Property/Non-Property</b>
<b>Council District</b>	<b>Zoning No.</b>	<b>PUD No.</b>	<b>Planning District</b>

## Budget

<b>Funding Source(s)</b>	
Culture and Recreation Non-Federal Grants Sub-Fund (Sub-Fund 1704) / Planning and Neighborhoods Department / Route 66 Musical Road:	\$110,000.00
2014 Sales Tax Fund (Fund 405) / Transfer Department / Corridor and Small Area Planning:	\$20,000.00
2014 Sales Tax Fund (Fund 405) / Planning and Neighborhoods Department / Corridor and Small Area Planning:	-\$20,000.00
<b>TOTAL:</b>	\$110,000.00

## Approvals

**Department:** *Christy Baergall*  
**Legal:** \_\_\_\_\_  
**Board:** \_\_\_\_\_  
**Mayor:** \_\_\_\_\_  
**Other:** \_\_\_\_\_

**Date:** Mar 9, 2026  
**Date:** \_\_\_\_\_  
**Date:** \_\_\_\_\_  
**Date:** \_\_\_\_\_  
**Date:** \_\_\_\_\_

*SE*  
 Stephen Epp

*JM*  
 JM

## Policy Statement

### Background Information

**Background Information:** The City of Tulsa has been awarded the state's Oklahoma Route 66 Revitalization Grant to install a Route 66 musical road that plays twelve seconds of a song by an Oklahoma musician when driven over on the stretch of road that goes over the Arkansas River Bridge and runs parallel to the Cyrus Avery Memorial Bridge. The Tulsa Route 66 Musical Road would add an interactive roadbed attraction.

Installing a musical road on the Route 66 corridor in Tulsa next to the Cyrus Avery Memorial Bridge enables the city and state to take full advantage of one of the Federal Route 66 Centennial Commission's officially sanctioned centennial projects, the Route 66 Musical Roads, which aims to create at least one musical road on Route 66 in each of the eight states. This would be the first-ever musical road installed in the state of Oklahoma and on Route 66. By participating, we ensure that Oklahoma is not left out of a national centennial project with planned marketing and promotions and we honor our legacy as the Capital of Route 66. Installing a musical road in Tulsa would increase domestic and global tourism to Oklahoma, add another must-see roadside attraction to Oklahoma and thereby increase the number of days tourists spend in the state and enhance public safety.

The project would cost a total of \$100,000 with \$10,000 allotted for contingency. It would be installed in March 2026, ahead of the start of high-traffic international tourist season, the Main Street Conference in April, and the Capital Cruise in May.

The primary vendor for this project is Route 66 Musical Roads LLC and are being utilized as a sole source. Route 66 Musicals Roads LLC is the only official Federal Route 66 Centennial Commission supplier for Route 66 musical roads in all eight states that the Mother Road traverses.

---

### Summation of the Requested Action

Request the Mayor and Council approve the attached Budget Amendment, BA1704472| Route 66 Musical Road | \$110,000.00

---

### Emergency Clause?

- Yes
- No

### Reason for Emergency Clause

---

## Processing Information for City Clerk's Office

### Post Execution Processing

- Mail vendor copy (add'l signature copies attached)
- Must be filed with other governmental entity
- Add'l governmental entity approval(s) required

### Additional Routing and Processing Details

Set to Original - Yes to 2649TH0003; no to all others

---

(Published in the Tulsa World

\_\_\_\_\_, 2026)

ORDINANCE NO. \_\_\_\_\_

AN ORDINANCE AMENDING THE FISCAL YEAR 2025-26 BUDGET OF THE CITY OF TULSA, OKLAHOMA TO MAKE SUPPLEMENTAL APPROPRIATIONS OF ONE HUNDRED TEN THOUSAND DOLLARS AND ZERO CENTS (\$110,000.00). TWENTY THOUSAND DOLLARS AND ZERO CENTS (\$20,000.00) RECOGNIZED FROM GRANT REVENUES TO BE RECEIVED FROM OKLAHOMA DEPARTMENT OF COMMERCE AND A GRANT MATCH OF NINETY THOUSAND DOLLARS AND ZERO CENTS (\$90,000.00) TRANSFER TO BE RECEIVED FROM THE WITHIN THE CULTURE AND RECREATION NON-FEDERAL GRANTS SUB-FUND (SUB-FUND 1704); AND TO TRANSFER UNENCUMBERED AND UNEXPENDED APPROPRIATION BALANCES OF NINETY THOUSAND DOLLARS AND ZERO CENTS (\$90,000.00) BETWEEN ACCOUNT GROUPS, WITHIN PROJECTS AND WITHIN THE 2014 SALES TAX FUND (405), AS FOLLOWS:

BE IT ORDAINED BY THE CITY OF TULSA:

Section 1. That the Fiscal Year 2025-26 Budget of the City of Tulsa, Oklahoma to make Supplemental Appropriations of One Hundred Ten Thousand Dollars and Zero Cents (\$110,000.00). Twenty Thousand Dollars and Zero Cents (\$20,000.00) recognized from Grant Revenues to be received from Oklahoma Department of Commerce and a Grant Match of Ninety Thousand Dollars and Zero Cents (\$90,000.00) Transfer to be received within the Culture and Recreation Non-Federal Grants Sub-Fund (Sub-Fund 1704), as follows:

**CULTURE AND RECREATION NON-FEDERAL GRANTS SUB-FUND  
(SUB-FUND 1704)**

**PLANNING AND NEIGHBORHOODS DEPARTMENT**

**Route 66 Musical Road**

Capital Outlay \$ 110,000.00

**TOTAL DEPARTMENT CHANGE \$ 110,000.00**

**TOTAL FUND CHANGE \$ 110,000.00**

Section 2. That the Fiscal Year 2025-26 Budget of the City of Tulsa, Oklahoma, be and is hereby amended to transfer unencumbered and unexpended appropriation balances of Twenty Thousand Dollars and Zero Cents (\$20,000.00) between departments and account groups, within projects and within the 2014 Sales Tax Fund (Fund 405), as follows

**2014 SALES TAX FUND  
(FUND 405)  
PLANNING AND NEIGHBORHOODS DEPARTMENT**

**Corridor and Small Area Planning**

Capital Outlay	\$( 20,000.00)
<b>TOTAL DEPARTMENT CHANGE</b>	<b><u>\$( 20,000.00)</u></b>

**TRANSFERS DEPARTMENT**

**Corridor and Small Area Planning**

Transfers Out	\$ 20,000.00
<b>TOTAL DEPARTMENT CHANGE</b>	<b><u>\$ 20,000.00</u></b>
<b>TOTAL FUND CHANGE</b>	<b><u>          -</u></b>

Section 3. That this ordinance shall take effect immediately from and after its adoption and approval.

Adopted by the Council: \_\_\_\_\_  
Date

\_\_\_\_\_  
Chair of the Council

Approved by the Mayor of the City of Tulsa, Oklahoma, \_\_\_\_\_ at  
Date

\_\_\_\_\_  
Time

\_\_\_\_\_  
Mayor

(Seal)

ATTEST:

\_\_\_\_\_  
City Clerk

APPROVED:

\_\_\_\_\_  
City Attorney

# Ordinance

Version 3.7 released on 7/1/25



### CITY COUNCIL USE ONLY

Date Received: \_\_\_\_\_  
 Committee Date: \_\_\_\_\_  
 1<sup>st</sup> Agenda Date: \_\_\_\_\_

Tracking #: \_\_\_\_\_  
 Committee: \_\_\_\_\_  
 Hearing Date: \_\_\_\_\_  
 2<sup>nd</sup> Agenda Date: \_\_\_\_\_

### CITY CLERK USE ONLY

Scanned      Date: \_\_\_\_\_  
 Posted      Item #: \_\_\_\_\_

**All department items requiring Council approval must be submitted through the Mayor's Office.**

## Primary Details

<b>Dept. Tracking No.</b> BA2400292	<b>Board Approval</b> _____	<b>Other Board Name</b> _____	<b>City Council Approval</b> <input checked="" type="radio"/> Yes <input type="radio"/> No
<b>Department</b> Finance	<b>Contact Name</b> Jarrod Moore	<b>Email</b> jmoore@cityoftulsa.org	<b>Phone</b> (918)-596-7809
<b>Subject (Description)</b> Justice Department Grants   Fund 240		<b>Ordinance Type</b> Budget Amendment	
<b>Section</b> _____	<b>Township</b> _____	<b>Range</b> _____	<b>Lot</b> _____
<b>Block</b> _____	<b>Address</b> _____	<b>BA / CT Number</b> BA2400292	
<b>Amending Ord. No.</b> _____	<b>TRO Title No.</b> _____	<b>TRO Subtitle</b> _____	<b>Property/Non-Property</b> _____
<b>Council District</b> _____	<b>Zoning No.</b> _____	<b>PUD No.</b> _____	<b>Planning District</b> _____

## Budget

<b>Funding Source(s)</b>	<b>PD Equitable Sharing Justice Subfund/Subfund 2400/Chief's Forfeiture - Justice:</b>	\$50,000.00
	<b>TOTAL:</b>	\$50,000.00

## Approvals

<i>CBW</i> <i>JM</i> <small>JM</small>	<b>Department:</b> <i>Christy Baugall</i>	<b>Date:</b> Mar 4, 2026
	<b>Legal:</b> _____	<b>Date:</b> _____
	<b>Board:</b> _____	<b>Date:</b> _____
	<b>Mayor:</b> _____	<b>Date:</b> _____
	<b>Other:</b> _____	<b>Date:</b> _____

## Policy Statement

**Background Information**  
 This ordinance will appropriate a total of \$50,000.00 from unappropriated fund balance, to the Other Services account within the Tulsa Police Department's PD Equitable Sharing Justice Subfund (Subfund 2400). The appropriated funds will be utilized for departmental training to include professional conferences such as Major Cities Chiefs Association

**Summation of the Requested Action**  
 Request that the Mayor and Council accept the revenue and approve the attached Budget Amendment Ordinance, BA2400292, \$50,000.00.

**Emergency Clause?**      **Reason for Emergency Clause**

Yes      \_\_\_\_\_

No

## Processing Information for City Clerk's Office

<b>Post Execution Processing</b>	<b>Additional Routing and Processing Details</b>
<input type="checkbox"/> Mail vendor copy (addtl signature copies attached)	Set as Original Budget: No to all
<input type="checkbox"/> Must be filed with other governmental entity	_____
<input type="checkbox"/> Addtl governmental entity approval(s) required	_____

(Published in the Tulsa World

\_\_\_\_\_, 2026)

ORDINANCE NO. \_\_\_\_\_

AN ORDINANCE AMENDING THE FISCAL YEAR 2025-26 BUDGET OF THE CITY OF TULSA, OKLAHOMA TO MAKE SUPPLEMENTAL APPROPRIATIONS OF FIFTY THOUSAND DOLLARS AND ZERO CENTS (\$50,000.00), RECOGNIZED FROM UNAPPROPRIATED FUND BALANCE WITHIN THE PD EQUITABLE SHARING JUSTICE SUB-FUND (SUB-FUND 2400), AS FOLLOWS:

BE IT ORDAINED BY THE CITY OF TULSA:

Section 1. That the Fiscal Year 2025-26 Budget of the City of Tulsa, Oklahoma be and it is hereby amended to make supplemental appropriations of Fifty Thousand Dollars and Zero Cents (\$50,000.00), recognized from Unappropriated Fund Balance within the PD Equitable Sharing Justice Sub-Fund (Sub-Fund 2400), as follows:

**PD EQUITABLE SHARING JUSTICE SUB-FUND  
(SUB-FUND 2400)  
POLICE DEPARTMENT**

**Chief's Forfeiture - Justice**

Other Services and Charges \$ 50,000.00

**TOTAL DEPARTMENT CHANGE \$ 50,000.00**

**TOTAL FUND CHANGE \$ 50,000.00**

Section 2. That this ordinance shall take effect immediately from and after its adoption and approval.

Adopted by the Council: \_\_\_\_\_

Date

\_\_\_\_\_  
Chair of the Council

Approved by the Mayor of the City of Tulsa, Oklahoma, \_\_\_\_\_ at

Date

\_\_\_\_\_  
Time

\_\_\_\_\_

Mayor

(Seal)

ATTEST:

---

City Clerk

APPROVED:

---

City Attorney

# Ordinance

Version 3.7 released on 7/1/25



### CITY COUNCIL USE ONLY

Date Received: \_\_\_\_\_  
 Committee Date: \_\_\_\_\_  
 1<sup>st</sup> Agenda Date: \_\_\_\_\_

Tracking #: \_\_\_\_\_  
 Committee: \_\_\_\_\_  
 Hearing Date: \_\_\_\_\_  
 2<sup>nd</sup> Agenda Date: \_\_\_\_\_

### CITY CLERK USE ONLY

Scanned Date: \_\_\_\_\_  
 Posted Item #: \_\_\_\_\_

*All department items requiring Council approval must be submitted through the Mayor's Office.*

## Primary Details

<b>Dept. Tracking No.</b> CT2420139	<b>Board Approval</b> _____	<b>Other Board Name</b> _____	<b>City Council Approval</b> <input checked="" type="radio"/> Yes <input type="radio"/> No
<b>Department</b> Finance	<b>Contact Name</b> Jarrod Moore	<b>Email</b> jlmoores@cityoftulsa.org	<b>Phone</b> 918-526-7809
<b>Subject (Description)</b> 2024 Sexual Assault Kit Initiative   Fund 240		<b>Ordinance Type</b> Inter-Departmental Transfer of Funds (Council Transfer)	
<b>Section</b> _____	<b>Township</b> _____	<b>Range</b> _____	<b>Lot</b> _____
<b>Block</b> _____	<b>Address</b> _____		<b>BA / CT Number</b> CT2420139
<b>Amending Ord. No.</b> _____	<b>TRO Title No.</b> _____	<b>TRO Subtitle</b> _____	<b>Property/Non-Property</b> _____
<b>Council District</b> _____	<b>Zoning No.</b> _____	<b>PUD No.</b> _____	<b>Planning District</b> _____

## Budget

<b>Funding Source(s)</b>		
Sexual Assault Kit Initiative Subfund/Police Department/2024 Sexual Assault Kit Initiative/Other Services:		-\$146,511.00
Sexual Assault Kit Initiative Subfund/Police Department/2024 Sexual Assault Kit Initiative/Personal Services:		\$146,511.00
<b>TOTAL:</b>		\$0.00

## Approvals

<i>CSW</i> <i>JM</i> <small>CSW JM</small>	<b>Department:</b> <u>Christy Basgall</u>	<b>Date:</b> <u>Mar 4, 2026</u>
	<b>Legal:</b> _____	<b>Date:</b> _____
	<b>Board:</b> _____	<b>Date:</b> _____
	<b>Mayor:</b> _____	<b>Date:</b> _____
	<b>Other:</b> _____	<b>Date:</b> _____

## Policy Statement

**Background Information**  
 This action will transfer a total of \$146,511 of unencumbered and unexpended available balance between account groups within the Police Department 2024 National Sexual Assault Kit Initiative project (2529FR0011). The funds will be used for overtime to assist the Lead SAK Investigator with researching police reports and SAK reports. Munis Grant #25216, CFDA #16.833.

**Summation of the Requested Action**  
 Request Mayor and Council approve the attached Budget Amendment Ordinance, Sexual Assault Kit Initiative Subfund, Subfund 2420, CT2420139.

**Emergency Clause?**  
 Yes  
 No

**Reason for Emergency Clause**  
 \_\_\_\_\_

## Processing Information for City Clerk's Office

### Post Execution Processing

- Mail vendor copy (add'l signature copies attached)
- Must be filed with other governmental entity
- Add'l governmental entity approval(s) required

### Additional Routing and Processing Details

No to original budget

---

(Published in the Tulsa World

\_\_\_\_\_, 2026)

ORDINANCE NO. \_\_\_\_\_

AN ORDINANCE AMENDING THE FISCAL YEAR 2025-26 BUDGET OF THE CITY OF TULSA, OKLAHOMA TO TRANSFER UNENCUMBERED AND UNEXPENDED APPROPRIATIONS OF ONE HUNDRED FORTY-SIX THOUSAND FIVE HUNDRED ELEVEN DOLLARS AND ZERO CENTS (\$146,511.00) BETWEEN ACCOUNT GROUPS WITHIN THE SEXUAL ASSAULT KIT INITIATIVE SUB-FUND (SUB-FUND 2420), AS FOLLOWS:

BE IT ORDAINED BY THE CITY OF TULSA:

Section 1. That the Fiscal Year 2025-26 Budget of the City of Tulsa, Oklahoma to Transfer Unencumbered and Unexpended Appropriations of One Hundred Forty-Six Thousand Five Hundred Eleven Dollars and Zero Cents (\$146,511.00) between account groups within the Sexual Assault Kit Initiative Sub-Fund (Sub-Fund 2420), as follows:

**SEXUAL ASSAULT KIT INITIATIVE SUB-FUND**

**(SUB-FUND 2420)**

**POLICE DEPARTMENT**

**Sexual Assault Kit Initiative**

Other Services and Charges	\$( 146,511.00)
Personal Services	\$ 146,511.00
<b>TOTAL DEPARTMENT CHANGE</b>	<b>\$ <u>          -</u></b>
<b>TOTAL FUND CHANGE</b>	<b>\$ <u>          -</u></b>

Section 2. That this ordinance shall take effect immediately from and after its adoption and approval.

Adopted by the Council: \_\_\_\_\_

Date

\_\_\_\_\_  
Chair of the Council

Approved by the Mayor of the City of Tulsa, Oklahoma, \_\_\_\_\_ at  
Date

\_\_\_\_\_  
Time

\_\_\_\_\_  
Mayor

(Seal)

ATTEST:

\_\_\_\_\_  
City Clerk

APPROVED:

\_\_\_\_\_  
City Attorney

# Ordinance

Version 3.7 released on 7/1/25



### CITY COUNCIL USE ONLY

Date Received: \_\_\_\_\_  
 Committee Date: \_\_\_\_\_  
 1<sup>st</sup> Agenda Date: \_\_\_\_\_

Tracking #: \_\_\_\_\_  
 Committee: \_\_\_\_\_  
 Hearing Date: \_\_\_\_\_  
 2<sup>nd</sup> Agenda Date: \_\_\_\_\_

### CITY CLERK USE ONLY

Scanned Date: \_\_\_\_\_  
 Posted Item #: \_\_\_\_\_

**All department items requiring Council approval must be submitted through the Mayor's Office.**

## Primary Details

<b>Dept. Tracking No.</b> BA2420196	<b>Board Approval</b> _____	<b>Other Board Name</b> _____	<b>City Council Approval</b> <input checked="" type="radio"/> Yes <input type="radio"/> No
<b>Department</b> Finance	<b>Contact Name</b> Jarrod Moore	<b>Email</b> jlmoore@cityoftulsa.org	<b>Phone</b> (918)-596-7809
<b>Subject (Description)</b> 2026 IACP LE Victim Services   Justice Department Grants 240		<b>Ordinance Type</b> Budget Amendment	
<b>Section</b> _____	<b>Township</b> _____	<b>Range</b> _____	<b>Lot</b> _____
<b>Block</b> _____	<b>Address</b> _____	<b>BA / CT Number</b> BA2420196	
<b>Amending Ord. No.</b> _____	<b>TRO Title No.</b> _____	<b>TRO Subtitle</b> _____	<b>Property/Non-Property</b> _____
<b>Council District</b> _____	<b>Zoning No.</b> _____	<b>PUD No.</b> _____	<b>Planning District</b> _____

## Budget

<b>Funding Source(s)</b>	
Victim Services Technical Assistance Program Subfund/Subfund 2430/2026 IACP LE Victim Services:	\$10,000.00
<b>TOTAL:</b>	\$10,000.00

## Approvals

<i>CSW</i> <i>JM</i> <small>JM</small>	<b>Department:</b> <u>Christy Baagall</u>	<b>Date:</b> <u>Mar 4, 2026</u>
	<b>Legal:</b> _____	<b>Date:</b> _____
	<b>Board:</b> _____	<b>Date:</b> _____
	<b>Mayor:</b> _____	<b>Date:</b> _____
	<b>Other:</b> _____	<b>Date:</b> _____

## Policy Statement

**Background Information**  
 This Ordinance will appropriate \$10,000, recognized revenue received through a International Association of Chiefs of Police (IACP) 2026 Law enforcement Based Victim Services Technical Assistance Program, awarded to the Tulsa Police Department within the Victim Services Technical Assistance Program subfund (2430).The funds will be used to help pay for the setup of 2 victim soft interview rooms at the Tulsa Police Department. The soft interview rooms will provide a safe, comfortable and calming environment to help reduce stress and anxiety for survivors of violent crimes and their families as they meet with advocates from the Victim Services Unit. Federal CFDA 16.582, Munis Grant 26207.

**Summation of the Requested Action**  
 Request that the Mayor and Council approve the attached Budget Amendment Ordinance, Victim Services Technical Assistance Program Subfund, Subfund 2430, BA2430196, \$10,000.00.

**Emergency Clause?**  Yes  No  
**Reason for Emergency Clause** \_\_\_\_\_

## Processing Information for City Clerk's Office

### Post Execution Processing

- Mail vendor copy (add'l signature copies attached)
- Must be filed with other governmental entity
- Add'l governmental entity approval(s) required

### Additional Routing and Processing Details

Set as Original Budget: Yes to all

---

(Published in the Tulsa World

\_\_\_\_\_, 2026)

ORDINANCE NO. \_\_\_\_\_

AN ORDINANCE AMENDING THE FISCAL YEAR 2025-26 BUDGET OF THE CITY OF TULSA, OKLAHOMA TO MAKE SUPPLEMENTAL APPROPRIATIONS OF TEN THOUSAND DOLLARS AND ZERO CENTS (\$10,000.00), RECOGNIZED FROM GRANT REVENUES TO BE RECEIVED FROM INTERNATIONAL ASSOCIATION OF CHIEFS OF POLICE (IACP) WITHIN THE VICTIM SERVICES TECHNICAL ASSISTANCE PROGRAM SUB-FUND (SUB-FUND 2430), AS FOLLOWS:

BE IT ORDAINED BY THE CITY OF TULSA:

Section 1. That the Fiscal Year 2025-26 Budget of the City of Tulsa, Oklahoma to make Supplemental Appropriations of Ten Thousand Dollars and Zero Cents (\$10,000.00), recognized from Grant Revenues to be received from International Association of Chiefs of Police (IACP) within the Victim Services Technical Assistance Program Sub-Fund (Sub-Fund 2430), as follows:

**VICTIM SERVICES TECH ASSIS PRO SUB-FUND  
(SUB-FUND 2430)  
POLICE DEPARTMENT**

**2026 IACP LE Victim Services**

Materials and Supplies \$ 10,000.00

**TOTAL DEPARTMENT CHANGE \$ 10,000.00**

**TOTAL FUND CHANGE \$ 10,000.00**

Section 2. That this ordinance shall take effect immediately from and after its adoption and approval.

Adopted by the Council: \_\_\_\_\_

Date

\_\_\_\_\_  
Chair of the Council

Approved by the Mayor of the City of Tulsa, Oklahoma, \_\_\_\_\_ at  
Date

\_\_\_\_\_  
Time

\_\_\_\_\_  
Mayor

(Seal)

ATTEST:

\_\_\_\_\_  
City Clerk

APPROVED:

\_\_\_\_\_  
City Attorney

# Ordinance

Version 3.7 released on 7/1/25



### CITY COUNCIL USE ONLY

Date Received: \_\_\_\_\_  
 Committee Date: \_\_\_\_\_  
 1<sup>st</sup> Agenda Date: \_\_\_\_\_

Tracking #: \_\_\_\_\_  
 Committee: \_\_\_\_\_  
 Hearing Date: \_\_\_\_\_  
 2<sup>nd</sup> Agenda Date: \_\_\_\_\_

### CITY CLERK USE ONLY

Scanned      Date: \_\_\_\_\_  
 Posted      Item #: \_\_\_\_\_

**All department items requiring Council approval must be submitted through the Mayor's Office.**

## Primary Details

<b>Dept. Tracking No.</b> BA1701904	<b>Board Approval</b> _____	<b>Other Board Name</b> _____	<b>City Council Approval</b> <input checked="" type="radio"/> Yes <input type="radio"/> No
<b>Department</b> Finance	<b>Contact Name</b> Jarrod Moore	<b>Email</b> jlmoore@cityoftulsa.org	<b>Phone</b> 9185967809
<b>Subject (Description)</b> Animal Welfare - Donations   SOCIAL & ECO DEV NON FEDERAL GRANT FUND [SUB FUND 1705]		<b>Ordinance Type</b> Budget Amendment	
<b>Section</b> _____	<b>Township</b> _____	<b>Range</b> _____	<b>Lot</b> _____
<b>Block</b> _____	<b>Address</b> _____		<b>BA / CT Number</b> BA17051904
<b>Amending Ord. No.</b> _____	<b>TRO Title No.</b> _____	<b>TRO Subtitle</b> _____	<b>Property/Non-Property</b> _____
<b>Council District</b> _____	<b>Zoning No.</b> _____	<b>PUD No.</b> _____	<b>Planning District</b> _____

## Budget

Funding Source(s)	
Social and Eco Devo Nonfed Grants Fund   Fund 1705   Animal Services   Animal Welfare - Donations   Materials and Supplies   17052411.521124:	\$59,656.49
Social and Eco Devo Nonfed Grants Fund   Fund 1705   Planning & Neighborhoods   Animal Welfare - Donations   Other Services   17055242.531105:	-\$14,968.25
Social and Eco Devo Nonfed Grants Fund   Fund 1705   Planning & Neighborhoods   Animal Welfare - Donations   Materials & Supplies   17055242.521124:	-\$3,678.24
<b>TOTAL:</b>	<b>\$41,010.00</b>

## Approvals

CSW

JM

Department: *Christy Baergall*  
 Legal: \_\_\_\_\_  
 Board: \_\_\_\_\_  
 Mayor: \_\_\_\_\_  
 Other: \_\_\_\_\_

Date: Mar 9, 2026  
 Date: \_\_\_\_\_  
 Date: \_\_\_\_\_  
 Date: \_\_\_\_\_  
 Date: \_\_\_\_\_

## Policy Statement

### Background Information

This action will will perform two actions.

- 1) Appropriate \$41,010.00 from unassigned available fund balance generated from donations to the Animal Shelter; within the Social and Economic Development Non-Federal Grants Fund (Fund 1705). Funds will be used to cover food, supplies, and medical/lab expenses.
- 2) Transfer remaining unexpended and unencumbered appropriation balances from the Department of Planning and Neighborhoods to the Department of Animal Services. This is necessary due to the Re-organization approved in FY26; and will permit accurate workflow approvals for Animal Services staff.

---

### Summation of the Requested Action

Request Mayor and Council approve the attached Budget Amendment Ordinance, Social and Economic Development Nonfed Grants Fund 170, BA17051904, \$41,010.00

---

### Emergency Clause?

Yes

No

### Reason for Emergency Clause

---

## Processing Information for City Clerk's Office

### Post Execution Processing

- Mail vendor copy (add'l signature copies attached)
- Must be filed with other governmental entity
- Add'l governmental entity approval(s) required

### Additional Routing and Processing Details

No to original budget

---

(Published in the Tulsa World  
\_\_\_\_\_, 2026)

ORDINANCE NO. \_\_\_\_\_

AN ORDINANCE AMENDING THE FISCAL YEAR 2025-26 BUDGET OF THE CITY OF TULSA, OKLAHOMA TO MAKE SUPPLEMENTAL APPROPRIATIONS OF FORTY-ONE THOUSAND AND TEN DOLLARS AND ZERO CENTS (\$41,010.00), RECOGNIZED FROM AVAILABLE FUND BALANCE AND TRANSFER AVAILABLE APPROPRIATIONS OF EIGHTEEN THOUSAND SIX HUNDRED FORTY-SIX DOLLARS AND FORTY-NINE CENTS (\$18,646.49) BETWEEN DEPARTMENTS AND ACCOUNT GROUPS WITHIN THE SOCIAL AND ECO DEVO NONFED GRANT FUND (FUND 1705) AS FOLLOWS:

BE IT ORDAINED BY THE CITY OF TULSA:

Section 1. That the Fiscal Year 2025-26 Budget of the City of Tulsa, Oklahoma, is hereby amended to make supplemental appropriations of Forty-One Thousand and Ten Dollars and Zero Cents (\$41,010.00), recognized from available fund balance within the Social and Eco Devo Nonfed Grant Fund (Fund 1705) as follows:

**SOCIAL AND ECO DEVO NONFED GRANT FUND (FUND 1705)**

**ANIMAL SERVICES**

Animal Shelter Donations	
Other Services	\$41,010.00
<b>TOTAL FUND INCREASE</b>	<b>\$41,010.00</b>

Section 2. That the Fiscal Year 2025-26 Budget of the City of Tulsa, Oklahoma, is hereby amended to transfer unencumbered and unexpended appropriations of Eighteen Thousand Six Hundred Forty-Six Dollars and Forty-Nine Cents (\$18,646.49), between departments and account groups within the Social and Eco Devo Nonfed Grant Fund (Fund 1705) as follows:

**SOCIAL AND ECO DEVO NONFED GRANT FUND (FUND 1705)**

**ANIMAL SERVICES**

Animal Shelter Donations	
Other Services	\$18,646.49
<b>TOTAL DEPARTMENT CHANGE</b>	<b>\$18,646.49</b>

**PLANNING AND NEIGHBORHOODS**

Animal Shelter Donations	
Materials and Supplies	(\$3,678.24)
Other Services	(\$14,968.25)
<b>TOTAL DEPARTMENT CHANGE</b>	<b>(\$18,646.49)</b>
 <b>TOTAL FUND INCREASE</b>	 <b>\$0.00</b>

Section 3. That this ordinance shall take effect immediately from and after its adoption and approval.

Adopted by the Council: \_\_\_\_\_  
Date

\_\_\_\_\_  
Chair of the Council

OFFICE OF THE MAYOR

Approved by the Mayor of the City of Tulsa, Oklahoma, \_\_\_\_\_ at  
Date

\_\_\_\_\_  
Time

\_\_\_\_\_  
Mayor

(Seal)

ATTEST:

\_\_\_\_\_  
City Clerk

APPROVED:

\_\_\_\_\_  
City Attorney

# Ordinance

Version 3.7 released on 7/1/25

Use for all Ordinances including: TRO, Budget, Zoning, Declarations, Trust Indentures, etc.



**CITY COUNCIL USE ONLY**

Date Received: \_\_\_\_\_  
Committee Date: \_\_\_\_\_  
1<sup>st</sup> Agenda Date: \_\_\_\_\_

Tracking #: \_\_\_\_\_  
Committee: \_\_\_\_\_  
Hearing Date: \_\_\_\_\_  
2<sup>nd</sup> Agenda Date: \_\_\_\_\_

**CITY CLERK USE ONLY**

Scanned      Date: \_\_\_\_\_  
 Posted      Item #: \_\_\_\_\_




**All department items requiring Council approval must be submitted through the Mayor's Office.**

<b>Dept. Tracking No.</b> CT300191	<b>Board Approval</b> _____	<b>Other Board Name</b> _____	<b>City Council Approval</b> <input checked="" type="radio"/> Yes <input type="radio"/> No
<b>Department</b> Finance	<b>Contact Name</b> Jarrod Moore	<b>Email</b> jmoore@cityoftulsa.org	<b>Phone</b> 918-596-7809
<b>Subject (Description)</b> American Rescue Plan Act Sub-Fund 3001 - Multiple Projects Municipal Courts		<b>Ordinance Type</b> Inter-Departmental Transfer of Funds (Council Transfer)	
<b>Section</b> _____	<b>Township</b> _____	<b>Range</b> _____	<b>Lot</b> _____
<b>Block</b> _____	<b>Address</b> _____		<b>BA / CT Number</b> CT300191
<b>Amending Ord. No.</b> _____	<b>TRO Title No.</b> _____	<b>TRO Subtitle</b> _____	<b>Property/Non-Property</b> _____
<b>Council District</b> _____	<b>Zoning No.</b> _____	<b>PUD No.</b> _____	<b>Planning District</b> _____

**Funding Source(s)**

American Rescue Plan Act (Sub-Fund 3001)   2159FR0302   MC Organizational Development   Municipal Courts   Other Services:	-\$82,567.00
American Rescue Plan Act (Sub-Fund 3001)   2159FR0302   MC Organizational Development   Municipal Courts   Materials & Supplies:	\$4,632.20
American Rescue Plan Act (Sub-Fund 3001)   2159FR0305   MC Organizational Development   Municipal Courts   Personal Services:	\$1,180.87
American Rescue Plan Act (Sub-Fund 3001)   2159FR0306   MC Organizational Development   Municipal Courts   Personal Services:	\$63,266.63
American Rescue Plan Act (Sub-Fund 3001)   2159FR0304   MC Organizational Development   Municipal Courts   Capital Outlay:	\$13,487.30

**TOTAL:** \$0.00

**Department:**   

**Legal:** \_\_\_\_\_

**Board:** \_\_\_\_\_

**Mayor:** \_\_\_\_\_

**Other:** \_\_\_\_\_

**Date:** 03/04/2026

**Date:** \_\_\_\_\_

**Date:** \_\_\_\_\_

**Date:** \_\_\_\_\_

**Date:** \_\_\_\_\_

**Background Information**

This Council Transfer will move funds totaling \$82,567.00 between projects within the AMERICAN RESCUE PLAN ACT (ARPA) SUB-FUND [SUB-FUND 3001].

Ordinance 24800 appropriated \$3,492,060 in ARPA funds to the Municipal Court. For tracking purposes funds were split between multiple projects. Funds were to be used for activities including, but not limited to, facility improvements, mental health initiatives, organizational capacity and community outreach.

This council transfer moves funds between projects at the request of the Municipal Court to cover anticipated expenditure and to ensure all federal funds are expended before the ARPA expiration deadline.

Request the Mayor and Council approve the attached Budget Amendment, BA300191 | ARPA Municipal Courts | \$82,567.00

---

**Summation of the Requested Action**

Request the Mayor and Council approve the attached Budget Amendment CT300191 | American Rescue Plan Act (Sub-Fund 3001) | \$82,567

---

**Emergency Clause?**

Yes

No

**Reason for Emergency Clause**

---

**Post Execution Processing**

- Mail vendor copy (add'l signature copies attached)
- Must be filed with other governmental entity
- Add'l governmental entity approval(s) required

**Additional Routing and Processing Details**

SET ORIGINAL BUDGET - NO TO ALL

---

(Published in the Tulsa World

\_\_\_\_\_, 2026)

ORDINANCE NO. \_\_\_\_\_

AN ORDINANCE AMENDING THE FISCAL YEAR 2025-26 BUDGET OF THE CITY OF TULSA OKLAHOMA, TO TRANSFER AVAILABLE APPROPRIATIONS OF EIGHTY-TWO THOUSAND FIVE HUNDRED SIXTY-SEVEN DOLLARS AND ZERO CENTS (\$82,567.00), BETWEEN PROJECTS AND ACCOUNT GROUPS WITHIN THE AMERICAN RESCUE PLAN ACT SUB-FUND (SUB-FUND 3001), AS FOLLOWS:

BE IT ORDAINED BY THE CITY OF TULSA:

Section 1. That the Fiscal Year 2025-26 Budget of the City of Tulsa, Oklahoma, be and it is hereby amended to transfer unencumbered and unexpended appropriations of Eighty-Two Thousand Five Hundred Sixty-Seven Dollars and Zero Cents (\$82,567.00), between projects and account groups within the American Rescue Plan Act Sub-Fund (Sub-Fund 3001).

**AMERICAN RESCUE PLAN ACT SUB-FUND  
(SUB-FUND 3001)**

**MUNICIPAL COURT DEPARTMENT**

**Municipal Courts Community Outreach**

Other Services and Charges \$ (82,567.00)

Materials and Supplies \$ 4,632.20

**Municipal Courts Mental Health Initiatives**

Personal Services \$ 1,180.87

**Municipal Courts Organizational Development**

Personal Services \$ 63,266.63

**Municipal Courts Facility Improvements**

Capital Outlay \$ 13,487.30

**TOTAL DEPARTMENT CHANGE** \$ 0.00

**TOTAL FUND CHANGE** \$ 0.00

Section 2. That this ordinance shall take effect immediately from and after its adoption and approval.

Adopted by the Council: \_\_\_\_\_

Date

\_\_\_\_\_  
Chair of the Council

Approved by the Mayor of the City of Tulsa, Oklahoma, \_\_\_\_\_ at  
Date

\_\_\_\_\_  
Time

\_\_\_\_\_  
Mayor

(Seal)

ATTEST:

\_\_\_\_\_  
City Clerk

APPROVED:

\_\_\_\_\_  
City Attorney

# Ordinance

Version 3.7 released on 7/1/25



<b>CITY COUNCIL USE ONLY</b> Date Received: _____ Committee Date: _____ 1 <sup>st</sup> Agenda Date: _____	Tracking #: _____ Committee: _____ Hearing Date: _____ 2 <sup>nd</sup> Agenda Date: _____	<b>CITY CLERK USE ONLY</b> <input type="checkbox"/> Scanned      Date: _____ <input type="checkbox"/> Posted         Item #: _____
---	--	--

**All department items requiring Council approval must be submitted through the Mayor's Office.**

## Primary Details

<b>Dept. Tracking No.</b>	<b>Board Approval</b> Tulsa Metropolitan Utility Authority	<b>Other Board Name</b>	<b>City Council Approval</b> <input checked="" type="radio"/> Yes <input type="radio"/> No
<b>Department</b> Finance	<b>Contact Name</b> Jarrod Moore	<b>Email</b> jimoore@cityoftulsa.org	<b>Phone</b> 918-596-7809
<b>Subject (Description)</b> Fund 5600, 7400, 7500 balance transfers to current projects	<b>Ordinance Type</b> Inter-Departmental Transfer of Funds (Council Transfer)		
<b>Section</b>	<b>Township</b>	<b>Range</b>	<b>Lot</b>
<b>Block</b>	<b>Address</b>		<b>BA / CT Number</b> CT56002035
<b>Amending Ord. No.</b>	<b>TRO Title No.</b>	<b>TRO Subtitle</b>	<b>Property/Non-Property</b>
<b>Council District</b>	<b>Zoning No.</b>	<b>PUD No.</b>	<b>Planning District</b>

## Budget

<b>Funding Source(s)</b>	
Stormwater Capital Projects Sub-Fund   Sub-Fund 5600   Water & Sewer   Citywide Flood Control:	-\$33,324.78
Stormwater Capital Projects Sub-Fund   Sub-Fund 5600   Water & Sewer   Stormwater Improvements Citywide:	\$33,324.78
Stormwater Capital Projects Sub-Fund   Sub-Fund 5600   Water & Sewer   Town Center Detention:	-\$51,487.36
Stormwater Capital Projects Sub-Fund   Sub-Fund 5600   Water & Sewer   Repair & Rehabilitation:	\$51,487.36
Stormwater Capital Projects Sub-Fund   Sub-Fund 5600   Water & Sewer   American Airlines:	-\$1,000,000.00
Stormwater Capital Projects Sub-Fund   Sub-Fund 5600   Water & Sewer   Citywide Rehabilitation & Replacement:	\$1,000,000.00
TMUA Water Capital Projects Sub-Fund   Sub-Fund 7400   Water & Sewer   A.B. Jewell Clarifier Upgrade/Rehabilitation:	-\$119,133.89
TMUA Water Capital Projects Sub-Fund   Sub-Fund 7400   Water & Sewer   A.B. Jewell Water Treatment Plant-Residuals Improvement 3:	\$119,133.89
TMUA Sewer Capital Projects Sub-Fund   Sub-Fund 7500   Water & Sewer   Areawide Point Repairs:	-\$2,341.15
TMUA Sewer Capital Projects Sub-Fund   Sub-Fund 7500   Water & Sewer   Sewer Rehabilitation Area Wide:	\$2,341.15
<b>TOTAL:</b>	<b>\$0.00</b>

### Approvals

  
Stephen Epp

  
JM

Department: *Christy Baagall* \_\_\_\_\_  
 Legal: \_\_\_\_\_  
 Board: \_\_\_\_\_  
 Mayor: \_\_\_\_\_  
 Other: \_\_\_\_\_

Feb 6, 2026

Date: \_\_\_\_\_  
 Date: \_\_\_\_\_  
 Date: \_\_\_\_\_  
 Date: \_\_\_\_\_  
 Date: \_\_\_\_\_

### Policy Statement

#### Background Information

This budget action will transfer unexpended and unencumbered appropriation balances between projects in the STORMWATER CAPITAL PROJECTS FUND (Sub-Fund 5600) in the amount of \$1,084,812.14, the TMUA WATER CAPITAL PROJECTS FUND (Sub-Fund 7400) in the amount of \$119,133.89, and the TMUA SEWER CAPITAL PROJECTS FUND (Sub-Fund 7500) in the amount of \$2,341.15. The projects from which appropriations are being transferred are completed in scope and remaining appropriations are residual. The following project will be closed by this action: 163120 (Citywide Flood Control), 2331F00005 (Town Center Detention), 2331F00009 (American Airlines), 2331W00009 (AB Jewell Water Treatment Plant Residuals Improvement 3), and 2131S0012Z (Areawide Point Repairs). The appropriations will go to projects related in scope..

#### Summation of the Requested Action

Request for Mayor and Council to approve CT56002035 to move residual appropriations to active projects and close projects identified within the RFA. | \$1,206,287.18

#### Emergency Clause?

Yes

No

#### Reason for Emergency Clause

### Processing Information for City Clerk's Office

#### Post Execution Processing

- Mail vendor copy (add'l signature copies attached)
- Must be filed with other governmental entity
- Add'l governmental entity approval(s) required

#### Additional Routing and Processing Details

Original Budget: NO

(Published in the Tulsa World

\_\_\_\_\_, 2026)

ORDINANCE NO. \_\_\_\_\_

AN ORDINANCE AMENDING THE FISCAL YEAR 2025-26 BUDGET OF THE CITY OF TULSA OKLAHOMA, TO TRANSFER AVAILABLE APPROPRIATIONS OF ONE MILLION EIGHTY-FOUR THOUSAND EIGHT HUNDRED TWELVE DOLLARS AND FOURTEEN CENTS (\$1,084,812.14), BETWEEN PROJECTS WITHIN THE STORMWATER CAPITAL PROJECTS SUB-FUND (SUB-FUND 5600), ONE HUNDRED NINETEEN THOUSAND ONE HUNDRED THIRTY-THREE DOLLARS AND EIGHTY-NINE CENTS (\$119,133.89), BETWEEN PROJECTS WITHIN THE TMUA WATER CAPITAL PROJECTS SUB-FUND (SUB-FUND 7400), AND TWO THOUSAND THREE HUNDRED FORTY-ONE DOLLARS AND FIFTEEN CENTS (\$2,341.15), BETWEEN PROJECTS WITHIN THE TMUA SEWER CAPITAL PROJECTS SUB-FUND (SUB-FUND 7500), AS FOLLOWS:

BE IT ORDAINED BY THE CITY OF TULSA:

Section 1. That the Fiscal Year 2025-26 Budget of the City of Tulsa, Oklahoma, be and it is hereby amended to transfer unencumbered and unexpended appropriations of One Million Eighty-Four Thousand Eight Hundred Twelve Dollars and Fourteen Cents (\$1,084,812.14), between projects within the Stormwater Capital Projects Sub-Fund (Sub-Fund 5600).

**STORMWATER CAPITAL PROJECTS SUB-FUND  
(SUB-FUND 5600)**

**WATER AND SEWER DEPARTMENT**

**Citywide Flood Control**

Capital Outlay \$ (33,324.78)

**Stormwater Improvements Citywide**

Capital Outlay \$ 33,324.78

**Town Center Detention**

Capital Outlay \$ (51,487.36)

**Repair & Rehabilitation**

Capital Outlay \$ 51,487.36

**American Airlines**

Capital Outlay \$ (1,000,000.00)

**Citywide Rehabilitation & Replacement**

Capital Outlay \$ 1,000,000.00

**TOTAL FUND CHANGE**

**\$ -**

Section 2. That the Fiscal Year 2025-26 Budget of the City of Tulsa, Oklahoma, be and it is hereby amended to transfer unencumbered and unexpended appropriations of One Hundred Nineteen Thousand One Hundred Thirty-Three Dollars and Eighty-Nine Cents (\$119,133.89), between projects within the TMUA Water Capital Projects Sub-Fund (Sub-Fund 7400).

**TMUA WATER CAPITAL PROJECTS SUB-FUND  
(SUB-FUND 7400)**

**WATER AND SEWER DEPARTMENT**

**AB Jewell Clarifier Upgrade/Rehabilitation**

Capital Outlay	\$ (119,133.89)
----------------	-----------------

**AB Jewell Water Treatment Plant Improvements Residuals Improvements 3**

Capital Outlay	\$ <u>119,133.89</u>
----------------	----------------------

<b>TOTAL FUND CHANGE</b>	<b>\$ <u><u>-</u></u></b>
--------------------------	---------------------------

Section 3. That the Fiscal Year 2025-26 Budget of the City of Tulsa, Oklahoma, be and it is hereby amended to transfer unencumbered and unexpended appropriations of Two Thousand Three Hundred Forty-One Dollars and Fifteen Cents (\$2,341.15), between projects within the TMUA Sewer Capital Projects Sub-Fund (Sub-Fund 7500).

**TMUA SEWER CAPITAL PROJECTS SUB-FUND  
(SUB-FUND 7500)**

**WATER AND SEWER DEPARTMENT**

**Areawide Point Repairs**

Capital Outlay	\$ (2,341.15)
----------------	---------------

**Sewer Rehabilitation Area Wide**

Capital Outlay	\$ 2,341.15
----------------	-------------

<b>TOTAL FUND CHANGE</b>	<b>\$ <u><u>-</u></u></b>
--------------------------	---------------------------

Section 4. That this ordinance shall take effect immediately from and after its adoption and approval.

Adopted by the Council: \_\_\_\_\_  
Date

\_\_\_\_\_  
Chair of the Council

Approved by the Mayor of the City of Tulsa, Oklahoma, \_\_\_\_\_ at  
Date

\_\_\_\_\_  
Time

---

Mayor

(Seal)

ATTEST:

---

City Clerk

APPROVED:

---

City Attorney