

# Average Turnaround Times for 1st Reviews

April 2026

Permit Type:	Building (Commercial)	Building (Residential)	Zoning	WSD	Sidewalk/Driveway (Commercial)	Sidewalk/Driveway (Residential)
<b>Avg. Time for 1st Review (Business Days)</b>	<b>10</b>	<b>7</b>	<b>8</b>	<b>4</b>	<b>13</b>	<b>9</b>

## Building (Commercial) Permit 1st Review Times

Permit type	Building	Planning/Zoning	Water/Sewer/Drainage
<input type="checkbox"/> <b>Building (Commercial)</b>			
Retaining Wall		10.00	5.00
Parking Lot	10.83	9.40	9.00
Outdoor Storm Shelter	13.00	10.00	5.00
New Multi Family	12.00	10.00	9.00
New	14.00	9.67	5.67
Foundation Only	10.50	9.00	7.50
Fence or Wall Fence	10.33	9.40	7.00
Alteration-Priority	2.75		
Alteration	11.00	9.44	8.40
Addition	12.75	9.00	5.33
Addendum	5.07	5.00	
Accessory Structure	49.33	10.17	5.75

## Building (Residential) Permit 1st Review Times

Permit type	Building	Floodplain Review	Planning/Zoning	Water/Sewer/Drainage
<input type="checkbox"/> <b>Building (Residential)</b>				
Accessory Structure	4.62		5.85	3.55
Addendum	2.00		1.33	2.00
Addition	5.33		6.85	2.46
Alteration	7.56		8.33	11.80
Deck	6.00		6.00	1.00
Duplex	4.25		6.50	3.00
Fence or Wall Fence	4.83		5.20	3.60
Indoor Storm Shelter	1.60			
Manufactured Housing Unit	7.00		8.00	5.00
New Single Family	5.04	1.00	6.20	3.13
Outdoor Storm Shelter	4.25		6.00	2.00
Repair	1.00	1.00		
Retaining Wall			10.00	10.00

## Zoning Permit 1st Review Times

Permit type	Planning/Zoning
<input type="checkbox"/> <b>Zoning</b>	
Commercial	8.50
Residential	6.54

## WSD Permit 1st Review Times

Permit type	Watershed Review
<input type="checkbox"/> <b>Watershed</b>	
Commercial	4.00

## Sidewalk/Driveway (Commercial) Permit 1st Review Times

Permit type	Streets and Stormwater
<input type="checkbox"/> <b>Sidewalk/Driveway (Commercial)</b>	
Arterial	41.00
Non-Arterial	10.67

## Sidewalk/Driveway (Residential) Permit 1st Review Times

Permit type	Planning/Zoning	Streets and Stormwater
<input type="checkbox"/> <b>Sidewalk/Driveway (Residential)</b>		
Non-Arterial	6.00	7.56
Arterial	12.00	12.00

# Total Reviews Completed

April 2026

Permit Type:	Building (Commercial)	Building (Residential)	Zoning	WSD	Sidewalk/Driveway (Commercial)	Sidewalk/Driveway (Residential)
<b>Total Building Permits Reviewed</b>	<b>97</b>	<b>135</b>	<b>24</b>	<b>4</b>	<b>6</b>	<b>57</b>

## Building (Commercial)

Permit type	Total Permits
<input checked="" type="checkbox"/> <b>Building (Commercial)</b>	<b>97</b>
Accessory Structure	5
Addendum	27
Addition	4
Alteration	40
Alteration-Priority	4
Fence or Wall Fence	3
Foundation Only	2
New	1
New Multi Family	1
Outdoor Storm Shelter	2
Parking Lot	7
Retaining Wall	1
<b>Total</b>	<b>97</b>

## Building (Residential)

Permit type	Total Permits
<input checked="" type="checkbox"/> <b>Building (Residential)</b>	<b>135</b>
Accessory Structure	13
Addendum	7
Addition	12
Alteration	18
Deck	1
Duplex	8
Fence or Wall Fence	5
Foundation Only	1
Indoor Storm Shelter	5
Manufactured Housing Unit	1
New Single Family	56
Outdoor Storm Shelter	4
Repair	3
Retaining Wall	1
<b>Total</b>	<b>135</b>

## Zoning

Permit type	Total Permits
<input checked="" type="checkbox"/> <b>Zoning</b>	<b>24</b>
Commercial	10
Residential	14
<b>Total</b>	<b>24</b>

## WSD

Permit type	Total Permits
<input checked="" type="checkbox"/> <b>Watershed</b>	<b>4</b>
Commercial	4
<b>Total</b>	<b>4</b>

## Sidewalk/Driveway (Commercial)

Permit type	Total Permits
<input checked="" type="checkbox"/> <b>Sidewalk/Driveway (Commercial)</b>	<b>6</b>
Arterial	2
Non-Arterial	4
<b>Total</b>	<b>6</b>

## Sidewalk/Driveway (Residential)

Permit type	Total Permits
<input checked="" type="checkbox"/> <b>Sidewalk/Driveway (Residential)</b>	<b>57</b>
Arterial	1
Non-Arterial	56
<b>Total</b>	<b>57</b>



# Average Turnaround Times for 1st Reviews - 60 Day Avg.

Permit Type:	Building (Commercial)	Building (Residential)	Zoning	WSD	Sidewalk/Driveway (Commercial)	Sidewalk/Driveway (Residential)
Avg. Time for 1st Review (Business Days)	10	6	7	3	12	10

## Building (Commercial) Permit 1st Review Times

Permit type	Building	Floodplain Review	Planning/Zoning	Water/Sewer/Drainage
<b>Building (Commercial)</b>				
Accessory Structure	25.87		8.50	5.64
Addendum	5.44		3.87	1.00
Addition	12.29		8.71	4.88
Alteration	10.93		9.06	6.67
Alteration-Priority	3.13			
Fence or Wall Fence	10.25		9.50	7.33
Foundation Only	10.50		9.00	7.50
New	12.11		9.20	5.57
New Multi Family	12.00		10.00	9.00
Outdoor Storm Shelter	13.00		10.00	5.00
Parking Lot	10.86		9.29	7.33
Repair	1.00	1.00		
Retaining Wall			8.67	3.33

## Building (Residential) Permit 1st Review Times

Permit type	Building	Floodplain Review	Planning/Zoning	Water/Sewer/Drainage
<b>Building (Residential)</b>				
Accessory Structure	4.26		5.86	2.95
Addendum	1.94		2.63	1.40
Addition	4.40		6.17	2.52
Alteration	6.87		7.45	10.33
Deck	6.00		6.00	1.00
Duplex	4.60		6.40	3.20
Fence or Wall Fence	3.67		5.13	2.88
Foundation Only	10.00		6.00	10.00
Indoor Storm Shelter	1.75			
Manufactured Housing Unit	7.00		8.00	5.00
New Single Family	4.51	1.00	5.67	3.34
Outdoor Storm Shelter	4.25		6.00	2.00
Repair	1.00	1.00		
Retaining Wall			7.00	7.00

## Zoning Permit 1st Review Times

Permit type	Planning/Zoning
<b>Zoning</b>	
Commercial	7.81
Residential	5.70

## WSD Permit 1st Review Times

Permit type	Floodplain Review	Watershed Review
<b>Watershed</b>		
Commercial	3.00	3.14
Residential		1.00

## Sidewalk/Driveway (Commercial) Permit 1st Review Times

Permit type	Streets and Stormwater
<b>Sidewalk/Driveway (Commercial)</b>	
Arterial	22.00
Non-Arterial	9.75

## Sidewalk/Driveway (Residential) Permit 1st Review Times

Permit type	Planning/Zoning	Streets and Stormwater
<b>Sidewalk/Driveway (Residential)</b>		
Non-Arterial	5.65	9.15
Arterial	12.00	12.00

# Total Reviews Completed - Last 60 Days

Permit Type:	Building (Commercial)	Building (Residential)	Zoning	WSD	Sidewalk/Driveway (Commercial)	Sidewalk/Driveway (Residential)
<b>Total Building Permits Reviewed</b>	<b>204</b>	<b>231</b>	<b>48</b>	<b>8</b>	<b>9</b>	<b>104</b>

## Building (Commercial)

Permit type	Total Permits
<input checked="" type="checkbox"/> <b>Building (Commercial)</b>	<b>204</b>
Accessory Structure	14
Addendum	64
Addition	7
Alteration	73
Alteration-Priority	8
Fence or Wall Fence	4
Foundation Only	2
New	11
New Multi Family	1
Outdoor Storm Shelter	2
Parking Lot	8
Repair	7
Retaining Wall	3
<b>Total</b>	<b>204</b>

## Building (Residential)

Permit type	Total Permits
<input checked="" type="checkbox"/> <b>Building (Residential)</b>	<b>231</b>
Accessory Structure	23
Addendum	18
Addition	28
Alteration	27
Deck	1
Duplex	10
Fence or Wall Fence	8
Foundation Only	1
Indoor Storm Shelter	8
Manufactured Housing Unit	1
New Single Family	91
Outdoor Storm Shelter	4
Repair	6
Retaining Wall	2
<b>Total</b>	<b>231</b>

## Zoning

Permit type	Total Permits
<input checked="" type="checkbox"/> <b>Zoning</b>	<b>48</b>
Commercial	21
Residential	27
<b>Total</b>	<b>48</b>

## WSD

Permit type	Total Permits
<input checked="" type="checkbox"/> <b>Watershed</b>	<b>8</b>
Commercial	7
Residential	1
<b>Total</b>	<b>8</b>

## Sidewalk/Driveway (Commercial)

Permit type	Total Permits
<input checked="" type="checkbox"/> <b>Sidewalk/Driveway (Commercial)</b>	<b>9</b>
Arterial	4
Non-Arterial	5
<b>Total</b>	<b>9</b>

## Sidewalk/Driveway (Residential)

Permit type	Total Permits
<input checked="" type="checkbox"/> <b>Sidewalk/Driveway (Residential)</b>	<b>104</b>
Arterial	1
Non-Arterial	103
<b>Total</b>	<b>104</b>



# Average Turnaround Times for 1st Reviews - 90 Day Avg.

Permit Type:	Building (Commercial)	Building (Residential)	Zoning	WSD	Sidewalk/Driveway (Commercial)	Sidewalk/Driveway (Residential)
Avg. Time for 1st Review (Business Days)	9	5	7	3	11	10

## Building (Commercial) Permit 1st Review Times

Permit type	Building	Floodplain Review	Planning/Zoning	Water/Sewer/Drainage
<b>Building (Commercial)</b>				
Accessory Structure	20.65		7.41	5.24
Addendum	5.40		2.93	3.00
Addition	12.00		8.25	4.88
Alteration	10.60		7.89	6.18
Alteration-Priority	3.43			
Fence or Wall Fence	9.67		8.38	8.11
Foundation Only	10.67		9.33	8.33
New	12.00		8.21	6.05
New Multi Family	12.00		10.00	9.00
Outdoor Storm Shelter	13.00		10.00	5.00
Parking Lot	10.75		8.75	7.40
Repair	1.00	1.00		
Retaining Wall			9.00	4.75
Shell Building	14.00			
Telecommunication and Broadcast Tower	5.50			

## Building (Residential) Permit 1st Review Times

Permit type	Building	Floodplain Review	Planning/Zoning	Water/Sewer/Drainage
<b>Building (Residential)</b>				
Accessory Structure	3.88		5.06	2.73
Addendum	1.93		2.31	2.10
Addition	4.08		5.54	2.55
Alteration	5.55		6.07	10.33
Deck	6.00		6.00	1.00
Duplex	4.38		5.88	3.50
Fence or Wall Fence	3.67		5.13	2.88
Foundation Only	10.00		6.00	10.00
Indoor Storm Shelter	1.67			
Manufactured Housing Unit	7.00		8.00	5.00
New Single Family	3.92	1.00	5.30	2.96
Outdoor Storm Shelter	3.67		4.33	2.60
Repair	1.00	1.00		
Retaining Wall			7.00	7.00
Townhouse	1.67		1.00	1.00

## Zoning Permit 1st Review Times

Permit type	Planning/Zoning
<b>Zoning</b>	
Commercial	7.07
Residential	6.08

## WSD Permit 1st Review Times

Permit type	Floodplain Review	Watershed Review
<b>Watershed</b>		
Commercial	3.00	3.13
Residential		2.50

## Sidewalk/Driveway (Commercial) Permit 1st Review Times

Permit type	Streets and Stormwater
<b>Sidewalk/Driveway (Commercial)</b>	
Arterial	14.50
Non-Arterial	9.80

## Sidewalk/Driveway (Residential) Permit 1st Review Times

Permit type	Planning/Zoning	Streets and Stormwater
<b>Sidewalk/Driveway (Residential)</b>		
Non-Arterial	5.50	8.93
Arterial	12.00	12.50

# Total Reviews Completed - Last 90 Days

Permit Type:	Building (Commercial)	Building (Residential)	Zoning	WSD	Sidewalk/Driveway (Commercial)	Sidewalk/Driveway (Residential)
<b>Total Building Permits Reviewed</b>	<b>284</b>	<b>315</b>	<b>65</b>	<b>10</b>	<b>13</b>	<b>117</b>

## Building (Commercial)

Permit type	Total Permits
<input type="checkbox"/> <b>Building (Commercial)</b>	<b>284</b>
Accessory Structure	22
Addendum	90
Addition	8
Alteration	94
Alteration-Priority	14
Fence or Wall Fence	7
Foundation Only	3
New	18
New Multi Family	1
Outdoor Storm Shelter	2
Parking Lot	9
Repair	7
Retaining Wall	5
Shell Building	2
Telecommunication and Broadcast Tower	2
<b>Total</b>	<b>284</b>

## Building (Residential)

Permit type	Total Permits
<input type="checkbox"/> <b>Building (Residential)</b>	<b>315</b>
Accessory Structure	33
Addendum	28
Addition	38
Alteration	44
Deck	1
Duplex	16
Fence or Wall Fence	8
Foundation Only	1
Indoor Storm Shelter	9
Manufactured Housing Unit	1
New Single Family	113
Outdoor Storm Shelter	6
Repair	12
Retaining Wall	2
Townhouse	3
<b>Total</b>	<b>315</b>

## Zoning

Permit type	Total Permits
<input type="checkbox"/> <b>Zoning</b>	<b>65</b>
Commercial	29
Residential	36
<b>Total</b>	<b>65</b>

## WSD

Permit type	Total Permits
<input type="checkbox"/> <b>Watershed</b>	<b>10</b>
Commercial	8
Residential	2
<b>Total</b>	<b>10</b>

## Sidewalk/Driveway (Commercial)

Permit type	Total Permits
<input type="checkbox"/> <b>Sidewalk/Driveway (Commercial)</b>	<b>13</b>
Arterial	7
Non-Arterial	6
<b>Total</b>	<b>13</b>

## Sidewalk/Driveway (Residential)

Permit type	Total Permits
<input type="checkbox"/> <b>Sidewalk/Driveway (Residential)</b>	<b>117</b>
Arterial	2
Non-Arterial	115
<b>Total</b>	<b>117</b>



# Average Turnaround Times for 1st Reviews - 180 Day Avg.

DEVELOPMENT SERVICES

Permit Type:	Building (Commercial)	Building (Residential)	Zoning	WSD	Sidewalk/Driveway (Commercial)	Sidewalk/Driveway (Residential)
Avg. Time for 1st Review (Business Days)	10	5	6	3	13	12

## Building (Commercial) Permit 1st Review Times

Permit type	Building	Floodplain Review	Planning/Zoning	Water/Sewer/Drainage
<b>Building (Commercial)</b>				
Accessory Structure	18.66	5.00	6.41	5.65
Addendum	5.54		2.58	3.00
Addition	12.86		7.71	6.57
Alteration	11.46		6.11	4.81
Alteration-Priority	3.46			
Fence or Wall Fence	8.83		6.64	8.36
Foundation Only	10.67		9.33	8.33
New	12.17		7.56	6.96
New Multi Family	12.00		10.00	9.00
Outdoor Storm Shelter	13.00		10.00	5.00
Parking Lot	10.91			7.08
Repair	1.00	1.00		
Retaining Wall			6.71	5.43
Shell Building	12.20		5.80	10.20
Telecommunication and Broadcast Tower	8.00		1.00	1.00

## Building (Residential) Permit 1st Review Times

Permit type	Building	Floodplain Review	Planning/Zoning	Water/Sewer/Drainage
<b>Building (Residential)</b>				
Accessory Structure	2.85	1.00	4.51	2.85
Addendum	1.84		1.98	2.20
Addition	3.20	5.00	4.82	3.28
Alteration	4.93	1.00	5.21	8.50
Deck	6.00		6.00	1.00
Duplex	3.35		5.29	3.56
Fence or Wall Fence	3.67		5.13	2.88
Foundation Only	10.00		6.00	10.00
Indoor Storm Shelter	1.39			
Manufactured Housing Unit	4.00		4.50	3.00
New Single Family	3.29	1.00	4.72	2.97
Outdoor Storm Shelter	3.67		4.33	2.60
Repair	1.00	1.00		
Retaining Wall			5.33	4.50
Townhouse	1.50		2.75	2.75

### Zoning Permit 1st Review Times

Permit type	Planning/Zoning
<b>Zoning</b>	
Commercial	6.33
Residential	5.34

### WSD Permit 1st Review Times

Permit type	Floodplain Review	Watershed Review
<b>Watershed</b>		
Commercial	2.00	3.28
Residential		2.50

## Sidewalk/Driveway (Commercial) Permit 1st Review Times

Permit type	Streets and Stormwater
<b>Sidewalk/Driveway (Commercial)</b>	
Arterial	14.93
Non-Arterial	8.40

## Sidewalk/Driveway (Residential) Permit 1st Review Times

Permit type	Planning/Zoning	Streets and Stormwater
<b>Sidewalk/Driveway (Residential)</b>		
Non-Arterial	5.16	8.38
Arterial	12.00	24.00

# Total Reviews Completed - Last 180 Days

Permit Type:	Building (Commercial)	Building (Residential)	Zoning	WSD	Sidewalk/Driveway (Commercial)	Sidewalk/Driveway (Residential)
<b>Total Building Permits Reviewed</b>	<b>516</b>	<b>574</b>	<b>107</b>	<b>20</b>	<b>27</b>	<b>228</b>

## Building (Commercial)

Permit type	Total Permits
<input type="checkbox"/> <b>Building (Commercial)</b>	<b>516</b>
Accessory Structure	31
Addendum	151
Addition	15
Alteration	197
Alteration-Priority	26
Fence or Wall Fence	13
Foundation Only	3
New	27
New Multi Family	8
Outdoor Storm Shelter	2
Parking Lot	13
Repair	11
Retaining Wall	7
Shell Building	5
Telecommunication and Broadcast Tower	7
<b>Total</b>	<b>516</b>

## Building (Residential)

Permit type	Total Permits
<input type="checkbox"/> <b>Building (Residential)</b>	<b>574</b>
Accessory Structure	55
Addendum	45
Addition	89
Alteration	84
Deck	1
Duplex	34
Fence or Wall Fence	8
Foundation Only	1
Indoor Storm Shelter	23
Manufactured Housing Unit	2
New Single Family	183
Outdoor Storm Shelter	6
Repair	33
Retaining Wall	6
Townhouse	4
<b>Total</b>	<b>574</b>

## Zoning

Permit type	Total Permits
<input type="checkbox"/> <b>Zoning</b>	<b>107</b>
Commercial	49
Residential	58
<b>Total</b>	<b>107</b>

## WSD

Permit type	Total Permits
<input type="checkbox"/> <b>Watershed</b>	<b>20</b>
Commercial	18
Residential	2
<b>Total</b>	<b>20</b>

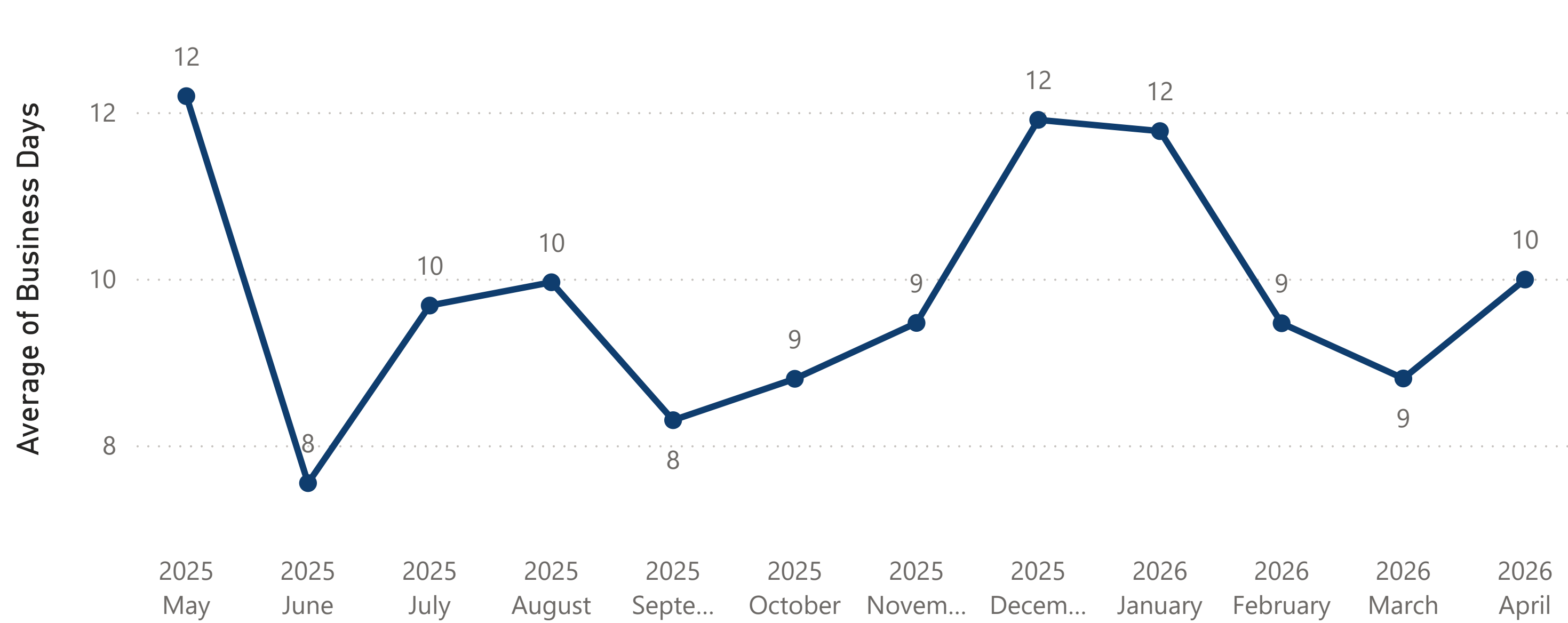
## Sidewalk/Driveway (Commercial)

Permit type	Total Permits
<input type="checkbox"/> <b>Sidewalk/Driveway (Commercial)</b>	<b>27</b>
Arterial	15
Non-Arterial	12
<b>Total</b>	<b>27</b>

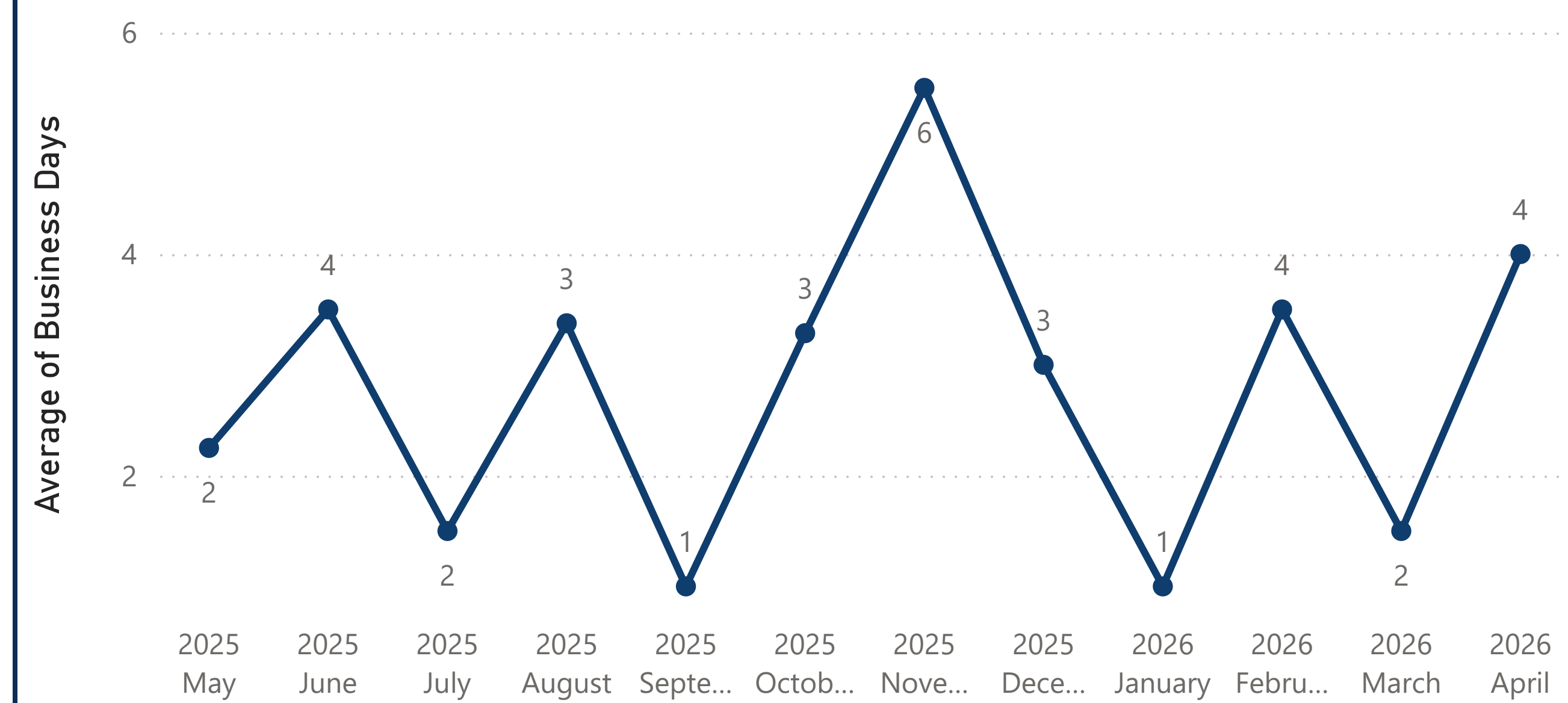
## Sidewalk/Driveway (Residential)

Permit type	Total Permits
<input type="checkbox"/> <b>Sidewalk/Driveway (Residential)</b>	<b>228</b>
Arterial	8
Non-Arterial	220
<b>Total</b>	<b>228</b>

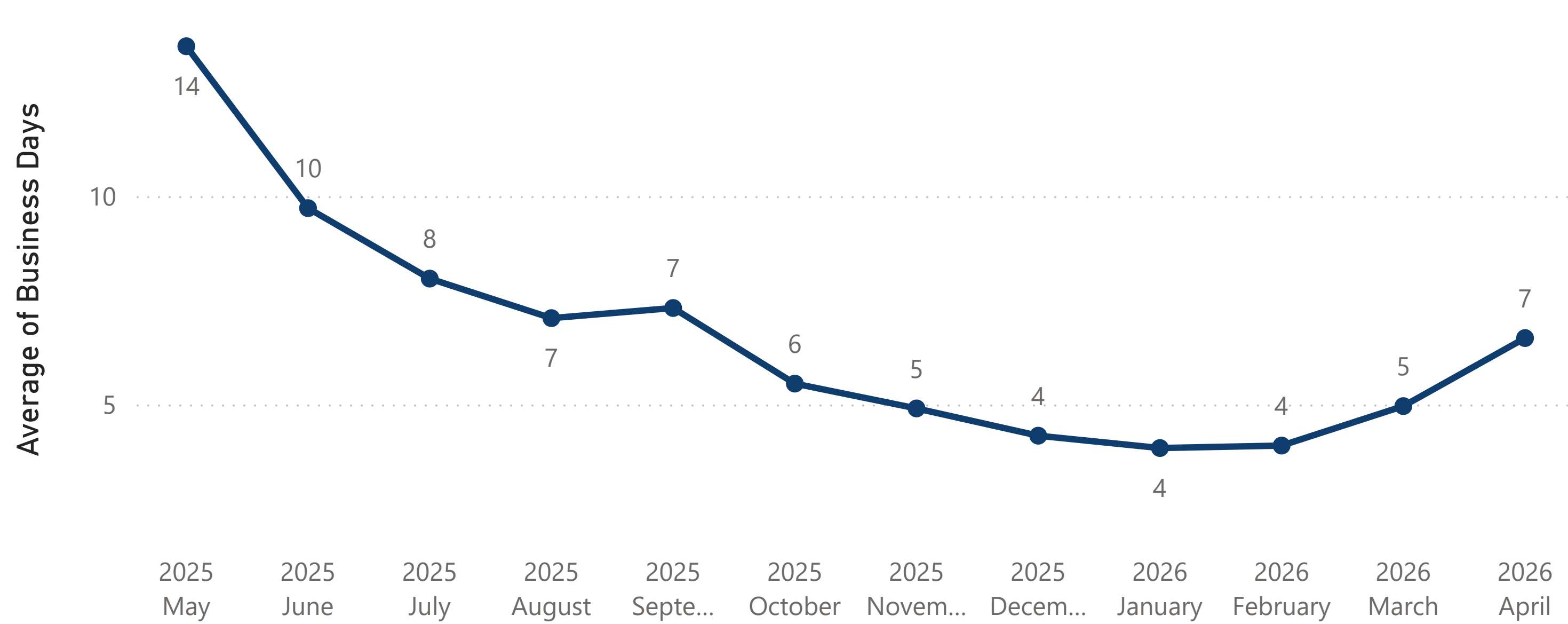
Building (Commercial) - Average Review Time (Business Days)



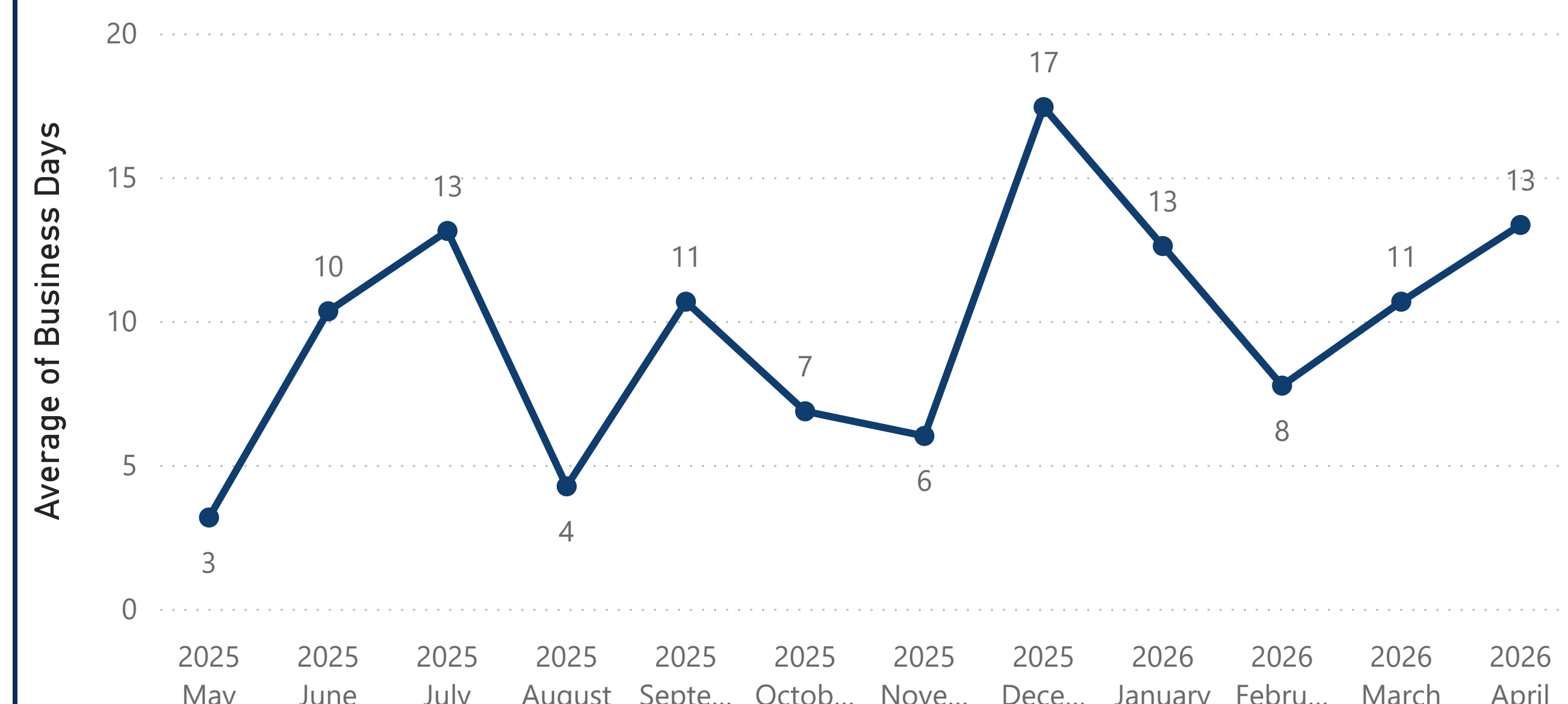
WSD - Average Review Time (Business Days)



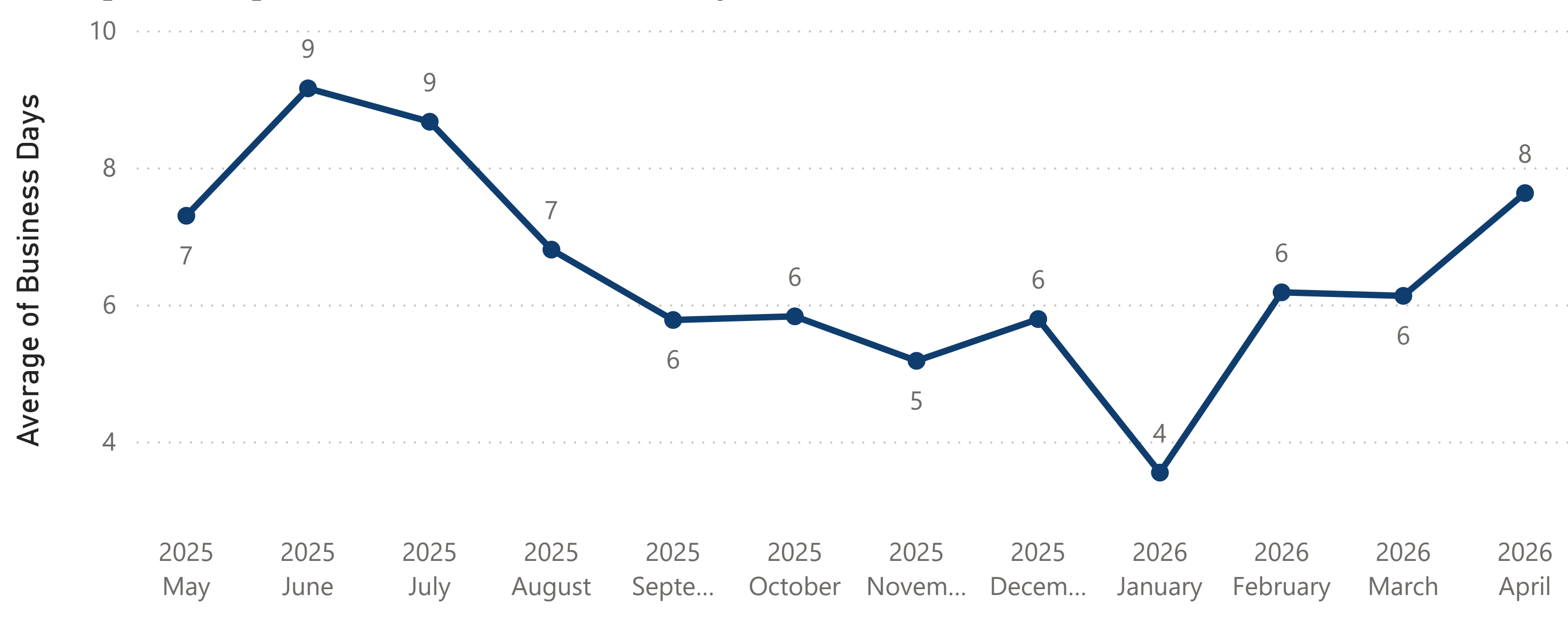
Building (Residential) - Average Review Time (Business Days)



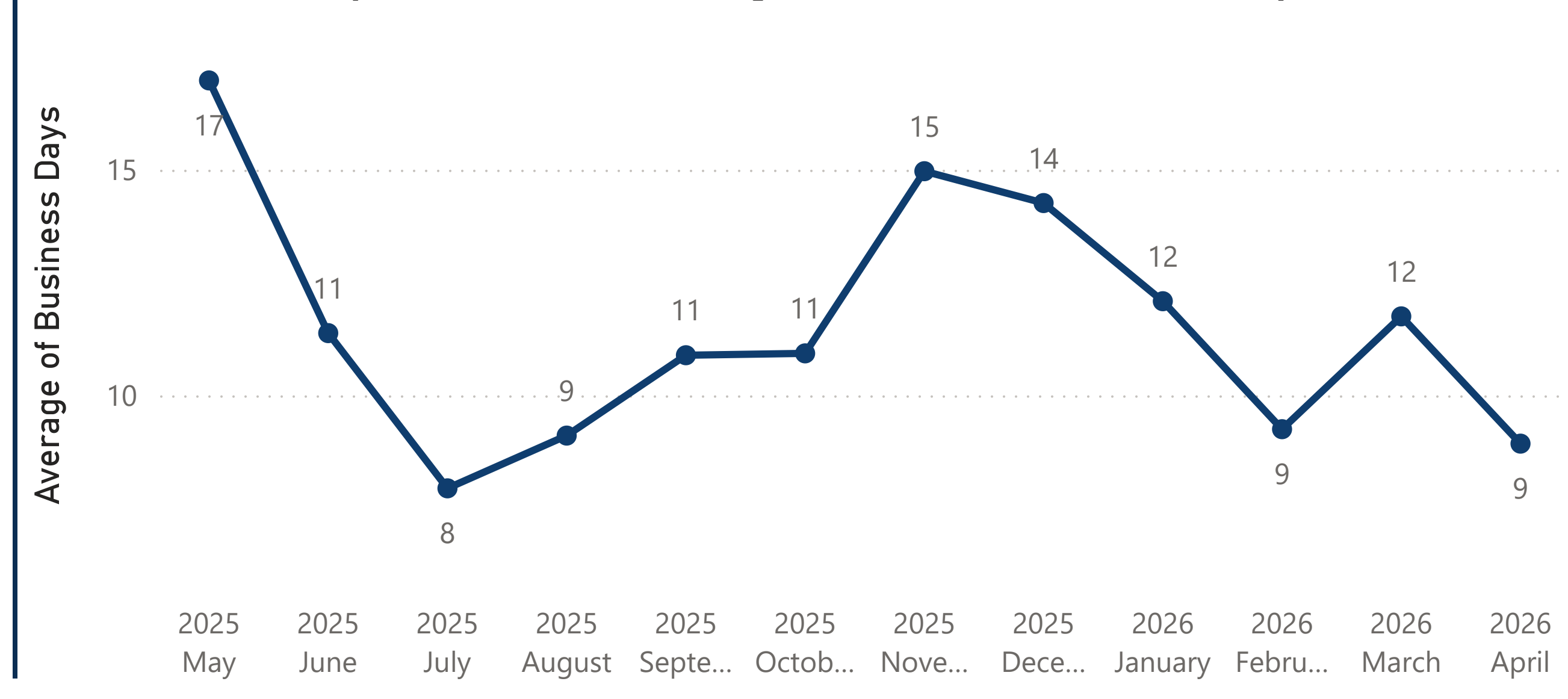
Sidewalk/Driveway (Commercial) - Average Review Time (Business Days)



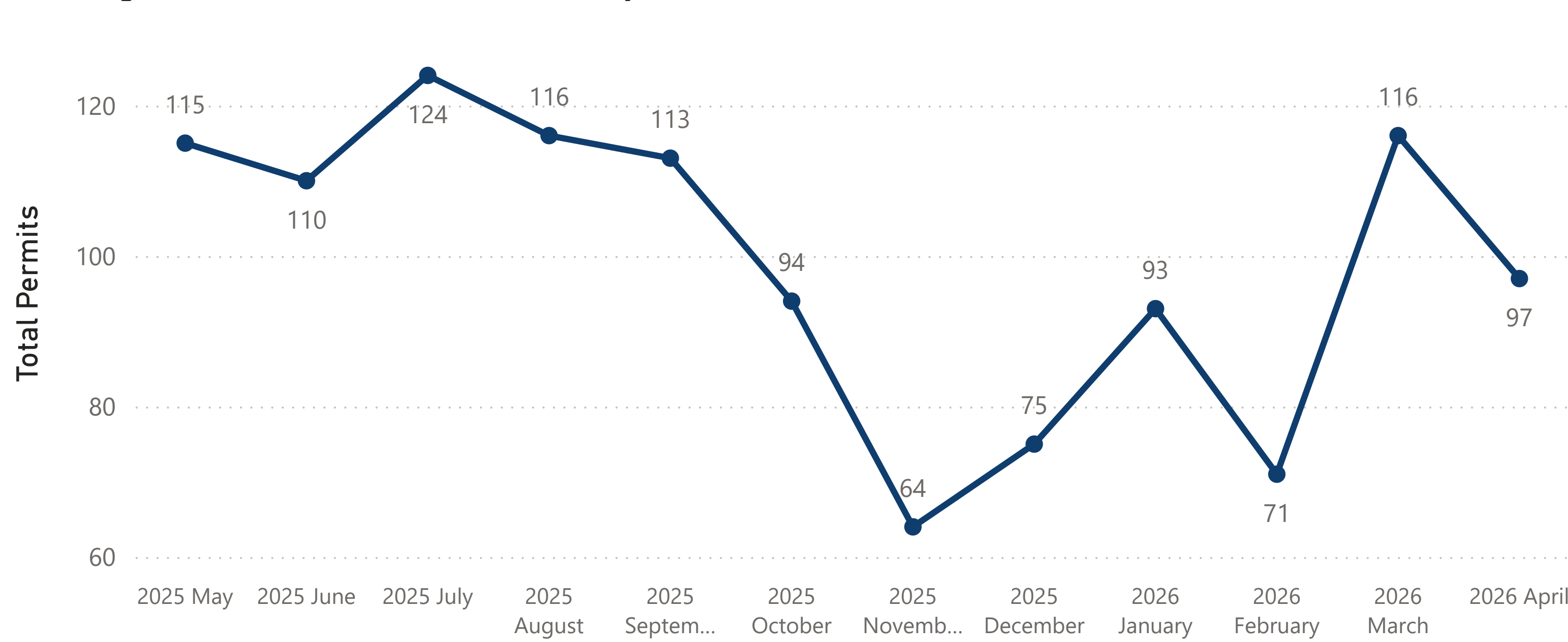
Zoning - Average Review Time (Business Days)



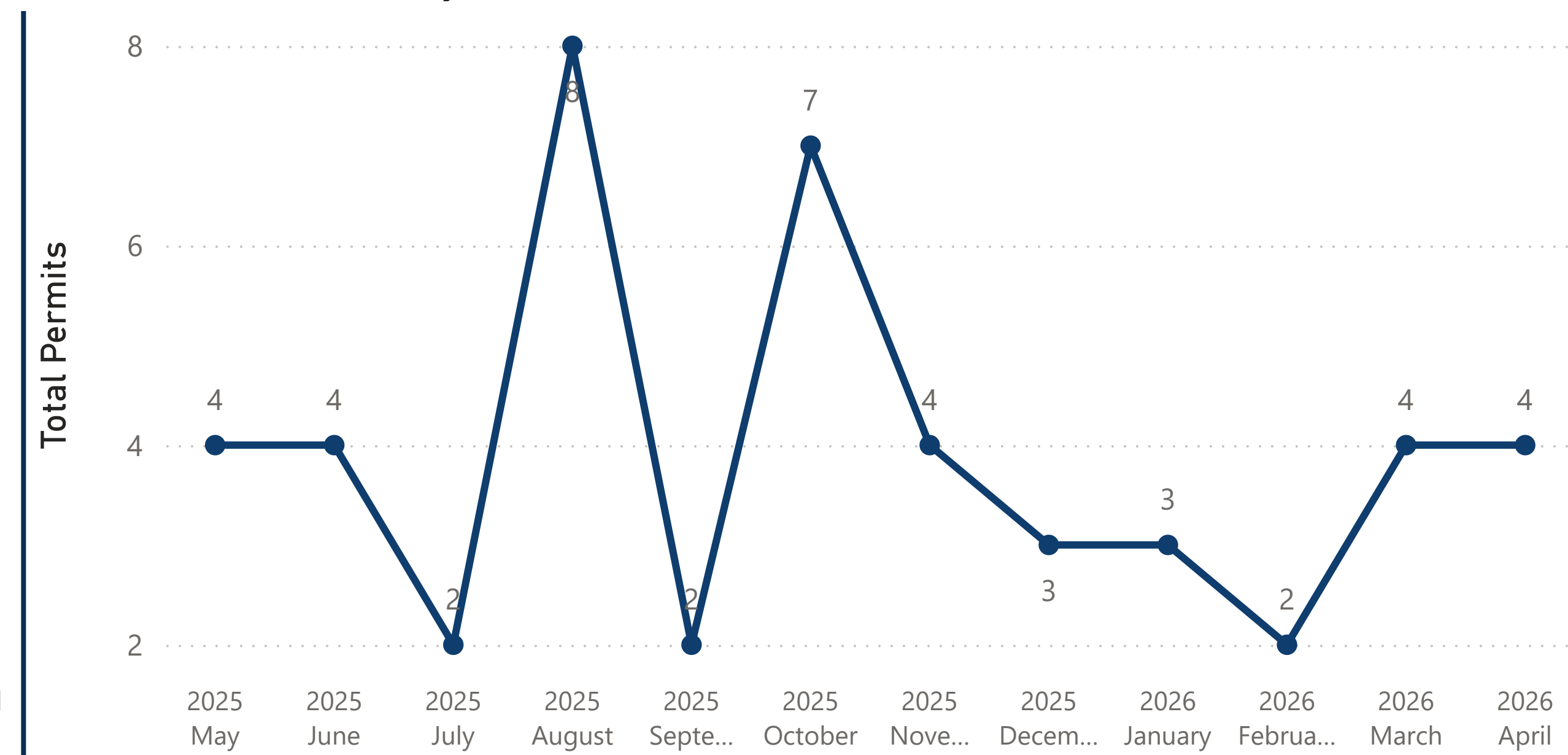
Sidewalk/Driveway (Residential) - Average Review Time (Business Days)



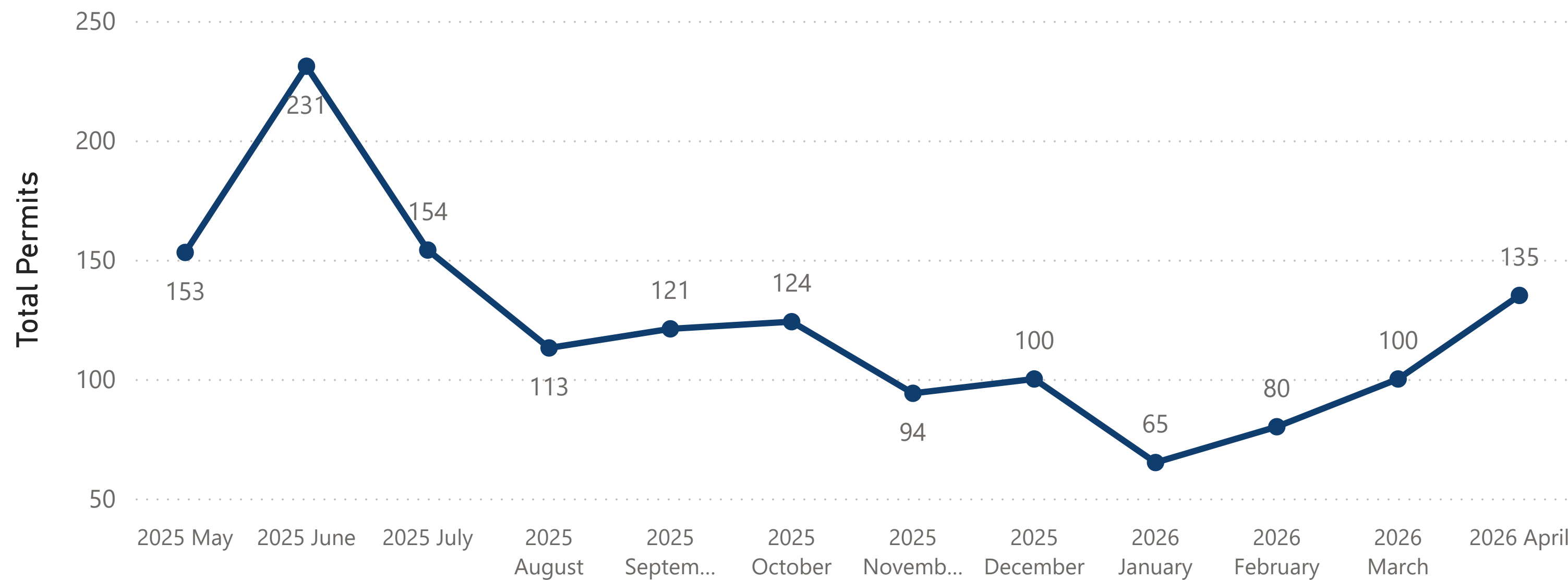
**Building (Commercial) - Total Permits by Month**



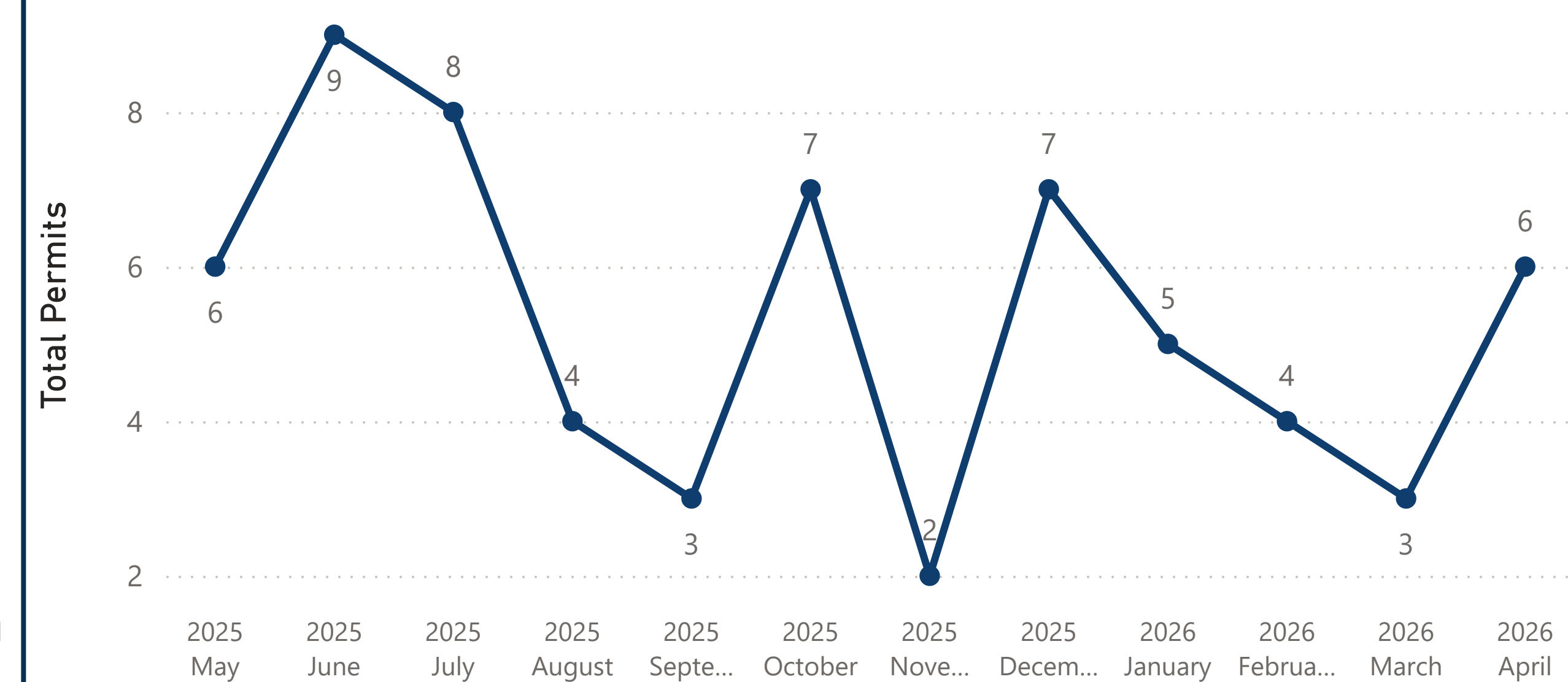
**WSD - Total Permits by Month**



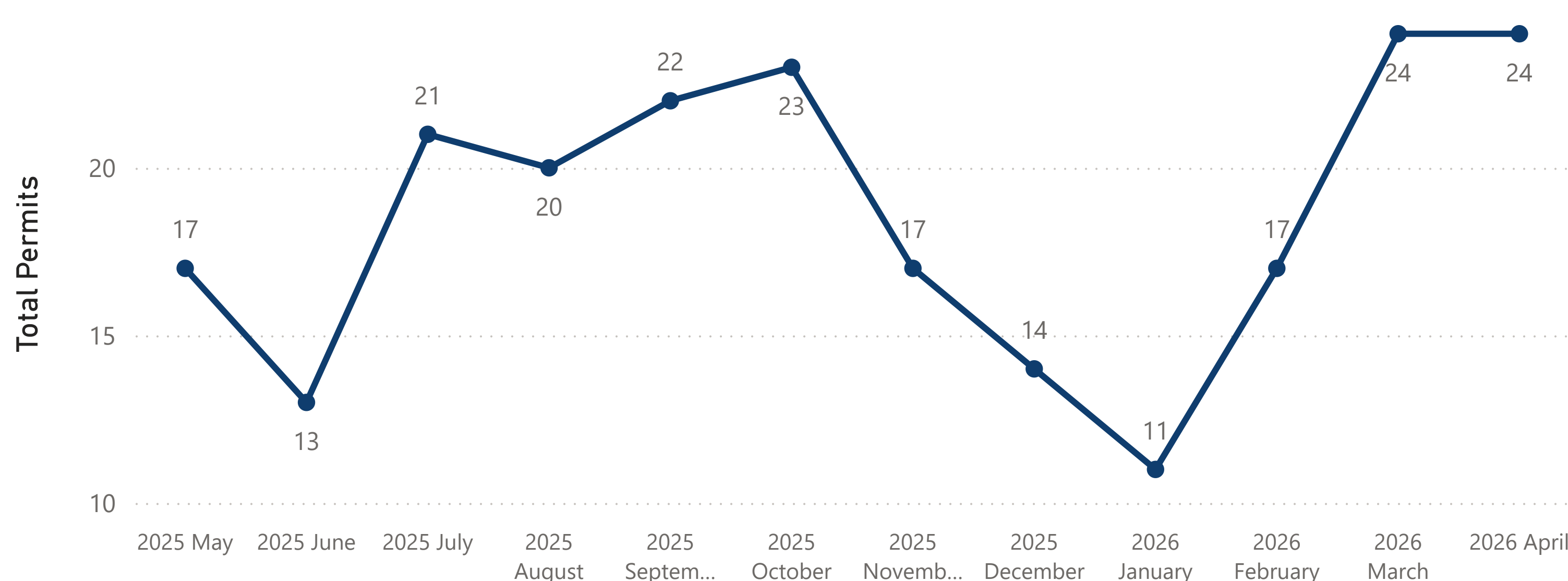
**Building (Residential) - Total Permits by Month**



**Sidewalk/Driveway (Commercial) - Total Permits by Month**



**Zoning - Total Permits by Month**



**Sidewalk/Driveway (Residential) - Total Permits by Month**

