



FINANCE
 Budget and Planning
Capital Planning Section
 175 E 2nd, Tulsa, Oklahoma 74103-3203

To: STOC

Jake Epp

From: Capital Planning Manager

Date: June 23, 2026

Subject: June Meeting

Enclosed is the material for your June 23, 2026 meeting including the May 31, 2026 Financial Report for your review. 2016 and 2023 Sales Tax Program revenues for June and the fiscal year to date compared to 2016 and 2023 Sales Tax Program Adopted Budget Estimates are:

	Actual	Current Adopted Budget	Variance from Adopted Budget
Month of June	\$10,561,050	\$10,160,641	3.9%
Year To Date	\$116,092,355	\$112,119,436	3.5%

Please note the above amounts are the Sales Tax revenue only.

The 2016 and 2023 Sales Tax Programs Funds (4000 and 410), in addition to sales tax revenue, receives interest, and other revenues such as grants, transfers and miscellaneous revenues. Total revenue reported for the funds is not available until the end of the month so, the information provided below is for the most recently completed month. Total Fund 4000 and 410 revenue for the month of May was:

	<u>Month Ending:</u> <u>May 31, 2026</u>	<u>Variance from</u> <u>Adopted Budget</u>	<u>Year Thru:</u> <u>May 31, 2026</u>	<u>Variance from</u> <u>Adopted Budget</u>
Sales Tax Revenue	\$10,561,050	3.9%	\$116,092,355	3.5%
Interest on Investments	\$1,462,043	N/A	\$14,148,515	N/A
Other Revenue	<u>\$0</u>	N/A	<u>\$0</u>	N/A
Total Fund Revenue	\$12,023,093	3.4%	\$130,240,870	3.1%

06/18/2026 10:29 AM

**Office of the
City Clerk**



NOTICE AND AGENDA
SALES TAX OVERVIEW COMMITTEE
JUNE 23, 2026, 8:00 AM
175 E 2nd ST, 10-North

The STOC committee will meet in person at 8:00 am on June 23, 2026.

- I. Call to Order
- II. Reading of May meeting Minutes
- III. Chair Report to Council
- IV. Subcommittee Reports
 - A. Vision
 - B. Public Safety
 - C. Parks
 - a. Mike Harmon and Julie Graff with Landplan to give an update on Fred Johnson Park.
 - D. Transportation
 - E. Financial
- V. Unfinished Business
- VI. New Business
- VII. Adjournment



Ashley Webb
Chair

Ashley R. Webb
Riggs, Abney, Neal, Turpen, Orbison & Lewis Inc.
Attorney At Law
Tulsa, OK 74119
(918) 699-8905

To: City Council
Date: July 1, 2026
Subject: July Report to City Council

Attached is the June 2026 Sales Tax Overview Committee (STOC) Status Report

2006 Special Extended Sales Tax

May expenditures totaled \$2,000, of which \$2,000 was spent on the Energy Efficiency Facility Improvements project. Encumbrances and commitments total \$726,000. Current appropriations for the 2006 Third Penny Sales Tax Extension Fund total \$273,275,000. There is a current appropriation balance of \$4,708,000.

2008 Sales Tax Special Temporary Streets

There were no expenditures in May. Encumbrances and commitments total \$48,000. Current appropriations for the 2008 Sales Tax Special Temporary Streets Fund total \$149,658,000. There is a current appropriation balance of \$4,165,000.

2014 Sales Tax

May expenditures totaled \$2,042,000, of which \$952,000 was spent on the Citywide Arterial streets routine and preventative maintenance project. Encumbrances and commitments total \$35,304,000. Current appropriations for the 2014 Sales Tax Fund total \$580,369,000. There is a current appropriation balance of \$57,421,000.

2016 Sales Tax

May expenditures totaled \$1,626,000, of which \$1,510,000 was spent on the Tulsa Vision Advanced Sales Tax Revenue Bonds debt service project. Encumbrances and commitments total \$5,262,000. Current appropriations for the 2016 Sales Tax Fund total \$434,744,000. There is a current appropriation balance of \$61,495,000.

2016 Revenue Bond

May expenditures totaled \$164,000, of which \$161,000 was spent on the Low-Water Dam and Pedestrian Bridge project. Encumbrances and commitments total \$4,130,000. Current appropriations for the 2016 Revenue Bond Fund total \$350,600,000. There is a current appropriation balance of \$5,560,000.

2020 Sales Tax

May expenditures totaled \$1,500,000, of which \$470,000 was spent on the Capital Equipment project. Encumbrances and commitments total \$23,340,000. Current appropriations for the 2020 Sales Tax Fund total \$188,585,000. There is a current appropriation balance of \$53,654,000.

2023 Sales Tax

May expenditures totaled \$6,178,000, of which \$6,154,000 was spent on the Housing Initiatives project. Encumbrances and commitments total \$24,479,000. Current appropriations for the 2023 Sales Tax Fund total \$65,173,000. There is a current appropriation balance of \$34,449,000.

July 1, 2026

2024 General Obligation Bonds

May expenditures totaled \$3,677,000, of which \$3,086,000 was spent on the Inflation Increases – Streets project. Encumbrances and commitments total \$67,438,000. Current appropriations for the 2024 General Obligation Bonds Fund total \$210,185,000. There is a current appropriation balance of \$80,735,000.

2020 General Obligation Bonds

May expenditures totaled \$4,164,000, of which \$1,824,000 was spent on the Gilcrease Rd: Pine St to Admiral Blvd project. Encumbrances and commitments total \$42,528,000. Current appropriations for the 2020 General Obligation Bonds Fund total \$278,210,000. There is a current appropriation balance of \$106,305,000.

2014 General Obligation Bonds

May expenditures totaled \$2,299,000, of which \$773,000 was spent on the Maintenance Zone 3017 project. Encumbrances and commitments total \$25,382,000. Current appropriations for the 2014 General Obligation Bonds Fund total \$355,000,000. There is a current appropriation balance of \$28,856,000.

2008 General Obligation Bonds

There were no expenditures in May. There are currently no encumbrances or commitments. Current appropriations for the 2008 General Obligation Bonds Fund total \$231,104,000. There is a current appropriation balance of \$842,000.

2005 General Obligation Bonds

There were no expenditures in May. There are currently no encumbrances or commitments. Current appropriations for the 2005 General Obligation Bonds Fund total \$75,966,000. There is a current appropriation balance of \$13,000.

Respectfully submitted,

Ashley Webb, Chair



Attachments

cc: Christy Basgall
Jarrod Moore
Jake Epp



FINANCIAL REPORT TO CITY COUNCIL
Wednesday, July 1, 2026

I. Financial Report

Revenue: 2016 Vision 0.305 Percent and 2023 Sales Tax 0.95 Percent Sales Tax Funds

	May	Fiscal Year to Date Thru May
Actual	\$ 10,561,050	\$ 116,092,355
Adopted Budget - Current Year	10,160,641	112,119,436
Actual vs Budget	\$ 400,409	\$ 3,972,919

Expenditures

Fund	May	Fiscal Year to Date Thru May
410 - 2023 Temporary Sales Tax	\$ 6,177,462	\$ 6,244,518
409 - 2020 Sales Tax	1,499,193	12,231,930
4001, 4003, 4004 - Tulsa Vision Rev Bonds	164,227	3,955,472
4000 - Tulsa Vision Sales Tax	1,625,012	25,414,857
405 - 2014 Sales Tax	2,041,847	24,106,395
404 - 2008 Streets Temporary Sales Tax	-	4,819
402 - 2006 Special Extended Sales Tax	1,463	297,816
TOTAL	\$ 11,509,205	\$ 72,255,806

II. Expenditures in Other Funds

Fund	May	Fiscal Year to Date Thru May
401 - 2001 Sales Tax	\$ -	\$ -
429 - 2024 GO Bond	3,676,619	12,463,934
428 - 2020 GO Bond	4,163,741	39,889,897
427 - 2014 GO Bond	2,298,923	15,703,711
426 - 2008 GO Bond	-	294,096
425 - 2005 GO Bond	-	-
TOTAL	\$ 10,139,282	\$ 68,351,637

III. Items for the City Council's Attention

- A. Monthly Financial Reports
- B. STOC Committee and Subcommittee Minutes and Reports

IV. Attachments

- A. Attendance Record for the last 12 months
- B. STOC Committee and Subcommittee Minutes and Reports

Respectfully submitted,

Ashley R. Webb, Chair

Attachments

cc: Christy Basgall
 Jarrod Moore
 Jake Epp

MAJOR CAPITAL IMPROVEMENTS CONSTRUCTION FUNDS SUMMARY

As of May 31, 2026

	CURRENT	EXPENDITURES		ENCUMBERED/	PERCENT	BALANCE
	APPROPRIATIONS	Current Month	Life To Date	COMMITTED		
SALES TAX FUNDS						
Fund 401 and Fund 403						
2001 Third Penny Sales Tax and 2006 Advance Funded Sales Tax	\$ 112,613,794	\$ -	\$ 112,611,653	\$ -	100%	\$ 2,141
Fund 402						
2006 Third Penny Sales Tax Extension	\$ 273,274,569	\$ 1,463	\$ 267,840,230	\$ 726,290	98%	\$ 4,708,050
Fund 404						
2008 Sales Tax Special Temporary Streets Fund	\$ 149,658,132	\$ -	\$ 145,445,186	\$ 48,314	97%	\$ 4,164,632
Fund 405						
2014 Sales Tax Fund	\$ 580,368,725	\$ 2,041,847	\$ 487,643,083	\$ 35,304,324	90%	\$ 57,421,319
Fund 406: 4000						
2016 Sales Tax Fund	\$ 434,743,895	\$ 1,625,012	\$ 367,987,222	\$ 5,262,054	86%	\$ 61,494,619
Fund 406: Funds 4001, 4003, 4004						
2016 Revenue Bond Fund	\$ 350,600,000	\$ 164,227	\$ 342,400,879	\$ 4,130,042	99%	\$ 5,559,877
Fund 409						
2020 Sales Tax Fund	\$ 188,585,000	\$ 1,499,193	\$ 111,591,351	\$ 23,339,893	72%	\$ 53,653,756
Fund 410						
2023 Sales Tax Fund	\$ 65,172,579	\$ 6,177,462	\$ 6,244,518	\$ 24,478,729	47%	\$ 34,449,332

MAJOR CAPITAL IMPROVEMENTS CONSTRUCTION FUNDS SUMMARY

As of May 31, 2026

	CURRENT	EXPENDITURES		ENCUMBERED/	PERCENT	BALANCE
	APPROPRIATIONS	Current Month	Life To Date	COMMITTED		
GENERAL OBLIGATION BONDS						
Fund 429						
2024 General Obligation Bonds	\$ 210,185,000	\$ 3,676,619	\$ 62,012,362	\$ 67,437,788	62%	\$ 80,734,850
Fund 428						
2020 General Obligation Bonds	\$ 278,210,000	\$ 4,163,741	\$ 129,377,145	\$ 42,527,566	62%	\$ 106,305,289
Fund 427						
2014 General Obligation Bonds	\$ 355,000,000	\$ 2,298,923	\$ 300,762,007	\$ 25,382,123	92%	\$ 28,855,870
Fund 426						
2008 General Obligation Bonds	\$ 231,103,878	\$ -	\$ 230,387,832	\$ (125,689)	100%	\$ 841,735
Fund 425						
2005 General Obligation Bonds	\$ 75,966,289	\$ -	\$ 75,953,280	\$ -	100%	\$ 13,009
ENTERPRISE FUNDS						
Fund 740: 7401-7410						
TMUA-Water Capital Fund	\$ 594,550,889	\$ 4,893,975	\$ 487,545,410	\$ 38,605,425	88%	\$ 68,400,054
Funds 750: 7501-7524						
TMUA-Sanitary Sewer Capital Funds	\$ 770,224,149	\$ 3,881,639	\$ 617,731,701	\$ 55,146,029	87%	\$ 97,346,419



Sales Tax Overview Committee Meeting
MINUTES
May 26, 2026
175 E 2ND St, Tulsa OK

The Sales Tax Overview Committee met for the regular monthly meeting at 8:00 a.m. on May 26, 2026.

I. Call to Order

The following members were present:

Linda Jenkins	Deborah McKinney	Sylvia Powell	Uriah Davis
Mareo Johnson	Paul Hassink	Pamela Amburgy	
Kathy Sebert	Matt Meyer	Brett Friesen	
Ashley Webb	Steve King	Scott Grizzle	

The following members were not present:

Scott Asbjornson	Charles Wilkes	James Deming
Jessica Reyes	Maia Treleaven	
Tige Rodgers	Jennifer White	

Also present:

Anne Boyd	Mary Womble	Molly Allen
Chris Havenar	Emory Bryan	Paul Zachary
Jake Epp	Veronica Page	

II. Approval of Minutes

Kathy Sebert made a motion to approve the April meeting minutes as read. Brett Friesen seconded the motion. No corrections were discussed and the motion passed.

III. Chair's Report

Kathy Sebert and Linda Jenkins were scheduled to give the May Chair Report to Council. Kathy reported the presentation went well. They highlighted the road work around the Gilcrease Museum and mentioned the current vacancies. The Council had no questions.



Sales Tax Overview Committee Meeting
MINUTES
May 26, 2026
175 E 2ND St, Tulsa OK

IV. Committee Reports

A. Vision

Veronica Page with Water and Sewer gave an update on the South Tulsa Jenks Low Water Dam project. She gave an overview of the steps that have already happened, an overview of the costs under different scenarios, and answered several questions asked by the committee. Ms. Page noted that the project is currently underfunded and options are being discussed. Mr. Ashley Webb discussed that the art for Gilcrease is currently being staged and returned to the Museum. When the holding facility is cleared, it will be sold and the funds from that sale will be returned to the Gilcrease project to help cover items that had to be removed to allow for the storage facility purchase and operation.

B. Public Safety

The report was read and accepted

C. Parks

Paul Hassink talked about the visit to Woodward Park. He noted that many plants had been replaced and would take some time to fill in the areas they were put in. He also noted that work was being done on the water feature and on the large underground pipe that has been causing some issues. Ashley Webb brought to the committee's attention that the gym at Whiteside was having trouble with water infiltration.,

D. Transportation and Traffic

The report was read and accepted.

E. Financial

The April collections were \$11.0M, which is about 5.4% above budget. Current sales tax collections are about 3.5% above budget for the year to date.



Sales Tax Overview Committee Meeting
MINUTES
May 26, 2026
175 E 2ND St, Tulsa OK

V. Unfinished Business

There was no unfinished business to discuss.

VI. New Business

VII. Nomination of Officers

The election of officers:

Linda Jenkins was nominated last month for Vice Chair and declined the nomination. New nominations were made:

Chair – Ashley Webb

Vice Chair – Scott Grizzle

Secretary – Deborah McKinney

Mareo Johnson moved to accept the new nominations, Sylvia Powell seconded, the motion passed.

Sylvia Powell moved to elect the new slate of officers, Pamela Amburgy seconded, the motion passed.

A. Chair Report Presenters

<u>Date</u>	<u>Presenter</u>	<u>Backup</u>
June 3	Linda Jenkins	Mareo Johnson
July 1	Scott Grizzle	Matt Meyer
August 5	Ashley Webb	Mareo Johnson
9/2, 10/7, 11/4, 10/2		

VIII. Adjournment

Ashley Webb, Chair

Linda Jenkins, Vice Chair



12-Month Attendance Record

Member	Expires	District	Seat	Jan-26	Feb-26	Mar-26	Apr-26	May-26	Jun-26	Jul-26	Aug-26	Sep-26	Oct-26	Nov-26	Dec-26	# Attended	# Possible	Comments
Ashley Webb (C)	Dec-24	4	2	P	P	OC	P	P								4 of 12		
Linda Jenkins (VC)	Dec-28	1	1	A	P	P	P	P								4 of 12		
Scott Grizzle (S)	Dec-26	9	2	P	A	P	P	P								4 of 12		
Brett Friesen	Dec-26	3	1	A	P	A	P	P								3 of 12		
Charles Wilkes	Dec-26	1	2	A	A	A	A	A								0 of 12		
Deborah McKinney	Dec-26	8	2	A	P	P	P	P								4 of 12		
James Deming	Dec-27	7	1	P	P	P	A	A								3 of 12		
Jennifer White	Dec-28	5	1	A	A	A	A	A								0 of 12		
Jessica Reyes	Dec-28	M	2	P	A	A	P	A								2 of 12		
Kathy Sebert	Dec-26	5	2	P	P	P	P	P								5 of 12		
Maia Treleaven	Dec-28	6	1	P	P	OT	P	A								3 of 12		
Mareo Johnson	Dec-26	M	1	A	P	A	P	P								3 of 12		
Matt Meyer	Dec-26	7	2	P	P	P	P	P								5 of 12		
Pamela Amburgy	Dec-26	M	3	P	OT	P	P	P								4 of 12		
Paul Hassink	Dec-24	9	1	P	P	P	P	P								5 of 12		
Scott Asbjornson	Dec-26	2	1	P	A	A	A	A								1 of 12		
Steve King	Dec-28	8	1	A	A	P	A	P								2 of 12		
Sylvia Powell	Dec-24	2	2	OC	P	P	P	P								4 of 12		
Tige Rodgers	Dec-26	4	1	A	A	A	A	A								0 of 12		
Uriah Davis	Dec-26	6	2	P	P	P	A	P								4 of 12		
VACANT	NM	3	2	NM	NM	NM	NM	NM								0 of 0		

Members Present

A = ABSENT
P = PRESENT
NM = NO MEMBER APPOINTED
OC = OUT OF COUNTRY
OT = OUT OF TOWN on Business

Sales Tax Overview Committee

STOC

SALES TAX OVERVIEW COMMITTEE

12-Month Attendance Record

Dec-25

Member	Expires	District	Jan-25	Feb-25	Mar-25	Apr-25	May-25	Jun-25	Jul-25	Aug-25	Sep-25	Oct-25	Nov-25	Dec-25	# Attended	# Possible	Comments
Wilkes, Charles	Dec-26	1	A	A	P	A	A	P	A	A	A	A	A	A	2 of 12		
Jenkins, Linda (VC)	Dec-28	1	P	P	P	P	P	P	P	P	P	P	P	P	12 of 12		
Asbjornson, Scott	Dec-26	2	A	P	P	A	P	P	A	P	P	P	A	A	7 of 12		
Powell, Sylvia	Dec-24	2	A	A	P	A	A	P	P	P	P	P	A	P	7 of 12		
Friesen, Brett	Dec-26	3	P	P	P	P	P	A	P	P	P	P	P	P	11 of 12		
Vacant	Dec-24	3	NM	NM	NM	NM	NM	NM	NM	NM	NM	NM	NM	NM	0 of 1		
Rodgers, Tige	Dec-26	4	P	P	P	A	A	A	P	A	A	A	A	A	4 of 12		
Webb, Ashley (C)	Dec-24	4	P	P	P	P	P	P	P	P	OC	P	P	P	11 of 12		
Sebert, Kathy	Dec-26	5	P	P	P	P	P	P	P	P	P	P	P	P	12 of 12		
White, Jennifer	Dec-28	5	P	A	A	P	P	A	P	A	P	A	A	A	5 of 12		
Treleaven, Maia	Dec-28	6	P	P	P	OT	P	OT	P	P	P	A	P	P	9 of 12		
Davis, Uriah	Dec-26	6	NM	NM	P	P	P	A	A	P	P	P	A	A	6 of 10		
Meyer, Matt	Dec-26	7	P	P	P	P	P	P	P	P	P	P	P	P	12 of 12		
Deming, James	Dec-24	7	P	P	P	A	P	P	P	P	P	A	P	A	9 of 12		
McKinney, Deborah	Dec-26	8	P	P	P	P	A	P	P	P	P	A	P	A	9 of 12		
King, Steve	Dec-28	8	P	P	P	P	P	P	P	P	P	P	P	P	12 of 12		
Grizzle, Scott (S)	Dec-26	9	P	P	P	P	P	P	P	P	P	P	P	A	11 of 12		
Hassink, Paul	Dec-24	9	P	P	P	P	A	P	P	P	P	P	A	P	10 of 12		
Amburgy, Pamela	Dec-26	M	P	P	P	P	P	A	P	P	P	P	P	A	10 of 12		
Jessica Reyes	Dec-28	M	NM	NM	P	P	P	P	P	A	P	P	P	P	9 of 10		
Johnson, Mareo	Dec-26	M	A	A	P	A	A	P	P	A	A	A	P	P	5 of 12		
Members Present			14	14	19	13	14	14	17	15	16	13	13	11			

A = ABSENT
 P = PRESENT
 NM = NO MEMBER APPOINTED
 OC = OUT OF COUNTRY
 OT = OUT OF TOWN on Business

Prepared by City of Tulsa
 Department of Finance
 Budget & Planning Division
 Capital Planning Section

(2) Vision

Attendees:

Linda Jenkins

Kathy Sebert

Matt Meyer

Mareo Johnson

Paul Hassink



DATE:

June 18, 2026

To: STOC

From: Parks, Culture & Recreation – CABS (City Architectural Building Services)

Subject: Vision Tulsa Project Updates

- **Projects List**

1. 170000 Zink Dam
2. 170005 South Tulsa / Jenks Lake and Related Amenities
3. 170010 Turkey Mountain Urban Wilderness
4. 170020 New Trail East Bank Cousins
5. 170030 Gilcrease Museum
6. 170065 South Mingo Corridor
7. 170080 Citywide: Commercial Revitalization
8. 170080 Citywide: Route 66
9. 170080 Citywide: Gateway Signage
10. 170145 Vision Arts - Tulsa Arts Commission

- **Completed Projects**

170025	23 rd & Jackson Redevelopment	January 2026
147200	Williams Crossing (Ped. Bridge)	April 2025
170035	Cox Arena District	January 2019
170035	Cox Business Center Renovation	September 2023
170040	Tulsa Fairgrounds	November 2021
170045.1	Airport Infrastructure – AA Tail Slot	January 2019
170045.2	Airport Infrastructure – Navistar	December 2021
170045.2	Airport Infrastructure – Spirit	December 2024
170045.4	Airport Infrastructure - AA	July 2024
170050	Tulsa Zoo Elephant Exhibit	October 2025
170055	Langston Healthcare	December 2024
170060	BMX National Headquarters	January 2025
170070	Public Schools Safety First	February 2025
170085	Peoria – Mohawk Business Park	October 2025
170095	Community Health East Clinic	April 2020
170100	Air National Guard MTC	September 2024
170110	North Peoria Connection, 56 th – Mohawk	March 2020
170115	TCC Career Placement	August 2019
170125	McCullough Park	February 2023
170130	Mohawk Sports Complex	March 2022
170135	GO plan Bike Ped Master Plan	March 2022
170140	Route 66 Train Depot	October 2022
170155	PAC Master Plan	June 2021

1. No. 170000

Project Name: Zink Dam
Representative: Brooke Caviness, COT
Total Funding: \$63,602,369.27
Available Funding: \$63,602,369.27
Design Firm(s): Jacobs/CH2MHill, HISINC, LLC
Contractor: Crossland Construction Company
Start Date: 10.18.2020
Anticipated Completion: August 2024 (Opening held Labor Day 2024)

- Dam and flume substantial completion 08.30.24
- Construction complete as of 03.26.26
 - Punch list complete
 - Final pay in process as of 05.20.26
- Record drawings received 02.03.26.

2. No. 170005

Project Name: South Tulsa / Jenks Lake and Related Amenities
Representative: Veronica Page, COT
Total Funding: \$80,884,000.00 total for construction (\$64,214,000.00 City, \$16,670,000.00 Jenks)
Available Funding: \$55,175,041.91 (current allocations from COT through FY 28)
Design Firm(s): Jacobs
Contractor: TBD
Start Date: 05.05.25 (design)
Anticipated Completion: TBD

- Cost estimate to be based on 10% Conceptual plans and input from stakeholder during technical workshops.
- Field explorations:
 - LiDAR survey completed
 - Geotech: Additional geotechnical bores have been drilled. Geotech sub is currently analyzing data
- Technical workshops:
 - Workshop #1: 07.25.25 and 07.26.25. O&M plan development, CMAR method selected
 - Workshop #2: 08.14.25. Topic: Dam gate and pedestrian bridge, Obermeyer gates selected
 - Workshop #3: 09.26.25 Topic: Environmental & bank development
 - Workshop #4: Stakeholder review
- Ongoing coordination with RAISE grant team to discuss bank access
- Monthly Stakeholder Meeting began 11.04.25, meetings to recur 1st Tuesday monthly
- Offers made on two properties on west bank. One has been accepted, the other has countered, process ongoing.
- Cost estimate (10% design): Presented Cost Estimate to Stakeholders 03.02.26
- Cost estimate without operational endowment (Base bid + amenities + 15%) \$180M
- Jacobs and City of Jenks meeting held 03.30.26 to discuss VE opportunities.
- Mayor and Muscogee Creek Nation meeting held 03.31.26
- Funding schedule to be discussed with all Stakeholders on 04.16.26.
- **Further design effort pending**

3. Project No. 170020

Project Name: Turkey Mountain Urban Wilderness
Representative: Jeff Edwards, RPA (River Parks Authority)
Total Funding: \$ 7,600,000.00
Available Funding: \$ 7,600,000.00
Design Firm(s): LandPlan Consultants, Inc (LPCI)
Contractor: Tri-Star (Parking lot projects)

Start Date: 1.20.25

- Acquisition of property: \$5,490,928.25
- Turkey Mountain Master Plan components: \$2,109,071.75
 - Updated master site plan 10.18.23 provides overall site planning strategy for the south side of Turkey incorporating all projects: (RAISE Grant to extend west bank trails from Turkey Mtn to Jenks, REI and possible changes to 71st and Elwood intersection, parking lot expansion at Turkey, and a new voter approved IOT 2023 maintenance facility for River Parks to possibly be located at Turkey).
- All soft surface trail construction complete
- West and east parking lots complete and in use as of January 2026
- RPA is designing (in-house) a small 20 space parking lot for the Rock Yard Bike Park.
 - Design is complete. Construction by Tri-Star is ongoing
 - Funding received from sale of land to ODOT for Hwy 75 expansion is paying for this work
- 71st Connector Trail utility line relocation request is being made by COT Utility Management (07.14.25). The Trail project will be on hold while this sensitive AT&T communication line is relocated. May take a year to move line (July 2026), **ongoing**.

4. Project No. 170020

Project Name: New Trail East Bank 101st to Cousins Park
Representative: Henry Som de Cerff, COT
Total Funding: \$ 4,000,000.00
Available Funding: \$ 4,000,000.00
Design Firm(s): LandPlan Consultants, Inc (LPCI), Garver
Contractor: TBD
Start Date: TBD

- Conceptual design completed 02.16.2018 (\$68,454.00)
- Conceptual cost estimate for trail \$10.2 million, with time value at 3% for 13 years - \$15.0 million, with land, total cost is \$26 million.
- TAP (Transportation Alternative Program) grant awarded March 2021 through INCOG to fund design (\$133,991.00 requested, \$107,193.00 awarded, COT to pay additional \$27K
- to fund the full design value of \$133,991) for Riverside Drive (Vensel Creek to south of Creek Turnpike)
 - Land Plan has been selected as design consultant for Vensel Creek design plans only (does not include construction funding).
 - This area is also in the footprint of the RAISE grant, design among 2 projects to be coordinated as part of effort.
 - **Final Design for ODOT for Vensel Creek trail portion is complete. Details of armoring to be completed during 404 permit process.**
- TA (Transportation Alternative) grant applications: 3 additional segments to Cousin's Park have been approved., 103rd to 110th awarded \$1M federal funds
- A NTP (Notice to Proceed) to Garver from ODOT was issued 03.11.26. Northern portion of trail overlaps with RAISE funding. Funding Agreements for 110th to 116th and 116th to 121st have been executed. Trail segments will be coordinated with the South Tulsa / Jenks Dam project - ongoing. Consultant selection has been made. **ODOT to notify firms and begin negotiations.**

5. Project No. 170030

Project Name: Gilcrease Museum
Representative: Brian Lee Whisenhunt, Gilcrease, Mary Womble, COT
Current Budget: \$140,465,850
Total Funding: \$140,465,850 (\$91,517,113 public + \$48,948,737 private, including \$1,250,00 from Osage Nation)
Fundraising Goal: \$ 0
Design Firm(s): Smith Group, 1 Architecture; Gallagher & Associates, Scenario
Construction Manager: Flintco, LLC
Start Date: 05.10.22
Scheduled Completion: September 2025
Anticipated Completion: September 2025 - Building only
November 2026 - Exhibits
Early 2027 - Grand Opening of museum

- Funding:
 - Public Funding total: Vision (\$65 M), Remaining bond funds from past Gilcrease projects (\$2.6 M), IOT 2 (\$6 M), ARPA City Funding (\$1 M), Public Utilities (\$817,113.00), Supplemental Appropriations (\$6.1M), IOT3 (\$10M) = \$91,517,113.00
 - Private Funding total (\$48,948,737)
- Closeout of O&M documents received 10.24.25, COO received 11.06.25
- Building Construction 99.9% billed as of 03.13.26
- Storm damage from 03.06.26 EF-1 storm being repaired with remaining building funds. **Majority of storm damage repairs complete, waiting on some materials**
- Exhibits fabrication – 57% billed: Scenario: \$13,232,479.00. Kickoff for exhibits held 10.02.24, weekly calls ongoing. Exhibits to be completed late 2026.
- Site signage **mock-ups scheduled to be received 07.09.26**
- Retail design ongoing. **Final shop drawings scheduled to be received 06.19.26**
- Art collection from off-site facility started 02.16.26 and was mostly completed by 05.08.26.
- NAGPRA repatriation of some tribal art to move back to museum is being coordinated with tribes, will take until **November 2026** to move back.
- Projected sale of Gilcrease offsite facility (GOSF) to fund by Day 1 **to be listed by July 2026**: horticulture building for museum woodshop, garage doors at loading dock, acoustic panels for noise reduction in Vista Room, and facility / operational FF&E

6. Project No. 170065

Project Name: South Mingo Corridor
 Representative: Patty Parks, COT
 Total Funding: \$ 15,000,000.00
 Available Funding: \$ 15,000,000.00
 Design Firm(s): Benham Design, LLC (170065), Garver (170065A), Poe (170065B)
 Contractor: APAC Oklahoma (170065 First Phase)
 Tri-Star Construction, LLC (170065A Second Phase)
 Start Date: 01.27.25 (170065A Second Phase)
 Scheduled Completion: Spring 2027 (170065A Second Phase)

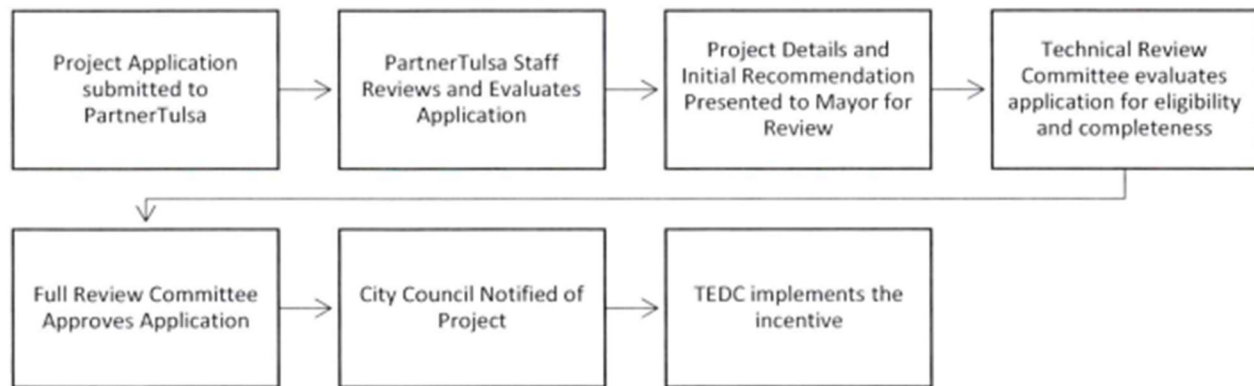
- First Phase: 71st to 81st on Mingo (Project 170065) – complete as of 01.31.23
- Second Phase: 91st from Mingo to Memorial (Project 170065A)
- Garver is consultant
- Utilities: Windstream, ONG and PSO are complete
- Contractor Tri-Star Construction LLC, \$12,800,000.00.
- Channel working, roadway subgrade and aggregate base – **ongoing**
- Placement of concrete paving, stormwater work – **ongoing**
- Patching and ADA ramps **have been installed** at 91st and Mingo
- Paving and curb and gutter for westbound lanes along E. 91st from Memorial to Mingo is complete, **construction ongoing**.
- Third Phase: 81st to 91 on Mingo (Project 170065B)
- Poe is consultant, Contract fulfilled at 60% plans: contract complete 09.01.2020
- Estimated construction cost is \$ 9 M, does not include ROW or utilities
- Design to be completed at a later date.

7. Project No. 170080

Project Name: Citywide Commercial Revitalization
 Representative: Michelle Barnett, Partner Tulsa
 Total Funding: \$ 3,600,000.00
 Available Funding: \$ 1,454,393.39 remaining
 Design Firm(s): Place Dynamics, Inc., Medium Giant

- **Project 1: Business Resilience and Recovery Fund** - \$1.1 million Total.
 - Reimbursement from CARES act dollars is expected to fully fund the Commercial Revitalization Strategy.
 - Funds disbursed: \$1,095,100. Funds unspent \$4,900

- City has received \$1083,575.32 in repayments with \$2,033.33 payable to COT in March 2026 and \$11,500.34 , down from \$14,367.00 (01.31.26)
- Only three loans remain with balances; the remainder have been repaid.
- In April 2026, TEDC notified COT and Partner Tulsa that is has one loan moving to collections. The borrower has an outstanding balance of \$3,450 which is over 180 days past due, having paid down a significant portion of their original \$30,000 BRRF loan TEDC is awaiting direction from COT regarding pursuit of collections.
- Funds returned to COT through loan repayments have been directed by Council in support of Project 4 below.
- **Project 2: Retail Revitalization Revolving Loan Fund** - \$1.4 million Total (formerly Bus Rapid Transit Revolving Loan Fund)
 - \$941,000 loaned to date, \$459,000 remaining to loan. Loans made to date through TEDC included at end of report.
 - The process for approval of RRRLF loans follows that outlined within the Council-approved Incentive Policy document available here: https://partnertulsa.org/wp-content/uploads/Tulsa-Incentives-Programs-Policies_Dec2025-1.pdf and shown below.



- The loan process includes separate underwriting by TEDC to determine the amount and terms of the loan prior to it being submitted to Partner Tulsa, which initiates the review process. The Technical and Full Review committees include representative from the following, as directed by the Incentive Policy:
 - Mayor or his/her Designee
 - Partner Tulsa
 - Mayor's Office of Resilience and Equity
 - City Council Chairperson or designee
 - City Councilor for the district in which the proposed project is locations
 - Finance Department
- **Project 3: Destination Districts** - \$250K Total.
 - \$32K spent, \$218K left to spend
 - COT administering (Samantha Extance with Tulsa Planning Office): Greenwood, Route 66, Kendall Whittier, and Global District (formerly International District) (21st & Garnett area).
 - Remaining \$218K will be used to designate new destination districts. City staff working to expand program to allow for more models of participation and the majority of funds will be used for kickstarting new districts
 - 10-11 emerging districts in process
- **Project 4: Communications Strategy** - \$400K Total.
 - \$100K spent, \$300K encumbered
 - \$100K – Medium Giant media strategy consultant - work completed for Retail Attraction Marketing Consulting
 - TAO awarded \$950,000 grant from THA/HUD for expansion of RRRLF in 36th Street North and North Peoria corridors leveraging \$140,000 in local match from this project.
 - \$300,000 was encumbered to support Retail Revitalization Revolving Loan Fund expansion with HUD funding in January 2025.
 - From the \$300,000, a local match of \$160,000 has been encumbered to leverage \$1,050,000 in federal funding for RRRLF specific to the 36th Street

North and North Peoria corridors. This will be implemented as contract between City and TEDC.

- From the \$300,000, a local match of \$140,000 was encumbered and contracted on 2.25.25 to provide local hard match for HUD THA Façade Improvement grant. These funds will leverage \$950,000 in a HUD Choice Neighborhoods grant. Final THA/HUD approval to begin Façade Grant Program expected late Spring 2026 but is being held for final approval by HUD until the associated TEDC funds are secured. **NO UPDATES**

8. Project No. 170080

Project Name: Route 66 Beautification & Reinvestment
Representative: Rebecca Surber-Cantu, COT
Total Funding: \$ 3,700,000.00
Available Funding: \$ 810,000.00 (\$265K each year through 2028)
Design Firm(s): COT staff

- Route 66 Commission and COT staff providing oversight.
- Retail Market Study informed targeted funding uses on corridor
- Uses include marketing, wayfinding, façade grants, neon sign grants, project maintenance and Special Events grants.
- 93 neon sign grants in various stages of contracting through installation.
- Total for neon signs: **\$1,669,598.68** total costs, **\$604,340.16** total grants.
- 3 special event grants in various phases of contracting / completion.
 - **\$40,197.04** in total costs, **\$17,084.95** in total grants
- The Commission has decided not to select any of the respondents from the marketing RFP and have chosen to use Visit Tulsa for marketing and event planning to maximize ongoing efforts for the upcoming Rt 66 centennial in 2026.
 - Agreement with Visit Tulsa fully billed at \$150,000 as of 07.29.25.
 - Agreement with Visit Tulsa renewed for 1 year at \$100,000 – **in progress**
- **Route 66 Commission will have a booth at the AAA Road fest June 26-28, 2026**

9. Project No. 170080 / CP 23-09 / IFB 26-908

Project Name: Citywide: Gateway Signage
Representative: Elliott Stiles, COT and Daniel Jeffries, COT (TPO)
Total Funding: \$ 3,600,000.00
Available Funding: \$ 1,625,000.00 (\$265K each year through 2028)
Design Firm(s): Landplan
Start Date: 01.06.25
Completion: **June 2026**

- Project includes 42 signs citywide, as funding allows
- 2 Gateway Triangle signs proposed to be done by Route 66 centennial, 2026
 - Purchasing IFB 26-908, Claude Neon Federal Signs contract signed 02.18.26
- West Sign: Route 66 Village (Train Depot – COT Property)
 - Lights on Ceremony **held** 05.26.26
- East Sign: I-244/I-44 Split, East of 129th E. Ave. – Status as of 05.19.26:
 - Power service installed and connected to meter.
 - Footing complete.
 - Fabrication: Bottom and Mid-Sections of Sign are Installed. Top-Section to be installed week of 05.25.26, weather permitting. Floodlights to be installed last.

10. Project No. 170145

Project Name: Vision Arts - Tulsa Arts Commission
Representative: Stuart Harper
Total Funding: \$ 2,250,000.00
Available Funding: \$ **150,000 to be available 07.01.26 (annual amount through funding allocations)**

- 1st round of artist grants totaling \$300K, 29 agreements approved by Mayor 09.02.2020

- 2nd round of grants totaling \$300K, 33 agreements approved by Mayor 03.03.2021.
- 3rd round of grants totaling \$150K, 12 agreements approved by Mayor 06.08.2022
- 4th round of grants totaling \$150K (Vision Arts 4) 21 agreements approved by Mayor 08.14.23.
- 5th round of grants totaling \$150K (Vision Arts 5) 21 agreements approved by Mayor 11.13.24.
- 6th round of grants totaling \$150K (Vision Arts 6) 20 Agreements in process to be approved by Mayor for 07.01.25 to 06.30.26 spending cycle
- 7th round of grants totaling \$150K (Vision Arts 7):
 - <https://www.cityoffulsa.org/media/29330/vision-arts-7-guidelines-11-1-25.pdf>
 - Submittals due – 01.05.26, 34 applications received
 - IRP (Independent Review Panel) to make recommendations at **07.13.26** Arts Commission meeting, **City staff assisting with facilitation of scoring results due to need from Arts Commission**
 - Mayor to approve awardees following Arts Commission recommendations, Agreements with Artists to follow
 - Funding allocations to be available starting 07.01.26

(3) Public Safety, Parks, and CABS

Attendees:

Linda Jenkins

Matt Meyer

Paul Hassink

Ashley Webb

Kathy Sebert

Steve King

Deborah McKinney

Mareo Johnson

Uriah Davis

Scott Grizzle



INTEROFFICE CORRESPONDENCE

TO: Sales Tax Oversight Committee (STOC)
FROM: Sgt. Dan Ward, TPD Fleet Supervisor
DATE: **June 3, 2026**
SUBJECT: Tulsa Police Fleet Activity

Fiscal Year 2025-Fleet Vehicles

Sixty-one (61) new Ford Police Interceptor Utilities have been ordered. Sixty-one (61) were received. Sixty-one (61); all have been placed into service.

Fiscal Year 2026 Fleet Vehicles

Ninety-one (91) Ford Police Interceptor Utilities have been ordered for FY2026. Seventy-five (75) have been delivered. Thirty-five (35) units have been completed and placed into service. Forty Units (40) are in the equipment installation process.

Air Support Helicopters

Both Police 1 and 2 are fully operational.

- Police 1-Tail number N901TP, 2023 Airbus H125
- Police 2-Tail number N302TP, 2023 Airbus AS350B3

DL:jp



TULSA FIRE DEPARTMENT

Chief Josh Lamb
Physical Resources Office

(918) 596-1230
joshlamb@cityoftulsa.org

TO: Sales Tax Oversight Committee

DATE: June 11, 2026

SUBJECT: Sales Tax/Bond Projects Report

Technical Heavy Rescue

P.O. 232194

Estimate \$2,006,959.45

Funded by SAFER savings

Delivery is expected in July 2026.

Final Inspection completed and findings are being corrected.

Extended Cab Air Trucks

P.O. 232195

Estimated total \$689,858.66

Funded by SAFER savings

Two F-550 extended cab 4x4 mini-rescue body Air Trucks.

Delivery is expected in July 2026.

Final Inspection June 7, 2026.

HazMat Air Truck (Small)

P.O. 240318

Estimate \$367,274.41

Funded by IOT-2

One F-550 crew cab 4x4 mini-rescue body HazMat Air Truck

Delivery is expected in February of 2027.

Preconstruction Meeting June 9, 2026.

Grass Rigs

P.O. 253018

Estimated total \$1,234,290.00

Funded by IOT-2 & Safer Savings

Six Quick Attack Grass Rigs on a Ford F-350 Extended Cab 4x4 Truck

Two of them have been received.

Delivery of all remaining is expected by October of 2026.

Command Trucks

P.O. 262055

Estimated \$382,334.20

Funded by Safer Savings

Five Ford F-150 Crew Cab 4x4 Police Responder Trucks.

Preconstruction meeting planned for June 24th.

Delivery is expected September 2026. We will know more following the meeting on June 24th.



TULSA FIRE DEPARTMENT

Chief Josh Lamb
Physical Resources Office

(918) 596-1230
joshlamb@cityoftulsa.org

Mid-Mount Aerials

P.O. 263365

Estimate \$4,827,679.02

Delivery estimate August 2029

Funded by IOT2 and IOT3

No New Activity

Pumpers

P.O. 263365

Estimate \$7,185,867.72

Six Pierce Pumper Apparatus

Delivery estimate December 2028

Funded by IOT3

No New Activity

Stock Heavy Rescue

P.O. 263366

Estimate \$1,092,606.33

Delivery Estimate October 2026.

Funded by IOT3

No New Activity

Account Balances and Plans

IOT 3 - \$11,725,866.70

Purchasing one Heavy Hazardous Material Apparatus in FY27. Requisition will be entered in July for \$1,599,991.67.



DATE:
June 11, 2026

To: Sales Tax Overview Committee
From: Steve Lassman
Subject: Parks Capital Project Updates

Active Projects List:

1. 147230.....Savage Park Improvements
2. 147250.....Woodward Park Improvements
3. 147300.....Chamberlain Park Pool Reconstruction
4. SP21-6.....Fred Johnson Park Improvements
5. 2244B00009.....Zink Park Erosion and Site Repairs
6. 2244P00011.....Tennis Court Rehabilitation
7. SP23-4.....Carl Smith Sewer Lagoon and Expansion
8. CP 24-16.....Parks HVAC Replacement - Multiple Sites
9. CP 24-9.....Hill Park Improvements
10. CP 24-10.....Mohawk Park Rehab and Renovation
11. CP 24-11.....Park System Parking Rehab
12. 147170.....Hunter Renovation and Expand
13. 145200.....Parks ADA Improvements @ Hunter Park
14. CP 24-18.....Citywide – Outdoor Park Play Amenities
15. PR 25-1.....Citywide – Parking Lot Rehabilitation @ Hicks Park
16. TBD.....Citywide – Roofing Repairs
17. TBD.....Citywide – Mechanical Equipment
18. TBD.....Mohawk Golf Renovations
19. CP 24-2.....Chamberlain Park Improvements
20. CP 24-3.....Berry Park Improvements
21. PR 24-18.....Dream Keepers Park Improvements
22. PR 26-04.....Whiteside Park Improvements

Completed Projects List:

1. SP 21 - 2.....Lacy Park Community Center – Roof Replacement
2. CP 24 - 2.....Owen Park Improvements
3. CP 24 - 5.....Hicks Rec Center Improvements
4. SP 23 - 4.....Crawford Park Shelter Roof Replacement
5. 170125.....McCullough Park Improvements
6. 147500-1R.....McClure Park Slide/Plunge Pool
7. 2242P00030.....Swan Lake Fountain Rehabilitation



DATE:
June 11, 2026

1. SAVAGE PARK IMPROVEMENTS (147230)

- 17800 E. 21st Street – District 6
- 2014 Sales Tax
- Budget: \$120,000 (\$15,000 in FY2019 and \$105,000 in FY2020)
- Consultant: Method Architecture
- Design Fees: \$22,173.63
- Scope of work: HVAC improvements, flooring, painting, and roofing at Savage Park Concession, Restrooms.
- Work to be completed by Purchase Orders through City annual contractors in coordination with Little League user group.
- Improvements to date include HVAC repairs (08.25.25), replacing interior fluorescent lights with led lights (09.11.25).
- Lighting repairs at fields 6 & 7 completed as of 11.20.25.

2. WOODWARD PARK IMPROVEMENTS (147250)

- 2324 S. Rockford Ave. – District 4
- 2014 Sales Tax (147250.ArchEngr.)
- Budget: \$4,850,000 Parks funding + \$2,005,000.00 in stormwater funds = \$6,855,000.00 total budget
- Consultant: LandPlan Consultants, Inc., Meshek & Associates
- Design Fees: \$1,049,104.28
- Construction Bi: \$5,698,788.58
- Kick-off meeting was held June 10, 2020.
- 100% design was submitted on April 21, 2023.
- Revised 100% Documents received April 18, 2024. Staff is preparing documents to advertise for bids.
- Pre-Bid meeting July 16th 2024 and bids open August, 16th 2024.
- Notice to Proceed sent. Conformed drawings received. Construction contract signed by Mayor. Pre - Work Meeting held 12.16.2024.
- Contractors have set up fencing and mobilized on site and beginning work as of 06.09.25.
- **Work underway on RCP storm pipe installation and junction boxes. 3 of 5 junction boxes installed with storm pipe replacement ongoing.**
- **Construction of upper terraces complete, irrigation, storm pipe installation ongoing. Planting underway as of March 2026 with project completion expected September 2026.**

3. CHAMBERLAIN PARK POOL RECONSTRUCTION (147300)

- 4940 North Frankfort Ave. – District 1
- 2014 Sales Tax (147300.ArchEngr.)
- Budget: \$2,424,185 IOT2 + \$1,000,000 IOT3 + \$192,793.07 McClure Funding Transfer + \$103,902.07 Whiteside Plumbing Transfer + \$8,919.22 Playground Equipment Transfer + \$325.81 Whiteside Pool Transfer + \$5,201.03 Playground Surfacing for an updated budget of \$3,735,327.77
- Consultant: Alaback Design Associates
- Design Fees: \$266,583.77
- Community Outreach approved Pool moving to Chamberlain Park – Brown Ordinance processed.
- Contract was approved March 9, 2022. Design Kick-off meeting was held March 17th.
- 100% Documents were submitted on January 17, 2023.
- Final drawings were submitted on August 31, 2023.
- Health Department approval was received January 9, 2024.
- Advertising for bids began January 19, 2024, with bids opening February 16, 2024
- Bid has been awarded to Magnum Construction at a cost of \$3,437,544 for the base bid.
- Construction, demo, and site work began May 16, 2024.
- Pool training held 06.17.25 and Final Walk 06.18.25. Contractors have addressed remaining punch list items. **Final As-Built construction drawings received 03.21.26. SBE documentation received 05.25.26 with final payment processed**
- Pool ribbon cutting with Mayor held on 07.03.25, and pool is open to the public.



DATE:
June 11, 2026

- **Item to be removed in July.**
4. FRED JOHNSON PARK IMPROVEMENTS (SP21-6)
- 6002 South Riverside Drive – District 9
 - IOT2 Sales Tax (2244P00012) + IOT3
 - Total Budget: \$3,125,000 (IOT2) + \$5,000,000 (IOT3) = \$8,125,000
 - Master Plan Fees: \$39,950
 - Master Plan Consultant: Greenplay / Berry Dunn Consultants
 - Design Consultant: Landplan Consultants
 - Design Fee: \$800,207.23
 - A Design Contract was approved by PCSSC on December 12, 2023, and approved on the Mayor’s signing Agenda.
 - **Project advertised for bids 03.20.26 with bids opened 05.01.26.**
 - **Magnum awarded low bid, with all add alternates (1-5) accepted. Contracting in progress.**
 - **Add Alternate 1: Skate Features including: TUL Skate ramp, small skate features around the southwest concrete looped path, and LED uplighting for the TUL skate ramp. (see image below)**
 - **Add Alternate 2: Polycarbonate transparent skylights on basketball shelter roof. (as opposed to a fully solid roof structure)**
 - **Add Alternate 3: Swing area, to be included next to proposed playground structures.**
 - **Add Alternate 4: Duratherm decorative asphalt treatment. A patterned thermoplastic application which will indicate pedestrian travel paths within the parking lot (see image below)**
 - **Add Alternate 5: Bomanite Concrete Topping System: Colored concrete inlaid in the sidewalk concrete, which will include decorative symbols at park features (see image below)**
 - **Construction expected from Summer 2026 to Summer 2027. Parks to plan groundbreaking event with neighborhood and Mayors office, expected Late July.**
5. ZINK PARK EROSION AND SITE REPAIRS (2244B00009)
- 3216 S Trenton Ave.- District 4
 - IOT2 Sales Tax (2244B00009)
 - Total Budget: \$151,800
 - Consultant: Wallace Engineering
 - Design Fees: \$10,500.00
 - Scope: repair damaged stone stairs at NE corner of tennis courts and remediate ground water in lower park.
 - Final Design drawings received October 27, 2023
 - Earthsmart Construction (contract through Stormwater) is providing all improvements on this project at a cost of \$118,000.
 - 60% plans for lower park expected July 2024, stormwater overseeing design.
 - Upper elevation erosion was started by April 1, 2024, and was completed October 1, 2024.
 - **Lower erosion near Crow Creek is being managed by stormwater department.**
 - **Parks met Stormwater staff on site 05.12.26 to review drainage issues and stormwater working to address sinkholes and groundwater erosion.**
6. TENNIS COURT REHABILITATION
- Parks System Wide – All Districts
 - IOT2 Sales Tax (2244P00011)
 - Budget: \$1,200,000 FY24 + \$1,500,000 FY25 + \$2,100,000 FY26
 - Project is to repair and resurface tennis and sports courts, provide new nets, screens, fencing, and new sports striping.
 - Total Estimated Improvement Costs: \$1,110,483.00 / Construction cost: \$945,774.00
 - A pre-construction meeting was held with John Henzel to discuss and schedule work on the first 5 courts
 - Construction on the first 5 courts with Henzel began April 2, 2024.
 - Construction on the CBE courts began June 1, 2024.
 - 2025 court RFP sent out 04.09.25, Bids returned 05.09.25, city selected 3 contractors for courts.



DATE:

June 11, 2026

- Completed Courts: Terwilliger, Rose Dew, Starks-Cheyenne, Manion, Heller, Tracy, McClure, Carbondale, Norberg, Hicks, Whiteside, Skelly, Explorer, Langenheim, Skelly, Ute, Cowan, Lacy, West Highland, Lakeview, Zeigler, Highland, Lloyd, Zink, Kendall Whittier, Graham, Maxwell, Aaronson, Admiral, Loving, Clark, Holiday Hills, Henthorne.
 - 2026 Request for Proposals sent out 03.06.26 with bids to be returned 04.10.26. CBE Tennis selected as low bidder for all courts. Work underway as of 06.04.26 and expected to complete by November 2026.
 - To be resurfaced in 2026: Braden, Clinton, Crutchfield, Darlington, Penney, Reed, Schlegel, Archer, Boeing, Boots Adams, Bullette, Philpott, Vining.
 - More substantial reconstruction needed at Starks tennis court and Leake courts. Exploring funding options.
7. CARL SMITH PARK SEWER LAGOON EXPANSION AND REPAIR (SP23-4)
- 17120 E. 21st Street – District 6
 - IOT2 Sales Tax – Park Facilities
 - Budget: \$650,000
 - Consultant: E&E Engineering & Associates, LLC
 - Expansion of the existing sanitary sewer lagoon system to meet current needs and codes.
 - Consultant has submitted the draft report which has been reviewed by City staff.
 - **Work will take place as part of larger sewer line install project along 21st Street, to take place in 2028, with parks to continue to maintain current lagoon system until sewer line work begins.**
8. PARKS HVAC REPLACEMENT MULTIPLE SITES (CP 24-16)
- IOT2 Parks Facility – 2244B00009
 - Budget: \$1,702,843.00 (IOT2 facilities)
 - Design: N/A
 - Completed: Woodward Gift Shop (\$6,355.00), Woodward Barn (\$6,355.00), Garnett Station (6,355.00), Oxley Nature Center (\$72,297.00), Mohawk Station (\$3,830.43), 1712 Charles Page (\$89,583.00), Reed (\$322,049.00), 1710 Charles Page-Waterworks (\$209,133.00), Dawson (\$8,669.71), Mohawk Golf-First Tee (\$8,669.71), Lacy (\$153,467.00), Centennial Center (\$183,750.00), Garden Center (\$205,592.00). Chamberlain not started, to be completed with larger rec center work (See Item 26)
 - **Parks Maintenance identifying additional HVAC needs to expend remaining balance of \$424,888.65**
9. HILL PARK IMPROVEMENTS (CP-9)
- 210 E. Latimer Pl. – District 1
 - IOT2 Project Funding: \$2,750,000 (\$500K FY25 + \$2.250K FY26) IOT2
 - Design: Consultant Selection after scope of work is identified through Neighborhood Meetings.
 - Design Fees: \$314,250.00
 - Public meeting held 10.14.24 at Ben Hill Community Center. Additional community input session held at Rudisill Library 02.03.25.
 - Selection of Planning Design Group (PDG) recommended at PCSSC 05.07.25 and approved by Mayor on 05.14.25. PDG contract approved by PCSSC on 11.17.25 and signed by Mayor on 12.03.25.
 - Design kick off meeting with PDG 12.18.25. Concept designs received 03.16.26, comments returned 04.01.26.
 - **PDG returned updates 05.01.26, with Parks reviewing and proposing updates ahead of a public meeting. Expecting mid-June community engagement event to follow plan updates.**
 - **Design process will include at least two additional public engagement sessions.**
10. MOHAWK PARK REHAB AND RENOVATION (CP-10)
- 5701 E 36th Street North – District 1
 - IOT2 Project funding: \$1,000,000 (\$100K FY25 + \$900K FY26)
 - Parks staff is having meetings w staff and user groups to determine scope of project.
 - Identified Needs include Repairs to Lake Sherry Earthen Dam, Irrigation Study for Mohawk Golf Course.
 - Lake Sherry repairs to be completed under Stormwater contract with Earthsmart, at a cost of \$110,000.00. Work began December, 2025. Work completed February 2026, Final walk held 03.13.26.



DATE:

June 11, 2026

- WSB selected for drainage & irrigation study at a cost of \$80,627.59, study has completed and draft report received 04.28.26. Met to review report 06.08.26 with Stormwater, Parks, Golf and Zoo staff before proposing updates to WSB for final report.
 - Design: WSB Engineering
 - Design Fees: \$80,627.59
11. CW – PARK SYSTEM PARKING REHAB (CP-11)
- IOT2 Project Funding: \$1,000,000 (\$525K FY25 + \$475K FY26)
 - Design: TBD
 - Parks staff prioritizing parking lots that need repairs.
 - **Parking funding allocated to Dream Keepers grant match. See Item 28.**
12. HUNTER RENOVATION & EXPAND (147170 – CP24-17)
- 5804 E. 91st – District 8
 - IOT Project Budget: \$400,000
 - Design – N/A
 - Scope: Interior and path improvements made in coordination with ADA Hunter improvements.
 - Restroom modifications completed under existing BEN construction contract.
 - Plans in review by Parks staff, compiled comments returned to McIntosh 02.20.25.
 - Received trail design updates from McIntosh 07.03.25, with parks comments returned 07.28.25. 100% set from McIntosh received 10.06.25, parks returned additional comments for tree protection 11.25.25.
 - **Updates received and reviewed 03.02.26. Project to advertise 06.19.26, with bids to open 07.17.26.**
13. PARKS ADA IMPROVEMENTS @ HUNTER PARK (145200)
- 5804 E. 91st – District 8
 - IOT funding: \$163,702.76 (balance) + \$1,000,000 FY25 + \$1,000,000 FY26
 - Design: McIntosh Group, LLC
 - Design Fees: \$43,660.00
 - Construction Estimate: \$511,980.00 (05.28.2023)
 - 65% Drawings submitted and reviewed by staff. Staff reviewing southern trail for interference with existing trees' critical root zones. Reviewing with Geoff Braga and engineering staff for tree issues before proceeding with construction.
 - Plans in review by Parks staff, will return to McIntosh following Accessibility Advisory Committee Meeting held 02.14.25.
 - Compiled comments returned to McIntosh 02.20.25.
 - **Received design updates from McIntosh 07.03.25, with parks comments returned 07.28.25. 100% set from McIntosh received 10.06.25, parks returned additional comments for tree protection 11.25.25. Updates received and reviewed 03.02.26. Project to advertise 06.19.26, with bids to open 07.17.26.**
14. CW – OUTDOOR PARK PLAY AMENITIES (CP-24-18)
- Parks System Wide – All Districts
 - IOT2 Total Budget: \$5,500,000
 - Appropriated: \$1,700,000 FY24 + \$1,900K FY25 + \$1,900K FY26
 - Breakdown of projects reviewed and approved by City Council.
 - Public press release July 1, 2024. Survey signs placed 09.09.24 – 10.15.24 to collect citizen responses to inform playground designs and equipment.
 - **Gametime:** completed Newblock, Lakeview, Rose Dew, Aaronson, Boeing, Manion, Norberg, Challenger 7, Turner, Lantz, Benton, Graham, Terrace, Zeigler playgrounds (see images below).
 - **Gametime matching grant for Pielsticker Playground (at Mohawk Park) awarded, design in progress.**
 - **Crouch:** completed Skelly, Shannon II, Riggs, Loving, Skelly, Dawson, Boots Adams, Pratt (swings), Braden (swings), Woodward (swings). **Crouch preparing estimate for Swan Lake swing replacement.**
 - AB Creative: providing designs for Henthorne, Lloyd, Highland and East Park Tract. Reviewed designs at 03.13.26 Accessibility meeting. Consultant making updates to designs ahead of installation.



DATE:
June 11, 2026

- **Landscape Structures:** providing designs for Hicks, Bales, and Tracy Parks. Hicks completed and opened to public, Bales Park playground opened to the public 02.27.26, with public celebration with Bike Club held 03.27.26. Tracy RT-66 themed playground completed 05.11.26. (See image below). LSI Providing design for Crutchfield.
 - See attached sheet for full list of playgrounds to be improved.
15. CW – PARKING LOT REHABILITATION – HICKS PARK (PR 25-1)
- 3443 S. Mingo Rd. – District 5
 - IOT3 Funding: \$800,000 (April 2024)
 - Design: GH2 Architects
 - Fee proposal received 11.08.24, scope of services needs to be reduced.
 - GH2 provided updated cost proposal 12.19.24.
 - GH2 to move forward with design of parking lot at a cost of \$40,600
 - Design Fees: \$40,600
 - GH2 Designs received 04.25.25, city comments returned 07.18.25, 75% drawings from GH2 received 08.08.25. Returned city comments 08.26.25. GH2 Returned bid drawings on 11.14.25.
 - **Pre-bid meeting held 01.27.26 with bids opened 02.20.26.**
 - **City has selected Daris contractors, pre-work meeting scheduled 06.11.26, work to begin by July 2026.**
16. CW – ROOFING REPAIRS
- IOT3 Funding: \$1,625,000 (Bond Sales to occur FY2028)
 - Design: TBD
 - Design Fees: TBD
 - Priorities are being identified.
17. CW – MECHANICAL EQUIPMENT
- IOT3 Funding: \$300,000 (Bond Sales to occur FY2030)
 - Design: TBD
 - Design Fees: TBD
 - Priorities are being identified.
18. MOHAWK GOLF RENOVATIONS
- 5228 E. 41ST Street North – District 1
 - IOT3 Funding; \$4,000,000 (FY2024)
 - Design: Pending Irrigation Study (Item 14)
 - Design Fees: TBD
19. CHAMBERLAIN PARK IMPROVEMENTS (CP 24-2)
- 4940 North Frankfort Ave. – District 1
 - IOT3 Funding; \$5,000,000 (April 2024) + GKFF Contribution approx. \$22M
 - Design by Studio Zewde Architects; privately funded through GKFF
 - Construction funding to supplement privately funded project currently under design.
 - ParkDesign to include a new building for the JAMC rec center with a new parking lot, new covered basketball court, new playground, new garden area, picnic shelters, walking trails, lighting and landscaping added throughout the park.
 - 75% Plans received August 9, 2024, Parks has reviewed and returned comments as of 11.08.24, design ongoing to address parks comments.
 - 100% drawings received 07.14.25, plans for infrastructure development process (IDP) review submitted 09.19.25 and resubmitted and approved 12.12.26.
 - Building and shelters submitted for permitting review 12.01.25 and resubmitted 01.15.26, in review by city permitting.
 - Groundbreaking ceremony held May 4th, 1:00 PM. Construction to occur May 2026 through May 2027.



DATE:
June 11, 2026

- **Construction fencing installed 05.15.26, demo underway as of 05.26.26. Existing rec center, pool, and splash pad will remain open during construction.**
20. BERRY PARK IMPROVEMENTS (CP 24- 3)
- 5002 N Wheeling Ave. – District 1
 - **Budget; TBD (Total GKFF contribution to be determined following construction cost estimates from consultants)**
 - Design by Studio Zewde Architects; privately funded through GKFF
 - Construction funding to supplement privately funded project currently under design.
 - Park design to include a new covered basketball court, playground, splash pad, picnic shelters, expanded parking lot, and a new walking loop, lighting and landscaping throughout the park.
 - 75% Plans received August 9, 2024, Parks has reviewed and returned comments as of 10.31.24, design ongoing to address parks comments.
 - 100% drawings received 07.14.25, architects submitted infrastructure development process (IDP) submitted 10.10.25 and resubmitted 01.06.26, approved 03.28.26. **Permitting comments received 05.01.26, working with design team to address and update.**
 - Construction to occur May 2026 through Spring 2027.
 - **Construction fencing installed 05.26.26, demo underway as of 06.01.26.**
21. DREAM KEEPERS PARK IMPROVEMENTS (PR -24-18)
- 1875 S Boulder Park Dr. – District 4
 - Combination of IOT2 Funding, District 4 Improvement Funds, Private contributions, and Outdoor Recreation Legacy Partnership Grant match for a total of \$7,224,000.00.
 - Design: TSW Design
 - Design Funds: \$831,299.00
 - Project to begin construction January 2026, with completion required by December 2027.
 - Selection of TSW as design consultant by Mayor on 06.04.25. Design contract approved by PCSSC 11.12.25, and signed by Mayor on 01.14.26.
 - Cultural Resource Survey of site requested by Muscogee (Creek) Nation on 06.30.25. Terracon completed survey 12.05.25. State has reviewed and approved report findings 02.27.26.
 - Stakeholder meetings with three tribes, surrounding neighborhood associations, businesses, Council Oak Elementary held Spring of 2026.
 - **Preliminary concept layouts presented to Parks and Cultural Committee 04.29.26, TSW making updates based on comments. Schematic designs underway.**
 - Final Report of traffic study for Boulder Park Drive closure was received from Garver on 04.28.26.
22. WHITESIDE PARK IMPROVEMENTS (PR -26-04)
- 4009 S. Pittsburg Ave. – District 9
 - IOT2 Funding – Trail Improvements
 - Design: Landplan Consultants Inc.
 - Design Funds: Costs TBD, under On-Call contract with Landplan
 - Project will include reconstruction of trails along east side of Whiteside Park to resolve runoff of existing chat trail, and solution for Rec Center gym floor, which has been experiencing groundwater infiltration.
 - **Met with Landplan and Groundworks at Whiteside on 04.02.26 to review site conditions and with city stormwater 04.27.26 to evaluate floodplain and drainage. Landplan preparing cost and proposal for design services.**

DATE:
June 11, 2026



Fred Johnson Park Rehabilitation



Fred Johnson Proposed TUL Skate Ramp. Add Alt 1 (Project 4)

DATE:
June 11, 2026



Fred Johnson Park Rehabilitation

Fred Johnson Park Proposed Covered Basketball Shelter (Project 4)



Fred Johnson Park Rehabilitation

Fred Johnson Proposed Dog Parks (Project 4)

DATE:
June 11, 2026



Fred Johnson Park Rehabilitation

Fred Johnson Proposed Playground and Pickleball Courts (Project 4)

DATE:
June 11, 2026



Fred Johnson overall layout (Project 4)

DATE:
June 11, 2026



Tracy Playground (Project 14)

DATE:
June 11, 2026



Terrace Playground (Project 14)

DATE:
June 11, 2026



Zeigler Playground (Project 14)



DATE:

June 8, 2026

To: STOC

From: CABS (City Architectural Building Services), Mary Womble, AIA

Subject: CABS Project Updates

Active Projects List:

- 1. RFP 24-327 Roadside Attraction (Public art)
- 2. CP 24-24 CCP Elevator Modernization
- 3. 16-1-1453XX TPAC Renovations
- 4. CP 24-37 TPAC (Tulsa Performing Arts Center) IOT3 Renovations
- 5. SP 23-2 TPAC – ARPA Projects
- 6. 146120 TPD Uniform Renov. – Gilcrease & Riverside
- 7. 145500 Animal Shelter Expansion, Phase 1 & 2
- 8. SP 21-5, 2234B00006 Citywide Public Facilities – Roofs
 - a. SP 23-6 Reed Park Roof Replacement
- 9. SP 20-6 Greenwood Cultural Center Facility Rehabilitations
- 10. CP 23-10 Public Safety Center
- 11. 147150 Tulsa Zoo Carnivores and African Wilds
- 12. CP 24-20 Tulsa Zoo Rainforest HVAC and Electrical Upgrades
- 13. CP 24-21 Tulsa Zoo Multi Building Roof Replacements
- 14. PR 25-16 / SW-2025-02-136 Tulsa Zoo Entrance and Parking Improvements
- 15. CP 24-19 BOK Center & Arvest Convention Center – IOT3
- 16. CP 24-27 AFP3 Building 7 Roof Replacement
- 17. OSU LRF OSU VA Parking Garage
- 18. 2159FR0299 TIA Airport ATCT and TRACON – ARPA
- 19. CP 24-32 Bells Station – Route 66 Village Improvements
- 20. 2159FR0297 Family Safety Center Campus – ARPA
- 21. TMUA-ES 2025-03 Long Range Facility Plan for NSWWTP
- 22. SP 25-38 Bazaar Grocery Store – Tulsa Metropolitan Ministries
- 23. CP 24-29 ANG Airmen’s Wellness Center
- 24. PR 25-12 ADA Citywide Buildings
- 25. PR 25-18 Jail and Courts
- 26. PR 26-05 21st Street Incubator

1836 * 1898

TUL * USA

Completed Projects

- 1. SP 22-12A Municipal Courts Building ADA October 2025
- SP 22-12B OTC ADA October 2025



1. Project No. RFP 24-327

Project Name: Roadside Attraction (public art)
Location: 815 S Riverside
Council District: 4
Representative: Ashanti Chaplin and Mary Womble, COT
Funding: \$250,000 (2006 Sales Tax)
Artist: Ken Kelleher
Start Date: November 2024
Anticipated Completion: TBD

- “Crybaby Cry” sculpture
- Art has shipped from overseas and arrived in Florida 10.23.25, avoided potential tariff shipping increases. Will remain off site until site is ready for installation.
- Private location for art was under consideration in late 2025 and later rejected by Artist.
- Final location of art to be at original site, different location on site.
- Review of new site location has been reviewed and cleared by City ROW, easements and utilities.
- Call held with artist 03.06.26 to discuss next steps for permitting, foundations and schedule of installation.
- **Call held with Artist’s attorney 05.05.26 to review items, many outstanding items remaining since March 2026 call.**
- **Geotech for new location of art bored 04.13.26, report received 05.08.26 and is under review, site conditions vary greatly from original Geotech boring and will affect design of foundation, permitting and installation schedule**
- **Revised footing design scheduled to be received 06.12.26**
- **Call scheduled with artist on 06.24.26 to review updated footing and next steps for permitting and installation**

2. Project No. CP 24-24

Project Name: CCP (Civic Center Parkade) Elevator Modernization
Council District: 4
Representative: Max Wells, COT
Total Funding: \$ 1,350,000
Design Firm(s): Cyntergy
Contractor: Legend Lifts (\$1,088,000)
Start Date: 03.05.25
Scheduled Completion: **January 2027**

- Modernization of CCP elevators by Cyntergy and Lerch Bates, elevator consultant
- Water intrusion repairs on top of elevators completed 02.06.26
- Car 4 demo/prep work underway; removing and replacing some controllers with new. Preparing setting beds for new machine and cable runs. (05.12.26)
- **Contractor needs elevator pit layout record drawings to determine how the machine is fastened. Nia reaching out to Wallace Engineering for drawings. Project is at a standstill until pit layout is resolved. Contractor working with structural engineer on backup plan if record drawings cannot be obtained as prudent step to avoid further delays. (06.04.26)**



3. Project No. 16-1-1453XX

Project Name: TPAC Renovations
Location: TPAC, 110 S 3rd Street
Council District: 1
Representative: Stuart Harper, COT
Available Funding: \$ 349,163.82 (balance of CEI Contract) + additional ADA funding (\$201,300.00)
Design Firm(s): Beck (Matrix closed business late 2022)
CMAR: Lowry (CEI was previous contractor)
Start Date: 08.01.25
Scheduled Completion: September 2026

- City filed suit in June 2022 – Case No. CJ-2020-2561
- City refiled suit against CEI in August 2023 – Case No. CJ-2023-2334
- City Council approved settling with contractor with sinking funds on 04.16.25
- Design meetings held biweekly since 08.01.25, **next is 06.19.26**
- **Bids opened 05.28.26. All but one bid package (drywall and paint) came in under budget**
- **One bid package received no bids, Lowry requesting (3) quotes.**
- **Minor issues with five bids, Lowry has resolved**
- Construction window planned for 06.29.26 – 08.27.26

4. Project No. CP 24-37

Project Name: TPAC (Tulsa Performing Arts Center) IOT3 Renovations
Location: TPAC, 110 S 3rd Street
Council District: 1
Representative: Mary Womble, COT
Total Funding: \$ 79.7M **Public (IOT3) + \$55M Private = \$134M Total**
Available Funding: \$ 10 M public funding allocated to date
Design Firm(s): Beck Design
CMAR: Tulsa Vision Builders
Start Date: 05.28.25 Design, 2028 Construction Start
Anticipated Completion: TBD

- Mayor and Council approved privately funded portions for future phase work April 2025 (in addition to public funding)
- Monthly meetings with design and construction team started 11.17.25, **next is 06.24.26**
- Chapman Hall proposed primary entry from 3rd street level (original lobby), with ADA seating provided stage-front, midway, and auditorium-rear; existing entries maintained for egress
- Loading dock proposed to fully enclose and facilitate (2) semi-trucks with additional storage and facility spaces above.
- TPACT desires fast-tracking design and construction to minimize PAC closure timeframe; May '28 – Summer '30 to finish out Spring '28 season and be completed by Fall '30 season
- Public IOT3 renovation within budget (\$62.5M) ; private West Addition overbudget (\$55.7M / \$55M is budget), Beck to revise and reduce West Add to bring into budget
- 25% Progress Set issued for COT Departments Review 05.08.26, **no comments.**
- **Met with Code Officials & Fire Marshal 06.03.26, building considered a high rise under current code, requires upgrades to renovation scope (existing can remain); TPAC sits on two properties (TAE0 garage and COT property), questions to legal of how to reconcile ownership for Plan Department.**

1836 * 1898

TUL * USA



5. Project No. SP 23-2

Project Name: TPAC – ARPA Projects
 Location: TPAC, 110 S 3rd Street
 Council District: 1
 Representative: Max Wells, COT
 Total Funding: \$5,500,000
 Available Funding: \$5,500,000
 Design Firm(s): Beck Design
 Contractor: Lowry Construction (CMAR)
 Start Date: 03.28.23
 Completion: March 2026 (ARPA deadline is 06.30.26)

- Work completed 02.10.26, Final payment issued 04.20.26
- Waiting on record Drawings (06.05.26)

6. Project No. 146120

Project Name: Tulsa Police Department, Uniform Divisions Renovations - Gilcrease and Riverside Divisions
 Council District(s): 1 & 2
 Representative: Max Wells, COT
 Total Funding: \$3,000,000 plus \$300,000 ADA funding
 Available Funding: \$2,609,000 plus \$300,000 ADA funding
 Design Firm(s): BKL
 Contractor: Magnum Construction (\$2,233,072.00)
 Start Date: 11.18.24
 Completion: 02.09.26 (all complete but additional wall reinforcing Change Order at RID)

- **GID:**
 - Final inspection of punchlist completed 11.19.25
 - Closeout Documents transmitted to Architect for review and Record Document preparation. (03.09.26)
 - Closeout Documents returned to City for archiving.
- **RID:**
 - Floor plan adjustments at request of TPD approved by Development Services.
 - Final inspection of Punchlist completed 11.19.25
 - Change Order for additional bullet resistant wall reinforcement approved by Mayor 04.08.26, will be about 8 weeks to complete work (mid-June 2026).
 - Closeout Documents returned to City for archiving.
 - Bullet resistant wall reinforcement complete. Waiting on bullet resistant doors to be shipped and installed. (06.04.26)

7. Project No. 145500

Project Name: Animal Shelter Expansion, Phase 1 & 2
 Location: 5995 E. 36th Street North
 Council District: 3
 Representative: Max Wells, COT
 Total Funding: \$13,884,552.29 (\$2,750,000 - IOT1; \$2,080,000 - IOT2; \$500,000 - ARPA County; \$2,500,000 - ARPA City; Supplemental Appropriation Budget Amendment - \$6,100,000; \$44,532.29 Transfer from Ventilation project; Crematorium - \$89,980)



Available Funding: \$13,884,552.29
 Design Firm(s): GH2
 Construction Manager: Timberlake Construction
 Start Date: 05.05.25
 Scheduled Completion: **October 2026**

- EIFS, stone veneer, retaining wall and roofing complete.
- Interior fire suppression, plumbing, HVAC and electrical underway.
- Security Cameras & Access Control cable pulling complete.
- Landscape irrigation underway.
- Grading for parking lots underway.
- Concrete curb & gutter and sidewalks underway.
- **Storefront system, Glass and Glazing continues**
- **Wallboard continues.**
- **Exterior doors and hardware installed.**
- **Painting continues.**
- **RTU's started and running.**
- **Interior ceiling grid and lighting underway.**
- **Ceramic Tile underway.**

8. Project No. SP 21-5, 2234B00006

Project Name: Citywide Public Facilities – Roofs
 Council District(s): Varies
 Representative: Max Wells, COT
 Total Funding: \$2,400,000 Available
 Design Firm(s): GH2, BKL, JCJ
 Contractor: Magnum Construction, Inc.
 Contract Amount: \$882,563.00

- **Reed Park Roof Replacement (SP23-6)**
 - Notice to Proceed 04.06.26
 - Demolition underway. (05.11.26)
 - **TPO roof system 50% installed. Work continues.** (06.04.26)

9. Project No. SP 20-6, 147150

Project Name: Greenwood Cultural Center Facility Rehabilitations
 Location: 322 North Greenwood Ave.
 Council District: 1
 Representative: Bhree Barrett, COT
 Total Funding: \$5,340,000 - IOT2
 Consultant(s): JCJ / Moody Nolan Architects
 Design Fees: \$128,459.76 (Master Plan) + \$565,076.80 (Design) = \$693,536.56
 Contractor: Ascend Commercial Builders, LLC
 Start Date: 10.29.24
 Scheduled Completion: **December 2026**

- Notice to proceed 03.30.26, 9 months for construction
- **Painted office walls and installed ceiling grid.**
- **Completed interior sanitary sewer replacement (ready for pour back).**

1836 x 1898

TUL x USA



- Completed 80% in-wall plumbing and 40% in-wall electrical in restroom area.
- Installed additional ductwork in mezzanine, Goodwin Chappelle Gallery and break room.
- Began relocating sprinkler lines in restroom and break room area.
- Completed lighting demolition in Main Gallery.
- Replaced glazing at the main entrance on the south side of the building. (06.05.26)

10. Project No. CP 23-10

Project Name: Public Safety Center
 Location: 12222 E State Farm Blvd South
 Council District: 7
 Representative: Mary Womble, COT
 Total Funding: \$63,500,000 (\$45M PSC, \$16M Maintenance Facility)
 Available Funding: \$ 45,000,000 (Allocated November 4, 2024)
 Design Firm(s): Narrate and DLR Group
 CMAR: Flintco
 Start Date: December 2024
 Scheduled Completion: TBD

- Building purchased, closed 11.05.24
- Option 5 floor plan presented 07.24.25 – general conceptual layout approved by all departments
 - Phase 1 will include primarily TPD divisions that need to move out of Police Courts building 600 Civic Center to allow for Police Courts demolition.
 - Phase 2 will include TFD and other departments.
- Updated plans received 11.13.25 – includes more Tier 1 scope as possible and as allowable by code (maxes out use of on-site demountable partitions and existing modular furniture).
- Design and construction team approved to move forward with finalizing drawings for bid for Phase 1 move out of 600 Civic Center as of 03.02.26, \$4M budget overage, funding to be covered by citywide maintenance and other funds.
- 25% storm shelter drawings issued 05.04.25 and reviewed on 05.07.25 call
- 25% Phase 1 600 Civic Center plans issued 05.11.25 and were reviewed at 05.14.26 call
- Additional \$25M proposed by Mayor’s budget as presented 04.22.26.
 - If approved by Council, funds to be available by later June / early July 2026 and will include Mingo Valley, RTIC and City Medical as voter approved.
- EDA grant with INCOG:
 - Calls held with INCOG to finalize application 04.29.26, 05.05.26, and 05.13.26
 - Includes: Storm Shelter and Generators and upgraded cabling protection - \$9,806,968, requires 20% City matching funds
- BRIC Grant:
 - Applications due 06.12.26, does not allow enough time to select consultant and have under Agreement per FEMA requirements.
 - Grant could cover \$3M in relating TFD out of flood plain
 - LOI/SOQ (Letter of Interest / Statement of Qualifications) to be issued to select 3rd party grant application consultant to be ready for next round of applications, August 2026 - October 2026 time range, exact dates unknown
- Design and construction team reviewing scenarios to move all 6 groups out of 600 Civic Center by March 2027 as requested by Administration on 05.29.26 to allow earlier access by convention hotel to site. Schedules, costs, permitting implications and IT / network items being considered.

1836 x 1898

TUL x USA



11. Project No. 147150

Project Name: Tulsa Zoo Carnivores and African Wilds
 Location: 6421 E 36th Street North
 Council District: 1
 Representative: Bhree Barrett, COT
 Total Available Funding: \$ 8 M (2014 Sales Tax) + \$34 M (Private funding) = \$ 42 M
 Total Budget: \$ 45,143,237.24
 Design Firm(s): WDM (contracted with TZMI)
 CMAR: Nabholz
 Start Date: 03.06.25
 Scheduled Completion: 05.31.27

- Reimbursement CPA (Capital Projects Agreement) between TZMI and COT
- Project was re-bid with bids opened 02.25.25 and were found to be acceptable.
- Fundraising ongoing during construction
- OAC (Owner Architect Contractor) meetings held every two weeks, started 03.06.25.
- 59% of city funding paid out - \$4,752,912.97; Remaining balance - \$3,246,467.71
- Site work continues – Utilities near Lion / Hippo underway. Earthwork rough grade nearing completion and electric install where available.
- Meerkat building – MEP inspection in-hand. Preliminary punch list items are being addressed. Washing / final cleaning in the works. Landscaping to begin 06.08.26 and once complete CO will be scheduled.
- Zebra / Vulture – Cemrock vulture trees in progress. Baobab structural concrete is complete. Zebra NW wall in progress and Zebra Viewing Deck ceiling nearing completion.
- Dog / Aviary – Hornbill containment complete. Painted Dog cage work nearing completion. Exterior themed painting progressing. Aviary trees have begun theming progress. Aviary yard set to final rough grade – pond is excavated.
- Lion / Hippo – CMU coursing entire building in progress. Concession / restroom groups underground plumbing complete. On-going interior and exterior pool work underway. (06.04.26)

1836 * 1898

TUL * USA

12. Project No. CP 24-20

Project Name: Tulsa Zoo Rainforest HVAC and Electrical Upgrades
 Location: 6421 E 36th Street North
 Council District: 1
 Representative: Bhree Barrett, COT
 Total Funding: \$ 8,550,000
 Available Funding: \$ 8,000,000 (+ \$550,000 future funding, IOT3)
 Design Firm(s): EDA + FKI Engineers (contracted with TZMI)
 Contractor: VOY Construction
 Start Date: 10.15.25
 Scheduled Completion: TBD



- AAON is donating some HVAC units
- Pre-work held 10.15.25, submittals ongoing.
- **Ductwork from RTUs to building underway.**
- **Switch gear delivery pushed to early July 2026.**

13. Project No. CP 24-21

Project Name: Tulsa Zoo Multi Building Roof Replacements
 Location: 6421 E 36th Street North
 Council District: 1
 Representative: Max Wells, COT
 Total Funding: \$ 4,500,000
 Available Funding: \$ 4,500,000
 Design Firm(s): GH2
 Contractor: TBD
 Start Date: 05.29.25
 Scheduled Completion: TBD

- 100% plans in process
- **Met with Zoo mid-May 2026 to finalize plans**
- **Met with Kalwall rep on-site to review hexagon dome replacement strategies. Final design progressing. (06.04.26)**

14. Project No. PR 25-16 / SW-2025-02-136

Project Name: Tulsa Zoo Entrance and Parking Improvements
 Location: 6421 E 36th Street North
 Council District: 1
 Representative: Bthree Barrett and Veronica Page, COT
 Total Funding: \$ 6,000,000
 Available Funding: \$ 6,000,000 as of 07.01.25 (IOT3)
 Design Firm(s): Narrate and Wallace Design Collective
 CMAR: Nabholz
 Start Date: September 2025
 Scheduled Completion: TBD

- Front entrance bridge is condemned due to structural failure
- Part of funds available will go to replacing bridge, will potentially require 404 permit
- Project to include existing bridge demolition, new bridge, lighting, and connection to parking lot.
- Agreement with Narrate signed by Mayor 05.06.26.
- **Front entry concepts kick-off meeting scheduled for 06.12.26.**

15. Project No. CP 24-19

Project Name: BOK Center & Arvest Convention Center – IOT3
 Location: BOK Center & Arvest Convention Center
 Council District: 1 & 4
 Representative: Mary Womble, COT
 Total Funding: \$25,150,000 IOT3 + \$18M OVG Capital Reserve = \$43,150,000
 Available Funding: \$ 8,000,000 currently allocated
 Design Firm(s): GH2



Contractor: TVB (Tulsa Vision Builders)

Start Date: 09.17.24

Anticipated Completion: TBD

- Special City Council Tour and meeting held 01.20.26 to review condition of facility, proposed phasing for construction and need for additional funds to achieve facility goals. Current coverage is \$79,735,957
- Agreement for GH2 to PCSSC 04.15.26 and TPFA (Tulsa Public Facilities Authority) 04.16.26
 - Includes design of BOK and ACC roof, **executed 04.29.26**
 - **Design of BOK roof ongoing (06.04.25)**
- List of included items in IOT3:
 - BOK Suite replacements
 - ACC Roof replacement, ACC Legacy Hall 3rd Floor Renovation
 - BOK and ACC Elevator replacements
 - ACC escalator updates
 - Security cameras and Access controls updates
 - ACC door replacements
- Additional capital needs not committed in IOT3:
 - BOK roof replacement
 - BOK lapendaries
 - BOK event level refresh
 - BOK Restaurant
 - BOK parking and gated area upgrades
 - BOK Center hung scoreboard
 - BOK seating replacement / concrete repairs
 - ACC connection to new hotel

16. Project No. CP 24-27

Project Name: AFP3 Building 7 Roof Replacement

Location: Airport

Council District: 3

Representative: Max Wells, COT

Total Funding: \$1,300,000

Available Funding: \$1,300,000

Design Firm(s): **BKL**

Contractor: TBD

Start Date: 04.22.25

Anticipated Completion: TBD

- Changing Architect for lack of responsiveness from prior consultant.
- **Met with BKL 06.04.26 to initiate design. (06.04.26)**

17. Project No. 2159FR0285

Project Name: OSU VA Parking Garage

Location: 3rd & Houston

Council District: 4

Representative: Stuart Harper, COT

Total Funding: \$ 8M sales tax + \$ 4M ARPA = \$ 12M total

Available Funding: \$ 12,000,000

Design Firm(s): GH2



Contractor: Crossland
 Start Date: November 2024
 Anticipated Completion: June 2026

- City ARPA has been reimbursed \$4M (01.05.26)
- Job site camera: - <https://timelapse.stealthmonitoring.com/veteranshospitaltulsa8/>
- Crossland finishing punch list items, as of 05.26.26
- Outstanding work: signage install at corner of 3rd & Houston.

18. Project No. 2159FR0299

Project Name: TIA Airport ATCT and TRACON - ARPA
 Location: Tulsa airport
 Council District: 3
 Representative: Bthree Barrett, COT
 Total Funding: \$7,000,000 (ARPA)
 Available Funding: \$7,000,000
 Design Firm(s): Leo A Daly
 Contractor: Flintco (CMAR)
 Start Date: October 2024
 Anticipated Completion: September 2026

- \$7M ARPA funds fully reimbursed as of 12.22.25 (deadline to bill 06.30.26)
- **84% billed from entire funding sources.**
- Periodic site visits with CABS and ARPA ongoing during construction.
- First module of tower cab in place 02.06.26; second module 03.02.26; third module 03.05.26
- **PSO shutdown 05.28.26 - one step closer to permanent power.**
- **Tower skin progressing and the current focus is to get the tower dried-in.**
- **The concrete parking lot and drives are underway.**
- **ONG is bringing the gas to the site. (05.29.26)**

19. Project No. CP 24-32

Project Name: Bells Station – Route 66 Village Improvements – IOT2 CD2
 Location: 3770 Southwest Blvd
 Council District: 2
 Representative: Bthree Barrett, COT
 Total Funding: \$ 500,000
 Available Funding: \$ 500,000
 Design Firm(s): BKL, Inc.
 Contractor: Bacco and Purchasing bids
 Start Date: 05.07.25 (design)
 Anticipated Completion: April 2026 (Centennial Events 04.13.26 - 04.15.26)

- **Sound panel work in Red Fork Train Depot and Visitors Center completed 05.21.26**
- Main Street House drawings submitted to plan review 02.27.26 - Working on LOD #2 response.
- **Oil derrick lighting materials ordered (06.04.26)**

Project Name: Family Safety Center Campus - ARPA
 Location: 2829 South Sheridan Road
 Council District: 5
 Representative: Bthree Barrett, COT

1836 * 1898

TUL * USA



Total Funding: \$ 1,000,000
 Available Funding: \$ 1,000,000
 Design Firm(s): KKT Architects
 Contractor: Crossland
 Start Date: 10.30.24
 Anticipated Completion: February 2026

- City ARPA money used for construction.
- \$1M in ARPA funds has been reimbursed as of 03.06.25
- Family Safety Center employees began moving into the new facility 02.02.26; open for clients 02.09.26; Grand Opening 02.15.26.
- **All punch list items complete.**
- **COT currently reviewing the record drawings for IDP (05.29.26)**

20. Project No. TMUA-ES 2025-03

Project Name: Long Range Facility Plan for NSWWTP
 Location: NSWWTP (Northside Wastewater Treatment Plant)
 5628 N 105th E Ave
 Council District: N/A
 Representative: Bthree Barrett, COT
 Total Funding: \$238,000 for master plan, additional funds for storage buildings
 Available Funding: \$238,000 for master plan, additional funds for storage buildings
 Design Firm(s): BKL, Inc.
 Contractor: TBD
 Start Date: 10.29.25
 Anticipated Completion: TBD

- Masterplan for NSWWTP.
- **Phase II for Long Range Facility Plan close to completion.**
- **The new waterline and fire hydrant will be designed in-house by the COT and constructed by WDS; design / construction will come from a different funding source.**
- **100% drawings for the 2 storage building are ready, pending COT linework for the new waterline and fire hydrant. (06.03.26)**

21. Project No. SP 25-38

Project Name: Bazaar Grocery Store – Tulsa Metropolitan Ministries, CD3
 Location: NE corner of Pine & Yale, 5215 E Pine Street
 Council District: 3
 Representative: Mary Womble, COT
 Total Funding: \$500,000
 Available Funding: \$500,000
 Design Firm(s): Pinnacle Home Design
 Contractor: TMM (Tulsa Metropolitan Ministries)
 Start Date: 01.13.25
 Completion: April 2026

- Project is 84% billed as of 03.30.26, **final pay forthcoming (05.12.26)**
- Power by PSO installed at site 12.18.25 after 5 1/2 months of waiting
- Public opening Saturday 04.11.26



22. Project No. C P 24-29

Project Name: ANG Airmen’s Wellness Center
 Location: Air National Guard 138th FW base
 Council District: N/A
 Representative: Mary Womble & Stuart Harper, COT
 Total Funding: \$2,000,000 City ARPA + \$6,000,000 State
 Available Funding: \$2,000,000
 Design Firm(s): MAC (MacArthur Associated Consultants)
 CMAR: Magnum
 Start Date: 01.07.26
 Anticipated Completion: 09.30.26 (ARPA billing deadline)

- Joint project between City and ANG
- ARPA funds to be spent by 09.30.26
- State funds scheduled to be available July 2026
- ARPA funds billed – 18.6% (\$373,082.42 of \$2M) as of 05.12.26
- **Construction began 05.18.26**
- **Undocumented asbestos piping discovered 05.19.26, \$7,565 allowance authorization approved 05.27.26 (\$95,709.17 contingency remaining)**

23. Project No. P R 25-12

Project Name: ADA Citywide Buildings
 Location: Citywide
 Council District: Citywide
 Representative: Bthree Barrett, COT
 Total Funding: \$4,500,000
 Available Funding: \$4,500,000
 Design Firm(s): The McIntosh Group
 Contractor: TBD
 Start Date: TBD
 Anticipated Completion: TBD

- Prioritization and implementation of barrier removal across citywide buildings.
- Agreement with The McIntosh Group signed by Mayor 04.08.26 - \$345,500.00
- Kickoff call held 05.07.26.
- **Prioritization of sites, checklist guide submitted for review 06.02.26, and standard details under review.**
- Items in Agreement include:
 - On-call ADA services to include review of ADA elements, plan preparation and inspection support as requested
 - Creation of checklist guide for City of Tulsa Creation of standard details for City’s consultants with built-in tolerances
 - Creation of standard details to be used by City’s consultants with built-in tolerances
 - Maintenance of ADA inventory spreadsheets to manage and track ADA barrier remediation for various City buildings
 - Peer review for various City projects being designed by other consultants
 - Accessibility onboarding session with Tulsa area General Contractors
 - ADA Standards Workshop for City staff

1836 * 1898

TUL * USA



24. Project No. P R 25 - 18

Project Name: Jail and Courts
Location: TBD
Council District: 4
Representative: Mary Womble / Molly Allen, COT
Total Funding: TBD
Available Funding: TBD
Design Firm(s): Dewberry Architects
Contractor: TBD
Start Date: TBD
Anticipated Completion: TBD

- **Projects include interim and permanent jail and courts facilities, locations of both facilities TBD**
- **Agreement scoping in process with Dewberry Architects**
- **Shortlisting of CMARs (Construction Managers at Risk) to be scheduled for 06.17.26**

25. Project No. P R 26 - 05

Project Name: 21st Street Market Incubator
Location: TBD
Council District: 5
Representative: Molly Allen, COT
Total Funding: \$1,000,000 City CRF (Corona Relief Funds) and \$120K County ARPA
Available Funding: \$1,120,000
Design Firm(s): GH2
Contractor: Miller-Tippens (CMAR)
Start Date: TBD
Anticipated Completion: TBD

- **Agreement in legal review between East Side Rising / TCF and City**
- **Phase 1 includes City-funded exterior / roof, canopy and shell improvements**
- **Phase 2 includes privately funded interior incubator offices**
- **Plans in review for bidding of Phase 1**

(4) Transportation and Traffic

Attendees:

Deborah McKinney
Linda Jenkins
Ashley Webb
Kathy Sebert
Steve King
Matt Meyer
Maia Treleaven
Mareo Johnson

CITY OF TULSA, OKLAHOMA
 SALES TAX OVERVIEW COMMITTEE
 TRANSPORTATION PROJECTS STATUS REPORT

Design & Construction as of: 6/12/2026

DESIGN							CONSTRUCTION				
Budget Number	Project Description	Estimated Start Date	Currently Anticipated Completion Date	Engineer	Contract Amount	Pct Compl	Adv or Contract Award Date	Currently Anticipated Completion Date	Contractor	Contract Amount	Pct Compl
FUND 405 - SALES TAX FUND (2014)											
144017	Arterial Street Rehab										
b	49th W. Ave. - Edison St. to Charles Page Blvd.	May-18	Apr-19	CEC	\$165	95%	Sep-24	Feb-25	Tri-Star	\$776	100%
c	Utica Ave. - Pine St. to Admiral Blvd.	Nov-15	Apr-16	CEC	\$528	95%	Dec-24	Jun-27	Becco	\$3,400	49%
d	Lewis Ave. - 36th St. N. to Apache St.	Jun-18	Dec-18	Cyntergy	\$118	95%	Sep-24	Mar-25	Tri-Star	\$1,411	100%
g	Union Ave. - Southwest Blvd. to W. 41st St.	May-15	Sep-17	COT	\$158	90%	Jun-26				
j	Pine St. - Harvard Ave. to Yale Ave.	May-18	Apr-19	Benham	\$289	94%	Nov-25	Jul-26	Tri-Star	\$1,922	41%
k	Admiral Pl. - Lewis Ave. to Harvard Ave.	Jan-18	Aug-18	BKL	\$253	95%	Aug-25	Feb-26	Becco-See AW	\$2,147	82%
m	Sheridan Rd. - Apache St. to Pine St.	Nov-15	Sep-17	Garver	\$156	95%	12/5/2025	TBD	Tri-Star	\$2,490	
s	15th St. - Lewis Ave. to Harvard Ave.	Jan-17	Oct-17	Garver	\$302	95%	May-26	Jul-27	Becco	\$3,420	10%
t	Peoria Ave. - Admiral Blvd. to 11th St.	May-18	Feb-19	MARQUARDT	\$214	90%					
u	Peoria Ave. - 11th St. to 21st St.	Feb-16	Nov-16	MARQUARDT	\$252	90%					
v	Utica Ave. - Admiral Blvd. to 11th St.	Jun-26		WSB		70%					
w	Utica Ave. - 11th St. to 15th St.	Dec-16	Jul-17	BKL	\$224	90%	3/1/2026	Feb-27	Becco - See AX	\$3,649	20%
x	Harvard Ave. - 15th St. to 21st St.	Sep-19	Jul-20	Garver	\$245	90%					
y	Harvard Ave. - 21st St. to 31st St.	Apr-18	Apr-19	Poe	\$469	98%	Mar-26	Feb-27	Crossland Heavy	\$2,795	18%
z	21st St. - Yale Ave. to Sheridan Rd.	May-18	Mar-19	CEC	\$259	98%	Jan-25	Nov-25	Becco	\$2,437	99%
aa	31st St. - Yale Ave. to Sheridan Rd.	Aug-19	May-20	Garver	\$237	95%	7/11/2025	TBD	Becco	\$2,067	
ac	41st St. - Sheridan Rd. to Memorial Dr.	Apr-18	Jan-19	HUB	\$262	85%					
ae	51st St. - Mingo Rd. to Garnett Rd.	Apr-18	Jun-19	Garver	\$234	90%	Feb-25	Dec-25	Becco	\$3,257	100%
aj	Sheridan Rd. - 91st St. to 101st St.	Apr-18	Jun-19	HUB	\$84	95%	Oct-24	Jul-25	Tr-Star	\$1,200	100%
al	Harvard Ave. - 41st St. to 51st St.	Apr-18	Dec-18	PEC	\$236	90%	Nov-24	Oct-25	Gradeline	\$1,600	100%
ao	Downtown Arterial Streets	May-15	Aug-15	Poe	\$923	89%					
ao	Phase 6B - 7th Street			Poe		95%		TBD	Becco	\$2,487	
ao	Phase 7 - Cheyenne		Jan-18	Poe		95%	Jul-26				
ap	Pine St. & MLK Jr. Blvd Intersection	May-25	Dec-25	Garver	\$128	95%		TBD	Crossland Heavy	\$1,158	
aq	Pine St. & Peoria Ave. Intersection	Oct-24	Feb-26	Garver	\$132	90%	Jul-26				
as	41st St. & Union Ave. Intersection	May-15	Sep-19	COT	\$158	99%	Jun-26				
aw	Admiral Blvd. & Lewis Ave. Intersection	Dec-17	Aug-18	BKL	\$250	95%	Aug-25	Feb-26	Becco	\$2,147	82%
ax	11th St. & Utica Ave. Intersection	Dec-16	Jul-17	BKL	\$224	90%	Mar-26	Feb-27	Becco - See W	\$3,649	20%
ay	21st St. & Peoria Ave. Intersection			MARQUARDT		85%					
ba	51st St. & Mingo Rd. Intersection	Apr-18	Mar-19	Garver	\$234	95%	Feb-25	Dec-25	Becco - See AE		100%
bb	71st St. & Sheridan Rd. Intersection	Mar-17	Nov-17	Cyntergy	\$99	95%	Sep-26		ODOT-STP		
144020	Citywide Non-Arterial Routine and Preventive Maintenance										
144105	Widen 25th W. Ave., Edison to Apache (design)	Apr-21		Poe		100%			See 2036W0001Z		

CITY OF TULSA, OKLAHOMA
 SALES TAX OVERVIEW COMMITTEE
 TRANSPORTATION PROJECTS STATUS REPORT

Design & Construction as of: 6/12/2026

DESIGN							CONSTRUCTION				
Budget Number	Project Description	Estimated Start Date	Currently Anticipated Completion Date	Engineer	Contract Amount	Pct Compl	Adv or Contract Award Date	Currently Anticipated Completion Date	Contractor	Contract Amount	Pct Compl
144108	Widen Pine Street, Mingo to U.S. 169 (Preliminary Design Only)	Jun-23	Apr-24	Garver	\$439	80%					
144120	Gilcrease Expressway Local Match										
144063	Bridges - Replacement and Rehabilitation Programs										
a	Bridge No. 275 - 10100 E. 36th St. N.	Jun-18	Dec-19	K-H		95%	Sep-24	Sep-25	Becco	\$4,097	100%
144094	ODOT Rehabilitation and Replacement Program										
144109	Citywide ADA Transition Plan Implementation (Minimum for 30-Year Schedule - High and Medium Priority Needs)	Feb-16	Aug-18	BKL	\$639	100%					
	ADA Transition Plan - Package #3		Mar-23	BKL		100%	Oct-24	Apr-25	Rand L Const.	\$1,495	100%
144093	Citywide Matching Funds										
144018	Bicycle/Pedestrian Master Plan Implementation										
COMPLETED Projects for 405											
144017	Arterial Street Rehab										
a	Charles Page Blvd. - 33rd W. Ave. to 25th W. Ave.	Jun-15	Sep-17	Garver	\$206	100%	Apr-24	Sep-24	Tri-Star	\$1,747	100%
e	Southwest Blvd. - W. 23rd St. to W. 31st St.	Dec-16	Sep-17	Dewberry/Poe	\$300	100%	Jul-22	Mar-24	Becco	\$7,097	100%
f	Southwest Blvd. - W. 31st St. to W. 40th St.	Dec-16	Sep-17	Dewberry/Poe	\$315	100%	Jul-22	Mar-24	Becco	\$7,097	100%
h	Union Ave. - W. 51st St. to W. 61st St	Jun-15	Aug-17	Garver	\$157	100%	Jan-21	Aug-21	Ellsworth	\$1,598	100%
i	Riverside Dr. - Joe Creek to 81st St.	Jan-17	Oct-17	CGA	\$53	100%	Jul-18	Sep-18	Becco	\$787	100%
l	Admiral Pl. - Harvard Ave. to Yale Ave.	Nov-16	Jul-17	Poe	\$325	100%	Feb-21	May-22	Ellsworth	\$4,177	100%
n	Mingo Rd. - 46th St. N. to 36th St. N.	Aug-15	Apr-16	McClelland	\$241	100%	Oct-17	May-18	Becco	\$3,743	100%
o	Mingo Rd. - 36th St. N. to Pine St.	Nov-16	Nov-17	McClelland	\$727	100%	Mar-19	Sep-21	Becco	\$8,435	100%
p	Mingo Rd. - Admiral Blvd. to 11th St.	Oct-18	Aug-09	Wallace	\$89	100%	Nov-21	Sep-22	Ellsworth	\$1,187	100%
q	11th St. - 89th E. Ave. to Mingo Rd.	Feb-15	Nov-15	CEC	\$162	100%	Apr-19	Oct-19	Ellsworth	\$1,631	100%
r	15th St. - Peoria Ave. to Lewis Ave.	May-15		Garver	\$248	100%	Sep-19	Nov-20	Crossland	\$3,094	100%
ab	31st St. - Riverside Dr. to Peoria Ave.	Jun-15	Aug-16	Walter P Moore	\$131	100%	Sep-17	Jan-18	Tri-Star	\$1,449	100%
ad	Memorial Dr. - 21st St. to 31st St.	Nov-15	Jun-16	BKL	\$289	100%	Jul-19	Oct-21	Grade Line	\$5,086	100%
af	71st St. - Memorial Dr. to Mingo Rd.			COT		100%	Apr-21	Jun-22	Crossland	\$2,228	100%
ag	91st St. - Mingo Rd. to Hwy 169.			COT/Poe		100%	May-20	Aug-20	Becco		100%
ah	Memorial Dr. - 81st St. to 91st St.	Sep-17	Mar-18	Marquardt	\$129	100%	Mar-21	Jan-22	Crossland Heavy	\$2,987	100%
ai	Memorial Dr. - 91st St. to Creek Tpk.	Jun-15	Dec-15	Marquardt	\$58	100%	Mar-21	Jan-22	Crossland Heavy		100%
af	71st St. - Memorial Dr. to Mingo Rd.			COT		100%	Apr-21	Jun-22	Crossland	\$2,228	100%
ag	91st St. - Mingo Rd. to Hwy 169.			COT/Poe		100%	May-20	Aug-20	Becco		100%
ah	Memorial Dr. - 81st St. to 91st St.	Sep-17	Mar-18	Marquardt	\$129	100%	Mar-21	Jan-22	Crossland Heavy	\$2,987	100%
ak	51st St. - Pittsburg Ave. to Yale Ave.	Jan-16	Sep-16	Schemmer	\$74	100%	Dec-18	May-19	Ellsworth	\$926	100%
am	36th St. N. - Mingo Rd. to Hwy 169	Jun-18	Apr-19	K-H	\$301	100%	Jan-23	Jul-23	TriStar	\$4,739	100%
ao	Downtown Arterial Streets										
ao	Phase 1 - 1st Street		Apr-16	Poe		100%	Aug-17	Jan-18	Crossland	\$1,493	100%
ao	Phase 2 - 5th Street		Aug-16	Poe		100%	Nov-17	Jul-18	Tri-Star	\$1,735	100%
ao	Phase 4 - Boulder/1ST to 10th		May-17	Poe		100%	Jan-19	Apr-20	Becco	\$4,415	100%
ao	Phase 6A - Detroit / 8th Street		Aug-17	Poe		100%	Oct-22	Aug-23	Crossland Heavy	\$4,146	100%
ao	Phase 3 - 6th Street South		Mar-16	Poe		100%	Oct-16	Mar-17			100%
ao	Phase 5 - 6th Street / 7th Street		Jul-17	Poe		100%	Apr-20	Feb-21	Crossland	\$4,663	100%
ar	Pine St. & Lewis Ave. Intersection	Mar-17	Aug-17	Wallace	\$75	100%	Jan-21	Jun-21	Gradeline	\$1,598	100%
at	51st St. & Union Ave. Intersection			Garver		100%			ODOT		100%
au	46th St. N. & Mingo Rd. Intersection	Aug-15	Apr-16	McClelland	\$241	100%	Oct-17	Oct-18	Becco		100%
av	36th St. N. & Mingo Rd. Intersection	Nov-16	Nov-17	McClelland	\$727	100%	Aug-19	Sep-21	Becco		100%

CITY OF TULSA, OKLAHOMA
 SALES TAX OVERVIEW COMMITTEE
 TRANSPORTATION PROJECTS STATUS REPORT

Design & Construction as of: 6/12/2026

DESIGN							CONSTRUCTION				
Budget Number	Project Description	Estimated Start Date	Currently Anticipated Completion Date	Engineer	Contract Amount	Pct Compl	Adv or Contract Award Date	Currently Anticipated Completion Date	Contractor	Contract Amount	Pct Compl
az	21st St. & Memorial Dr. Intersection	Nov-15	Apr-16	BKL	\$289	100%	Jul-19	Jul-21	Gradeline		100%
bc	61st St. & Sheridan Rd. Intersection	Jun-15	Aug-16	CGA	\$105	100%	Jan-17	Jan-17	Becco	\$5,889	100%
bd	71st St. & Memorial Dr. Intersection			COT		100%	Apr-21	Jan-22	Crossland		100%
be	81st St. & Memorial Dr. Intersection	May-17	Dec-17	Benham		100%	Jun-21	Jan-23	Becco	\$13,875	100%
bf	61st St. & Yale Ave. Intersection	Dec-16	Aug-17	C&K	\$77	100%	Mar-21	Aug-21	Crossland	\$1,747	100%
144101	Widen Yale Avenue, 81st St. to 91st Street South	Jun-15	Jul-17	Benham	\$600	100%	Oct-21	Apr-24	Becco	\$31,153	100%
144102	Widen 81st Street South, Sheridan Road to Memorial Drive	Sep-16	May-18	Benham	\$950	100%	May-21	May-23	Becco	\$13,875	100%
144103	Widen Yale Avenue, 96th St. South to 101st St. South	Aug-16	Jul-17	CEC	\$200	100%	Mar-20	Jan-22	Becco	\$8,752	100%
144104	Widen Riverside Drive, 24th to 33rd Place South	Jun-14	Mar-15	HNTB	\$1,600	100%	Aug-15	Feb-17	Becco	\$14,999	100%
144063	Bridges - Replacement and Rehabilitation Programs										
b	Bridge No. 185 - 4000 N. Hartford Ave.		Jun-18	Cowen		100%	Oct-18	Mar-19	Grade Line	\$2,346	100%
c	Bridge No. 285 - 1900 W. 43rd St.		Jun-18	Cowen		100%	Oct-18	Mar-19	Grade Line	\$2,346	100%
d	Bridge No. 232 - 3600 S. Southwest Blvd.		Jun-18	Cowen		100%	Oct-18	Mar-19	Grade Line	\$2,346	100%
e	Bridge No. 181 - 300 N. Garnett Rd.		Jun-18	Cowen		100%	Oct-18	Mar-19	Grade Line	\$2,346	100%
f	Bridge No. 204A - 200 S. Mingo Rd.		Jun-18	Cowen		100%	Oct-18	Mar-19	Grade Line	\$2,346	100%
g	Bridge No. 250 - 11200 E. 11th St.	Jun-15	Dec-15	Cowen	\$39	100%			Becco	\$693	100%
h	Bridge No. 247 - 9200 E. 11th St.	Jun-15	Dec-15	Cowen	\$39	100%			Becco	\$693	100%
i	Bridge No. 239 - 2600 S. Yorktown Ave.		Jun-18	Cowen		100%	Oct-18	Mar-19	Grade Line	\$2,346	100%
j	Bridge No. 311 - 3900 S. 90th E. Ave.		Jun-18	Cowen		100%	Oct-18	Mar-19	Grade Line	\$2,346	100%
k	Bridge No. 401 - 3800 S. Memorial Dr.	Jun-15	Dec-15	Cowen	\$39	100%	Sep-19	Feb-20	Becco	\$693	100%
l	Bridge No. 310 - 2750 S. 90th E. Ave.		Jun-18	Cowen		100%	Oct-18	Mar-19	Grade Line		100%
m	Bridge No. 254 - 8330 E. 14th St.		Jun-18	Cowen		100%	Oct-18	Mar-19	Grade Line		100%
n	Bridge No. 403 - 4400 S. Memorial Dr.	Jun-15	Jan-16	Cowen	\$39	100%	Sep-19	Feb-20	Becco	\$693	100%
o	Bridge No. 402 - 4200 S. Memorial Dr.	Nov-15	Jun-16	Cowen	\$62	100%	Jul-18	Oct-18	Crossland	\$274	100%
p	Bridge No. 307 - 2900 S. 87th E. Ave.		Jun-18	Cowen		100%	Oct-18	Mar-19	Grade Line	\$2,346	100%
q	Bridge No. 266 - 13700 E. 28th St.		Jun-18	Cowen		100%	Oct-18	Mar-19	Grade Line	\$2,346	100%
r	Bridge No. 262 - 19200 E. 21st St.	Jun-15	Dec-15	Cowen	\$39	100%	Sep-19	Feb-20	Becco	\$693	100%
s	Bridge No. 333 - 1300 S. 177th E. Ave.	Jun-20	Oct-21	CP&Y		100%	Jan-22	Oct-22	Grade Line	\$503	100%
t	Bridge No. 316 - 3800 S. 93rd E. Ave.		Jun-18	Cowen		100%	Oct-18	Mar-19	Grade Line	\$2,346	100%
u	Bridge No. 209 - 3000 N. Mingo Rd.	Nov-16	Nov-17	K-H	\$727	100%					
v	Bridge No. 352 - 12300 E. State Farm Blvd.	Nov-16	Nov-17	Cowen	\$177	100%	Jul-18	Apr-19	Grade Line	\$2,346	100%
w	Bridge No. 226 - 8200 S. Pittsburg Ave.		Jun-18	Cowen		100%	Jul-18	Apr-19	Grade Line	\$2,346	100%
x	Bridge No. 222 - 3200 S. Peoria Ave.	May-18	Jul-19	Garver	\$227	100%	Nov-21	Jun-22	Tri-Star	\$2,275	100%
y	Bridge No. 166 - 3200 S. Cincinnati Ave.		Jun-18	Cowen	\$177	100%	Jul-18	Apr-19	Grade Line	\$2,346	100%
z	Bridge No. 210 - 5600 S. Harvard Ave.	Jun-15	Dec-15	Cowen	\$39	100%	Sep-19	Feb-20	Becco	\$693	100%
aa	Bridge No. 194 - 5300 S. Louisville Ave.		Jun-18	Cowen		100%	Jul-18	Apr-19	Grade Line	\$2,346	100%
ab	Bridge No. 217 - 5300 S. New Have Ave.		Jun-18	Cowen		100%	Jul-18	Apr-19	Grade Line	\$2,346	100%
144109	Citywide ADA Transition Plan Implementation (Minimum for 30-Year Schedule - High and Medium Priority Needs)										
	ADA Transition Plan - Package #2			BKL		100%			Crossland		100%
	ADA Transition Plan - Package #1		Sep-17	BKL		100%	Mar-20	Nov-20	Daris	\$1,642	100%
144019	IDL Entrance Rehabilitation (1st, 7th, and 8th Streets; signals at 1st and Greenwood)	see ao 144017		Garver	\$1	100%			Crossland		100%
TOTAL FUND 405 INCOMPLETE PROJECTS											
FUNDS 4270-4276 - 2014 STREETS GENERAL OBLIGATION BOND											
Streets, Expressways, Sidewalks, Traffic Calming											

CITY OF TULSA, OKLAHOMA
 SALES TAX OVERVIEW COMMITTEE
 TRANSPORTATION PROJECTS STATUS REPORT

Design & Construction as of: 6/12/2026

DESIGN							CONSTRUCTION				
Budget Number	Project Description	Estimated Start Date	Currently Anticipated Completion Date	Engineer	Contract Amount	Pct Compl	Adv or Contract Award Date	Currently Anticipated Completion Date	Contractor	Contract Amount	Pct Compl
Arterial Street Rehabilitation and Citywide Projects:											
144202	Apache St. - Peoria Ave. to Lewis Ave.	Aug-16	Mar-17	C&K	\$500	98%	Jun-25	Oct-25	R&L Construction	\$1,958	100%
144207	11th St. - Lewis Ave. to Harvard Ave.	Jun-16	Mar-17	BKL	\$205	100%	Oct-24	Nov-25	Becco	\$3,827	98%
144213	91st St. - Harvard Ave. to Yale Ave.		May-24	CEC	\$177	95%	Feb-26	Dec-26	Paragon	\$3,700	11%
144309	Citywide - Arterial Rehabilitation										
144110	Citywide - Arterial Sidewalk Improvements										
144020	Citywide - Arterial Routine and Preventive Maintenance										
144093	Citywide Matching Funds										
144094	ODOT Rehabilitation and Replacement Program										
Non-Arterial Rehabilitation and Citywide Projects:											
144168	Maintenance Zone 1068: N	Sep-16	Sep-17	TEP	\$152	95%	11/21/2025	TBD	Tri-Star	\$1,280	
144310	Maintenance Zone 3010:	May-15	Jan-16	K-H	\$544	95%	Sep-24	Sep-25	Becco	\$4,365	100%
144317-N	Maintenance Zone 3017: NORTH	Oct-17	Jul-18	HUB	\$324	80%	Aug-26				
144317-S	Maintenance Zone 3017: SOUTH	Aug-24	Aug-24	Poe	\$164	95%	Jan-26	Sep-26	Crossland Heavy	\$1,689	86%
144320	Maintenance Zone 3020:	Aug-16	May-17	Garver	\$345	95%	Sep-25	Jun-26	Becco	\$2,157	18%
144380	Maintenance Zone 3080:	Oct-14	Mar-15	CP&K	\$19	100%	Apr-25	Jan-16	Crossland	\$176	100%
144413	Maintenance Zone 4013:	Sep-14	Apr-15	LEIDOS	\$512	95%	Oct-25	Oct-26	Becco	\$5,868	60%
144421	Maintenance Zone 4021:	Jul-16	Apr-17	CEC	\$343	96%	Oct-23	Aug-24	Crossland Heavy	\$2,908	100%
144467	Maintenance Zone 4067 phase 2			COT		90%	Nov-24	Nov-25	Gradeline	\$2,289	100%
85 144452	Maintenance Zone 4152:	Oct-17	Jul-18	HUB	\$373	85%	Apr-26				
144546	Maintenance Zone 5046:	Jun-16	Mar-17	K-H	\$540	95%	Apr-25	May-26	Ellsworth	\$3,704	68%
144628-E	Maintenance Zone 6028: East	Jan-18	Aug-19	K-H	\$428	80%	Apr-25	Feb-26	Becco	\$2,487	84%
144628-W	Maintenance Zone 6028: West - Phase II	Mar-26		WSB		100%					
144754	Maintenance Zone 7054:	Sep-17	Feb-19	POE	\$747	95%		TBD	Tri-Star	\$8,440	
144863B	Maintenance Zone 8063: South	Oct-17	Sep-19	PEC	\$195	95%	Sep-23	Jun-26	R & L	\$4,008	90%
144949	Maintenance Zone 9049:	Sep-17	May-19	GARVER	\$770	95%	Feb-26	Jul-27	Gradeline	\$4,352	13%
144015	Citywide Non-Arterial Rehabilitation										
144021	Citywide Non-Arterial Routine and Preventive Maintenance										
144016	Citywide Non-Arterial Sidewalk Improvements										
COMPLETED Projects---4270-4276											
144628-W	Maintenance Zone 6028: West - Phase I			MESHEK		100%	Feb-23	Mar-25	Becco	\$9,827	100%
144153	Maintenance Zone 1153:	Sep-14	Jun-15	POE	\$334	100%	Jul-23	Apr-24	Crossland Heavy	\$4,784	100%
144547-N	Maintenance Zone 5047: North			GARVER		100%	Mar-24	Dec-25	Becco	\$5,544	100%
144547-S	Maintenance Zone 5047: South	Aug-16	Jun-17	GARVER	\$584	100%	Apr-23	Jun-24	RLConstr	\$1,690	100%
144168	Maintenance Zone 1068: S	Sep-16	Sep-17	Poe		100%	Jun-24	Dec-24	Tri-Star	\$1,149	100%
144111	Maintenance Zone 1001:	May-15	Feb-16	MAR / ARB	271 / 284	100%	Feb-22	Oct-24	Gradeline	\$8,291	100%
144201	Apache St. - MLK Jr. Blvd. to Peoria Ave.	Nov-14	Aug-15	MESHEK	\$267	100%	Mar-19	Nov-19	Crossland	\$3,380	100%
144203	W 41st St - 41st W Ave to S 33rd W Ave	Oct-14	Jan-15	DEWBERRY	\$175	100%	Mar-22	Dec-23	Grade Line	\$3,692	100%
144204	S. 33rd W. Ave. - 41st St. to 51st St.	Sep-14	Aug-15	DEWBERRY	\$275	100%	Mar-22	Dec-23	Grade Line	\$3,692	100%

CITY OF TULSA, OKLAHOMA
 SALES TAX OVERVIEW COMMITTEE
 TRANSPORTATION PROJECTS STATUS REPORT

Design & Construction as of: 6/12/2026

DESIGN							CONSTRUCTION				
Budget Number	Project Description	Estimated Start Date	Currently Anticipated Completion Date	Engineer	Contract Amount	Pct Compl	Adv or Contract Award Date	Currently Anticipated Completion Date	Contractor	Contract Amount	Pct Compl
144205	Apache St. - Lewis Ave. to Harvard Ave.	Sep-14	Sep-15	GUY	\$210	100%	Apr-22	Sep-20	Becco	\$3,987	100%
144206	11th St. - Peoria Ave. to Utica Ave.	Nov-14	Nov-15	BKL	\$185	100%	Mar-20	Sep-20	Becco	\$2,343	100%
144208	11th St. - Sheridan Rd. to Memorial Dr.	Nov-14	Nov-15	BKL	\$180	100%	Feb-22	Dec-22	Becco	\$3,227	100%
144209	21st St. - Garnett Rd. to 129th E. Ave.	Dec-14	Jul-15	GARVER	\$235	100%	Oct-20	Aug-21	Becco	\$4,079	100%
144210	21st St. - 129TH East Ave. Intersection	Dec-14	Jul-15	GARVER	\$156	100%	Oct-20	Aug-21	Becco		100%
144211	41st St. - Garnett Rd. to 129th E. Ave.	Feb-16	Oct-16	BKL	\$102	100%	Mar-19	Aug-19	Ellsworth	\$1,610	100%
144212	51st St. - Sheridan Rd. to Memorial Dr.	Dec-14	Feb-16	LEIDOS	\$148	100%	Sep-17	Jan-18	Becco	\$973	100%
144214	Sheridan Rd. - 81st St. to 91st St.	10/14	Jun-15	POE	\$136	100%	Oct-16	Mar-17	Crossland	\$1,509	100%
144216	41st St. - Lewis Ave. to Harvard Ave.	Oct-14	Aug-15	CEC	\$275	100%	Apr-21	Jul-22	Crossland	\$5,653	100%
144217	Apache St. & Harvard Ave. Intersection	Sep-14	Sep-15	GUY	\$176	100%	Apr-22	Feb-23	Becco	\$3,987	100%
144218	41st St. & Lewis Ave. Intersection	Oct-14	Aug-15	CEC	\$210	100%	Apr-21	Jul-22	Crossland		100%
144093	Citywide Matching Funds										
193140000Z	Mingo Creek Trail - 41st to 51			RL Shears		100%	Feb-19	Jul-19	Crossland		100%
144094	ODOT Rehabilitation and Replacement Program										
	Non-Arterial Rehabilitaiton and Citywide Projects.										
144318	Maintenance Zone 3018:	Oct-14	May-15	SCHEMMER	\$44	100%	Mar-17	Jan-18	Becco	\$484	100%
144467	Maintenance Zone 4067 phase 1	Oct-14	Jun-15	GUY	\$344	100%	Jan-20	Aug-20	Crossland	\$3,127	100%
144627	Maintenance Zone 6027:	Sep-14	Apr-15	PEC	\$83	100%	Nov-16	Mar-17	Ellsworth	\$920	100%
144060	Bridge No.189 - 4700 N. Iroquois Ave.	Nov-14	Jul-15	MEHLBURGER		100%	Mar-19	Oct-19	Crossland		100%
144061	Bridge No. 298 - 2100 E. 61st St.	Oct-14	Apr-15	G&K	\$70	100%	Jul-16	Oct-16	MX Corp	\$637	100%
144200	36th St. - N. MLK Jr. Blvd. to Peoria Ave.	Jun-15	Mar-20	PEC	\$232	100%	Sep-21	Feb-24	Ground Level	\$4,895	100%
62 144215	Peoria Ave. - 41st St. to 51st St.	Dec-16	Aug-17	MARQUARDT	\$340	100%	Feb-23	Sep-24	Becco	\$3,082	100%
144431	Maintenance Zone 4031:	May-15	Feb-16	GARVER	\$576	100%	Nov-22	Apr-24	Crossland Heavy	\$10,082	100%
144062	Bridge No. 323B - 12000 E. 21st	Dec-14		GARVER	\$10	100%	Oct-20	Aug-21	Becco		100%

TOTAL FUNDS 4270-4273 - 2014 Streets General Obligation Bond

FUNDS 4281-4285 - 2020 STREETS GENERAL OBLIGATION BOND

'Non-Arterial Street Rehabilitation Projects:											
2036N1007Z	Maintenance Zone 1007:	Dec-20	Aug-21	COT	\$81	98%	Oct-25	Mar-26	Gradeline	\$1,217	83%
2036N1068Z	Maintenance Zone 1068:	Jan-25	Oct-25	K-H	\$188	90%					
2036N1070Z	Maintenance Zone 1070:	Feb-21	Oct-21	CGA/HUB	\$204	97%	Sep-26				
2036N1071Z	Maintenance Zone 1071:	Apr-24	Jun-25	PEC	\$98	90%	Jun-27				
2036N1072Z	Maintenance Zone 1072:	Apr-24	Sep-24	BKL	\$162	95%	6/13/2025	TBD	Becco	\$1,687	
2036N1076Z	Maintenance Zone 1076:		Mar-24	K-H	\$236	95%					
2036N1078Z	Maintenance Zone 1078:										
2036N1097Z	Maintenance Zone 1097:	Sep-25	Apr-26	FIN	\$103	60%					
2036N1098Z	Maintenance Zone 1098:	Sep-25	Apr-26	FIN	\$51	60%					
2036N1153Z	Maintenance Zone 1153:	Apr-22	Feb-23	Poe	\$164	95%	Sep-25	Mar-26	Crossland	\$1,689	100%
2036N1155Z	Maintenance Zone 1155:	Aug-22	Apr-23	CGA/HUB	\$45	95%	Dec-24	Jul-25	Tri-Star	\$306	100%
2036N1157Z	Maintenance Zone 1157:	Sep-24	Jun-24	Poe	-	95%	Apr-25	Aug-25	Ellsworth (GMR #3)		53%
2036N2056Z	Maintenance Zone 2056:	Oct-22	Mar-24	TEP	\$180	95%	1/17/2025	TBD	Becco	\$925	
2036N2065Z	Maintenance Zone 2065:	Jan-21	Sep-21	Garver	\$218	100%	Feb-24	Jan-25	Crossland	\$3,518	100%
2036N2066Z	Maintenance Zone 2066:	Oct-20	Jul-21	C&K	\$101	100%	Aug-24	Jan-24	Tri-Star	\$1,050	100%
2036N2131Z	Maintenance Zone 2131:	Jun-25	Nov-25	K-H		90%	Jul-26				
2036N3004Z	Maintenance Zone 3004:	Dec-23	Mar-24	Marquardt	\$72	95%	Sep-25	Feb-26	Gradeline	\$1,038	99%

CITY OF TULSA, OKLAHOMA
 SALES TAX OVERVIEW COMMITTEE
 TRANSPORTATION PROJECTS STATUS REPORT

Design & Construction as of: 6/12/2026

DESIGN							CONSTRUCTION				
Budget Number	Project Description	Estimated Start Date	Currently Anticipated Completion Date	Engineer	Contract Amount	Pct Compl	Adv or Contract Award Date	Currently Anticipated Completion Date	Contractor	Contract Amount	Pct Compl
2036N3005Z	Maintenance Zone 3005:	Jul-25	Jun-25	CEC	\$183	56%					
2036N3008Z	Maintenance Zone 3008:	Jul-25	Feb-26	TEP	\$113	65%					
2036N3010Z	Maintenance Zone 3010:	Aug-23	Nov-24	K-H	\$145	90%					
2036N3011Z	Maintenance Zone 3011:	Feb-25	Feb-26	Benham	\$221	75%					
2036N3017Z	Maintenance Zone 3017:	Jul-24	Jul-24	HUB	\$164	90%	May-27				
2036N3075Z	Maintenance Zone 3075:	Aug-22	Apr-23	CGA/HUB	\$45	95%	Dec-24	Jul-25	Tri-Star	\$318	100%
2036N3080Z	Maintenance Zone 3080:										
2036N3081Z	Maintenance Zone 3081:	Feb-21	Mar-22	EST	\$58	95%	Apr-24	Jun-25	Tri-Star	\$552	100%
2036N3082Z	Maintenance Zone 3082:	Jun-25	Nov-25	K-H		90%	Jul-26				
2036N4014Z	Maintenance Zone 4014:	Oct-20	May-21	Poe	\$136	95%	Jan-26	Sep-26	Crossland Heavy	\$2,602	58%
2036N4015Z	Maintenance Zone 4015:	Mar-26	Nov-26	Garver	\$95		Nov-26				
2036N4021Z	Maintenance Zone 4021:	Sep-20	Feb-22	CEC	\$256	95%		TBD	Crossland Heavy	\$2,482	
2036N4022Z	Maintenance Zone 4022:	Oct-20	Apr-21	BKL	\$322	95%	Jan-26				
2036N4023Z	Maintenance Zone 4023:	Aug-22	Apr-23	CGA/HUB	\$45	95%	Dec-24	Jul-25	Tri-Star	\$326	100%
2036N4029Z	Maintenance Zone 4029:	Sep-25	Mar-26	PEC	\$200	50%					
2036N4030Z	Maintenance Zone 4030:	Dec-20	Aug-21	Poe	\$143	100%	Dec-22	Oct-23	R&L	\$1,886	100%
2036N4031Z	Maintenance Zone 4031:	Mar-26	Jan-27	Garver	\$422						
2036N4067Z	Maintenance Zone 4067:	Dec-23	Jun-24	Benham	\$91	90%	Jul-26				
2036N4069Z	Maintenance Zone 4069:	Aug-22	Jul-23	BKL	\$200	90%					
2036N5016Z	Maintenance Zone 5016:	Jun-22	Apr-23	Garver	\$576	92%	Jul-26				
2036N5026Z	Maintenance Zone 5026:	Jun-25	Nov-25	K-H		90%	Jul-26				
2036N5027Z	Maintenance Zone 5027:	Sep-22	Jul-23	Wallace	\$46	95%	May-26	TBD	Tri-Star	\$845	
2036N5033Z	Maintenance Zone 5033:	Jun-25	Nov-25	K-H		90%	Jul-26				
2036N5039Z	Maintenance Zone 5039:	Jun-23	Dec-23	FNI	\$86	95%	Sep-24	Feb-25	Becco	\$992	100%
2036N5040Z	Maintenance Zone 5040:	Apr-21	Mar-22	TEP	\$81	100%	Apr-24	Jul-24	Crossland	\$1,067	100%
2036N6035Z	Maintenance Zone 6035:			Benham		90%					
2036N6144Z	Maintenance Zone 6144:										
2036N6148Z	Maintenance Zone 6148:										
2036N6149Z	Maintenance Zone 6149:	Jun-25	Nov-25	K-H	\$20	90%	May-26				
2036N6150Z	Maintenance Zone 6150:	Dec-23	Aug-24	Poe	\$217	85%					
2036N7048Z	Maintenance Zone 7048:	Nov-20	Mar-22	Benham	\$252	95%	Sep-24	Aug-25	Becco	\$2,097	90%
2036N7104Z	Maintenance Zone 7104:										
2036N7109Z	Maintenance Zone 7109:	Aug-23	Apr-24	Keithline	\$94	90%	Sep-25	Jan-26	Tri-Star	\$989	94%
2036N7115Z	Maintenance Zone 7115:										
2036N8102Z	Maintenance Zone 8102:	Oct-20	Apr-22	FNI	\$171	95%	Apr-25	Feb-25	Ellsworth	\$1,539	100%
2036N8113Z	Maintenance Zone 8113:	Aug-22	Feb-23	Keithline	\$21	95%	Jan-24	Aug-24	R&L Construction	\$300	100%
2036N8116Z	Maintenance Zone 8116:			City Staff			9/3/25	TBD	Ellsworth	\$679	
2036N9036Z	Maintenance Zone 9036:	Sep-22	Feb-24	CEC	\$236	90%	Sep-26				
2036N9037Z	Maintenance Zone 9037:	Jan-21	Aug-21	CP&Y	\$183	90%	May-26				
2036N9038Z	Maintenance Zone 9038:	Dec-20	Oct-21	PEC	\$71	95%	Jul-23	Oct-23	Tri-Star	\$520	100%
2036N9043Z	Maintenance Zone 9043:										
2036N9044Z	Maintenance Zone 9044:	Sep-22	Apr-24	Benham	\$201	90%	Mar-27				
2036N9045Z	Maintenance Zone 9045:	Aug-22	Feb-23	Keithline	\$21	95%	Jan-24	Oct-24	R&L Construction	\$300	100%
2036N9049Z	Maintenance Zone 9049:	Jun-22	Mar-23	Marquardt	\$207	91%					
2036N9051Z	Maintenance Zone 9051:	Sep-20	Apr-21	Keithline	\$83	95%	Sep-25	Feb-25	Tri-Star	\$907	100%
2036N9052Z	Maintenance Zone 9052:			Keithline		95%	Jan-24	Oct-24	R&L Construction	\$300	100%
Arterial Street Rehabilitation Projects:											
2036A0001Z	56th St N-MLK Blvd to 1500ft W of Peoria			Benham					ODOT - STP		
2036A0003Z	46th St N - Elwood Ave to MLK Jr Blvd			Benham					ODOT - STP		
2036A0004Z	36th St N - Peoria Ave to Lewis Ave										
2036A0005Z	36th St N - Osage Cnty Line to MLK Blvd	Jul-23	Aug-24	Benham	\$52	90%					
2036A0006Z	31st St N - 53rd W Ave to 41st W Ave										

CITY OF TULSA, OKLAHOMA
 SALES TAX OVERVIEW COMMITTEE
 TRANSPORTATION PROJECTS STATUS REPORT

Design & Construction as of: 6/12/2026

Budget Number	Project Description	DESIGN					CONSTRUCTION				
		Estimated Start Date	Currently Anticipated Completion Date	Engineer	Contract Amount	Pct Compl	Adv or Contract Award Date	Currently Anticipated Completion Date	Contractor	Contract Amount	Pct Compl
2036A0007Z	Apache St - Harvard Ave to Yale Ave	Sep-25	Sep-26	PEC	\$89	25%					
2036A0008Z	Pine St - Gilcrease Museum Rd to Union	Sep-21	Sep-22	Poe		95%	Aug-23	Jul-24	Becco		100%
2036A0009Z	Pine St - Peoria Ave to Lewis Ave			CEC		75%			ODOT-STP		
2036A0010Z	Edison St - 33rd W Ave to Union Ave	Sep-21	Sep-22	Poe		95%	Aug-23	Jul-24	Becco		100%
2036A0011Z	33rd W Ave - Apache St to Pine St	Sep-21	Sep-22	Poe		95%	Aug-23	Jul-24	Becco		100%
2036A0012Z	33rd W Ave - Pine St to Edison St	Sep-21	Sep-22	Poe		95%	Aug-23	Jul-24	Becco		100%
2036A0013Z	Gilcrease Museum Rd - Apache to Pine	Sep-21	Sep-22	Poe		90%					
2036A0014Z	MLK Jr Blvd - 56th St N to 46th St N	Mar-26	Aug-27	Benham					ODOT-STP		
2036A0015Z	MLK Jr Blvd - 36th St N to Apache St	Jul-23	Aug-24	Benham	\$100	90%			ODOT-STP		
2036A0016Z	MLK Jr Blvd - Apache St to Pine St	Jul-23	Aug-24	Benham	\$50	90%			ODOT-STP		
2036A0019Z	Peoria Ave - Pine St to Admiral Blvd	May-24	Apr-25	K-H		77%			ODOT-STP		
2036A0020Z	Lewis Ave - Pine St to Admiral Pl	Oct-22	Feb-24	CEC	\$179	85%			ODOT-STP		
2036A0021Z	Harvard Ave - Mohawk Blvd to 36th St N	Sep-25	Sep-26	PEC	\$55	25%					
2036A0025Z	41st St S - Union Ave to Elwood Ave	Jan-23	Sep-23	BKL	\$223	90%	Sep-25				
2036A0026Z	51st St S - 33rd W Ave to Union Ave										
2036A0028Z	Elwood Ave - 71st St S to 81st St S										
2036A0029Z	Lewis Ave - 61st St S to 71st St S										
2036A0030Z	Lewis Ave - 71st St S to 81st St S										
2036A0032Z	Harvard Ave - 61st St S to 71st St S			Benham					ODOT-STP		
2036A0033Z	Harvard Ave - 71st St S to 81st St S	Nov-24	Jan-26	Benham	\$135	60%			ODOT-STP		
2036A0034Z	Harvard Ave - 81st St S to 91st St S			Benham					ODOT-STP		
2036A0039Z	36th St N - Garnett Rd to 129th E Ave	Nov-23	Aug-24	Keithline	\$88	90%	Mar-26				
2036A0040Z	36th St N - 129th E Ave to 141st E Ave										
2036A0041Z	Apache St - Gilcrease Expy to Sheridan Rd										
2036A0042Z	Pine St - Lewis Ave to Harvard Ave	May-24	Apr-25	K-H		77%			ODOT-STP		
2036A0043Z	Pine St - State Hwy 11 to Mingo Rd	Jun-23	Feb-24	Garver	\$189	85%			ODOT-STP		
2036A0044Z	Pine St - Mingo Rd to Garnett Rd										
2036A0045Z	Pine St - Garnett Rd to 129th E Ave	Jan-23	Oct-24	PEC	\$75	90%	Jun-26				
2036A0046Z	Admiral Pl - Sheridan Rd to Memorial Dr	Sep-24	Oct-25	CEC		65%					
2036A0047Z	Admiral Pl - Memorial Dr to Mingo Rd	Sep-24	Oct-25	CEC		65%					
2036A0048Z	Admiral Pl - Garnett Rd to 129th E Ave			Keithline							
2036A0049Z	11th St S - Memorial Dr to 89th E Ave								ODOT-STP		
2036A0050Z	Yale Ave - Apache St to Pine St	Jul-23	Apr-24	HUB	\$200	90%	Aug-26				
2036A0051Z	Yale Ave - Pine St to Admiral Pl										
2036A0052Z	Sheridan Rd - 36th St N to Apache St										
2036A0053Z	Garnett Rd - Admiral Pl to 11th St S										
2036A0054Z	129th E Ave - 36th St N to Apache St										
2036A0055Z	129th E Ave - Apache St to Pine St	Feb-23	Jun-23	HUB		90%	TBD	TBD	Tri-Star	\$760.00	
2036A0065Z	11th St S - Harvard Ave to Yale Ave	Aug-25	May-26	BKL		35%			ODOT-STP		
2036A0066Z	15th St S - Boston Ave to Denver Ave										
2036A0067Z	15th St S - Harvard Ave to Yale Ave	Nov-22	May-24	Garver	\$110	90%					
2036A0068Z	21st St S - Lewis Ave to Harvard Ave										
2036A0069Z	21st St S - Harvard Ave to Yale Ave										
2036A0070Z	Peoria Ave - 21st St S to 31st St S										
2036A0077Z	15th St S - Sheridan Rd to 73rd E Ave										
2036A0078Z	41st St S - Yale Ave to Sheridan Ave	Mar-26	Sep-26	K-H		10%					
2036A0079Z	Yale Ave - 31st St S to 36th St S										
2036A0080Z	Yale Ave - 41st St S to I-44	Mar-26	Sep-26	K-H		10%					
2036A0081Z	Sheridan Rd - 21st St S to 31st St S										
2036A0082Z	Sheridan Rd - 31st St S to 41st St S										
2036A0083Z	Sheridan Rd - 41st St S to 51st St S	Aug-25	Jul-25	Garver	\$363	90%					
2036A0086Z	Admiral Pl: 225th EA to 22200 Blk E Adm.										
2036A0087Z	11th St S - 145th E Ave to 161st E Ave										

CITY OF TULSA, OKLAHOMA
 SALES TAX OVERVIEW COMMITTEE
 TRANSPORTATION PROJECTS STATUS REPORT

Design & Construction as of: 6/12/2026

DESIGN							CONSTRUCTION				
Budget Number	Project Description	Estimated Start Date	Currently Anticipated Completion Date	Engineer	Contract Amount	Pct Compl	Adv or Contract Award Date	Currently Anticipated Completion Date	Contractor	Contract Amount	Pct Compl
2036A0088Z	11th St S - 161st E Ave to 177th E Ave	Jun-23	Aug-24	TEP	\$54	90%	Aug-26				
2036A0089Z	11th St S - 177th E Ave to 193rd E Ave	Jun-23	Aug-24	TEP	\$84	90%	Aug-26				
2036A0090Z	21st St S - 145th E Ave to 161st E Ave								ODOT-STP		
2036A0091Z	21st St S - 161st E Ave to 177th E Ave										
2036A0092Z	31st St S - Garnett Rd to 129th E Ave								ODOT-STP		
2036A0093Z	41st St S - 177th E Ave to 193rd E Ave										
2036A0094Z	129th E Ave - 51st St S to 61st St S										
2036A0095Z	145th E Ave - 11th St S to 21st St S										
2036A0096Z	145th E Ave - 21st St S to 31st St S										
2036A0097Z	161st E Ave - 11th St S to 21st St S	Jun-23		TEP	\$91	90%	Aug-26				
2036A0108Z	61st St S - Sheridan Rd to Memorial Dr										
2036A0109Z	Memorial Dr - 51st St S to 61st St S	Jan-23	May-24	Poe	\$438	90%					
2036A0110Z	Mingo Rd - 61st St S to 71st St S	Jun-24	Jul-25	HUB	\$130	90%			ODOT-STP		
2036A0111Z	Mingo Rd - 91st St S to 101st St S										
2036A0113Z	101st St S - Yale Ave to Sheridan Ave										
2036A0114Z	101st St S - Sheridan Rd to Memorial Dr										
2036A0115Z	111st St S - Yale Ave to Sheridan Rd										
2036A0116Z	121st St S - Yale Ave to Sheridan Rd										
2036A0117Z	Yale Ave - 61st St S to 71st St S										
2036A0118Z	Yale Ave - 111th St S to 121st St S	Dec-24	Sep-25	CEC	\$68	90%					
2036A0119Z	Sheridan Rd - 71st St S to 81st St S	Apr-25	Jul-25	HUB	\$138	90%			ODOT-STP		
2036A0122Z	41st St S - Riverside Dr to Peoria Ave										
2036A0123Z	41st St S - Peoria Ave to Lewis Ave										
2036A0124Z	Peoria Ave - 31st St S to 41st St S	Jun-23	Oct-24	Marquardt	\$59	67%			ODOT-STP		
2036A0125Z	Lewis Ave - 41st St S to I-44	Aug-22	Jun-24	Benham	\$85	90%					
	Intersection Projects										
2036A0022Z	36th St N & Harvard Ave Intersection	Sep-25	Sep-26	PEC	\$15	25%					
2036A0023Z	Apache St & MLK Jr Blvd Intersection	Sep-23	Nov-25	Benham	\$16	90%					
2036A0024Z	Pine St & Gilcrease Museum Rd Intersection	Sep-21	Jun-25	Poe	GMR	85%					
2036A0035Z	41st St S & Elwood Ave Intersection	Jan-23	Sep-23	BKL	\$223	90%	Sep-25				
2036A0036Z	51st St S & 33rd W Ave Intersection										
2036A0037Z	71st St S & Union Ave Intersection										
2036A0038Z	81st St S & Union Ave Intersection										
2036A0056Z	36th St N & 129th E Ave Intersection	Nov-22	Aug-23	Keithline	\$65	90%					
2036A0057Z	Pine St & Sheridan Rd Intersection										
2036A0058Z	Pine St & Mingo Rd Intersection	Jan-23	Feb-24	Garver		88%			ODOT-STP		
2036A0059Z	Pine St & Garnett Rd Intersection	Jun-23	Oct-24	PEC	\$35	90%	Jun-26	TBD	Crossland Heavy		
2036A0060Z	Admiral Pl & Sheridan Rd Intersection	Sep-24	Oct-25	CEC		65%					
2036A0061Z	Admiral Pl & Garnett Rd Intersection										
2036A0062Z	11th St S & Sheridan Rd Intersection										
2036A0063Z	11th St S & Mingo Rd Intersection										
2036A0071Z	11th St S & Peoria Ave Intersection										
2036A0073Z	11th St S & Harvard Ave Intersection										
2036A0074Z	15th St S & Harvard Ave Intersection	Mar-25	Feb-25	Garver	\$53	90%					
2036A0075Z	21st St S & Harvard Ave Intersection	Mar-24	Dec-24	Garver	\$130	90%					
2036A0076Z	31st St S & Peoria Ave Intersection	Jun-23		Marquardt	\$42	67%					
2036A0084Z	15th St S & Sheridan Rd Intersection										
2036A0085Z	41st St S & Yale Ave Intersection	Mar-26	Sep-26	K-H		10%					
2036A0098Z	11th St S & 145th E Ave Intersection										
2036A0099Z	11th St S & 161st E Ave Intersection	Jun-23	Aug-24	TEP	\$16	90%	Aug-26				
2036A0100Z	11th St S & 177th E Ave Intersection	Jun-23	Aug-24	TEP	\$14	90%	Aug-26				
2036A0101Z	11th St S & 193rd E Ave Intersection	Jun-23	Aug-24	TEP	\$14	90%	Aug-26				
2036A0102Z	21st St S & 145th E Ave Intersection										

CITY OF TULSA, OKLAHOMA
 SALES TAX OVERVIEW COMMITTEE
 TRANSPORTATION PROJECTS STATUS REPORT

Design & Construction as of: 6/12/2026

DESIGN							CONSTRUCTION				
Budget Number	Project Description	Estimated Start Date	Currently Anticipated Completion Date	Engineer	Contract Amount	Pct Compl	Adv or Contract Award Date	Currently Anticipated Completion Date	Contractor	Contract Amount	Pct Compl
2036A0103Z	21st St S & 161st E Ave Intersection										
2036A0104Z	21st St S & 177th E Ave Intersection										
2036A0105Z	21st St S & 193rd E Ave Intersection										
2036A0106Z	31st St S & 145th E Ave Intersection										
2036A0107Z	41st St S & 177th E Ave Intersection										
2036A0112Z	91st St S & Memorial Dr Intersection										
2036A0120Z	121st St S & Yale Ave Intersection										
2036A0121Z	111th St S & Yale Ave Intersection	Dec-24	Sep-25	CEC	\$15	90%					
2036A0126Z	41st St S & Peoria Ave Intersection										
Arterial Street Widening Projects:											
2036W0001Z	Gilcrease Museum Rd - Pine to Admiral	Sep-22	Aug-23	Poe		90%	Nov-25	Dec-26	Becco	\$25,057	68%
2036W0002Z	81st St S - Tacoma Ave to Maybelle Ave			ODOT					ODOT		
2036W0003Z	81st St S & Elwood Ave Intersection	Oct-24	Dec-25	BKL	\$468	68%					
2036W0004Z	91st St S - Memorial Dr to Mingo Rd	Mar-20	Dec-23	Garver	\$814	95%	Jun-25	Feb-27	Tri-Star	\$12,800	84%
2036W0005Z	101st St S & Sheridan Rd Intersection	Nov-23	Aug-25	CEC	\$603	60%	Oct-27				
2036W0006Z	81st St S - Harvard Ave to Yale Ave	Jun-23	Jan-24	Garver	\$1,485	60%					
Central Business District (CBD)											
Streets and Alleyways											
2036D0001Z	4th St		Feb-24	Poe		60%	May-26	Jun-27	Tri-Star		17%
2036D0002Z	MLK Ave & Detroit Ave north of BNSF	Aug-20	Feb-21	Poe	\$130	95%	Oct-21	May-22	Crossland	\$1,592	100%
2036D0003Z	Cincinnati Ave	Oct-23		Poe		25%					
2036D0004Z	Detroit Ave south of BNSF	Aug-23	Sep-24	Poe		30%					
2036D0005Z	Reconciliation Way	Aug-20	Feb-21	Poe		95%	Oct-21	May-22	Crossland	\$1,592	100%
2036D0006Z	Lansing Ave	Jun-23	Feb-24	Poe		60%	May-26	Jun-27	Tri-Star		17%
2036D0007Z	Alleyways			Str & Stwtr							
Bridge Maintenance & Rehabilitation											
2037B0201C	Bridge #201C	Oct-22	Oct-23	Benham	\$8	95%	Dec-25	May-26	PBX		73%
2037B0216Z	Bridge #216			BKL		95%	6/13/2025	TBD	Becco w/ MZ1072	\$40	
2037B0219D	Bridge #219D										
2037B0286Z	Bridge #286	Oct-22	Oct-23	Benham	\$8	95%	Dec-25	May-26	PBX		73%
2037B0340Z	Bridge #340										
2037B0343Z	Bridge #343	Oct-22	Oct-23	Benham	\$4	95%	Dec-25	May-26	PBX		73%
2037B0179Z	Bridge #179										
2037B0232Z	Bridge #232										
2037B0245Z	Bridge #245	Jan-21	Sep-21	Garver	\$89	95%	Sep-23	Jan-24	Gradeline	\$600	100%
2037B0258Z	Bridge #258	Jan-21	Sep-21	Garver	\$35	95%	Sep-23	Jan-24	Gradeline	\$300	100%
2037B0263Z	Bridge #263	Jul-21	Aug-25	CP&Y	\$30	95%	11/21/2025	TBD	Daris		
2037B0301Z	Bridge #301	Jul-21	Aug-25	CP&Y	\$30	95%	11/21/2025	TBD	Daris		
2037B0359Z	Bridge #359	Feb-22	Dec-22	Garver		95%	Aug-23	Feb-24	Daris	\$150	100%
2037B0232A	Bridge #232A	Jan-21	Sep-21	Garver		95%	TBD		Daris	\$1,610	
2037B0301A	Bridge #301A	Oct-25	Aug-25	CP&Y	\$32	95%	11/21/2025	TBD	Daris		
2037B0425Z	Bridge #425										
2037B0225Z	Bridge #225										
2037B0167Z	Bridge #167	Feb-22	Dec-22	Garver		90%	Aug-23	Feb-24	Daris	\$60	100%
2037B0173Z	Bridge #173			Poe							
2037B0236Z	Bridge #236										
2037B0241Z	Bridge #241	Jul-21		CP&Y	\$54	95%	11/21/2025	TBD	Daris		
2037B0261A	Bridge #261A	Feb-22	Dec-22	Garver		95%	Aug-23	Feb-24	Daris	\$120	100%
2037B0261B	Bridge #261B	Feb-22	Dec-22	Garver		95%	Aug-23	Feb-24	Daris	\$100	100%
2037B0269Z	Bridge #269 - 31st & Mingo	Oct-22	Oct-23	Benham		95%	Dec-25	May-26	PBX		73%
2037B0474Z	Bridge #474										
2037B0482Z	Bridge #482										
2037B0153Z	Bridge #153										

CITY OF TULSA, OKLAHOMA
 SALES TAX OVERVIEW COMMITTEE
 TRANSPORTATION PROJECTS STATUS REPORT

Design & Construction as of: 6/12/2026

DESIGN							CONSTRUCTION				
Budget Number	Project Description	Estimated Start Date	Currently Anticipated Completion Date	Engineer	Contract Amount	Pct Compl	Adv or Contract Award Date	Currently Anticipated Completion Date	Contractor	Contract Amount	Pct Compl
2037B0183Z	Bridge #183										
2037B0252Z	Bridge #252										
2037B0271Z	Bridge #271										
2037B0322Z	Bridge #322	Oct-22	Jul-23	Benham	\$8	95%					
2037B0329Z	Bridge #329										
2037B0478Z	Bridge #478										
2037B0204Z	Bridge #204	Mar-21	Jul-24	CP&Y	\$35	90%	Aug-24	Apr-25	Bright Lighting	\$1,245	100%
2037B0315Z	Bridge #315	Aug-22	Feb-23	Keithline	\$8	95%	Sep-25	Jan-26	Tri-Star w/MZ 7109	\$49	100%
2037B0336Z	Bridge #336										
2037B0404Z	Bridge #404										
2037B0346Z	Bridge #346										
2037B0423Z	Bridge #423 - Jamestown Ave.	Oct-22	Feb-25	Benham	\$8	90%	Dec-25	May-26	PBX		79%
2037B0424Z	Bridge #424										
2037B1000Z	Citywide Bridge Rehab and Inspection										
Citywide Projects											
Citywide ADA Transition Plan Impl & Update (ROW)											
2036X0001Z	Transition Plan Update										
2036X0002Z	Transit Stops	Jan-23	Mar-24	Garver	\$165	90%	Dec-24	2/1/2025%	Tri-Star	\$1,459	100%
2036X0003Z	Signalized Intersections (Design)										
	Signalized Intersections (Harvard - 15th & 21st Signal)								144017-X	\$200,000	(See TD Proj)
	Signalized Intersections (11th & Delaware Signal)								144207	\$100,000	(See TD Proj)
	Signalized Intersections (Lewis - Apache & 36th N)									\$200,000	(See TD Proj)
	Signalized Intersections (51st - Mingo & US169)									\$200,000	(See TD Proj)
	Signalized Intersections (Utica - Pine & Admiral)									\$350,000	(See TD Proj)
	Signalized Intersections (11th & Utica)								144017- W & AX	\$200,000	(See TD Proj)
	Signalized Intersections (31st & Hudson)								144017-AA	\$200,000	(See TD Proj)
2036S0001Z	Sidewalk Corridors										
2036X0004Z	Citywide Infrastructure Partnership Funds										
2036N0001Z	Citywide Non-Arterial Routine & Preventive										
2036A1000Z	Citywide Arterial Routine and Preventive										
2036A1001Z	Pavement Reinspection										
2035X0001Z	Transit-MTTA-Route 66 Bus Rapid Transit			HNTB	\$1,317	80%					
2036X0006Z	Signal Installation, Repair and Replace (Harvard - 15th to 21st)			Garver	\$15,750	(See TD Proj)				\$600,000	(See TD Proj)
2036X0006Z	Signal Installation, Repair and Replace (11th & Utica)									\$600,000	(See TD Proj)
Bicycle-Pedestrian Infrastructure											
2036S0002Z	Go Plan Implementation - Engineering			Garver							
2036S0003Z	Go Plan Implementation-Traffic Operation			Traffic							
2036S0004Z	Arterial Sidewalk			Strt & Strmwtr							
2036S0005Z	Non Arterial Sidewalk			Strt & Strmwtr							
2036X0011Z	Arena District Mstr Plan Implementation			Landplan					ODOT-STP		
COMPLETED Projects --FUNDS 4281-4285											
Arterial Street Rehabilitation Projects:											
Arterial Street Projects:											
2036A0027Z	61st St S - Lewis Ave to Harvard Ave	Jun-22	Jan-23	COT	\$49	100%	Apr-24	24-Jun	Becco	\$679	100%
2036A0064Z	11th St S - Utica Ave to Lewis Ave			Wallace		100%			TIF-IDP		100%
2036A0002Z	46th St N - Peoria Ave to Lewis Ave	Apr-22	Mar-23	C&K	\$273	100%	May-24	Jan-25	Becco	\$2,967	100%
2036A0017Z	Peoria Ave - 56th St N to 46th St N	Apr-22	Mar-23	C&K	\$273	100%	May-24	Jan-25	Becco	\$2,697	100%
2036A0018Z	Peoria Ave - 46th St N to 36th St N	Apr-22	Mar-23	C&K	\$273	100%	May-24	Jan-25	Becco	\$2,697	100%
2036A0031Z	Delaware Ave - 81st St S to 91st St S	Jun-23	Nov-23	BKL	\$109	100%	Jun-24	24-Oct	Crossland Heavy	\$1,421	100%
2036A0072Z	11th St S & Lewis Ave Intersection			Wallace		100%			TIF-IDP		100%
Non-Arterial Street Rehabilitation Projects:											
2036N6142Z	Maintenance Zone 6142:	Jul-22	Nov-22	C&K	\$50	100%	Oct-23	Dec-23	Ellsworth	\$543	100%
2036N9050Z	Maintenance Zone 9050:	Jan-21	Sep-21	CP&Y	\$98	100%	Mar-24	Oct-24	R&L Construction	\$1,162	100%

CITY OF TULSA, OKLAHOMA
 SALES TAX OVERVIEW COMMITTEE
 TRANSPORTATION PROJECTS STATUS REPORT

Design & Construction as of: 6/12/2026

DESIGN							CONSTRUCTION				
Budget Number	Project Description	Estimated Start Date	Currently Anticipated Completion Date	Engineer	Contract Amount	Pct Compl	Adv or Contract Award Date	Currently Anticipated Completion Date	Contractor	Contract Amount	Pct Compl
2036N8057Z	Maintenance Zone 8057:	Feb-21	Mar-22	Wallace	\$107	100%	Aug-23	Nov-23	Ellsworth	\$1,478	100%
2036N7060Z	Maintenance Zone 7060:	Dec-20	Dec-21	HUB	\$73	100%	Jan-24	May-24	Gradeline	\$1,483	100%
TOTAL FUNDS 4281-4285 - 2020 STREETS GENERAL OBLIGATION BOND											

* Same design contract for \$35,000

** Same design contract for \$15,000

*** Total contract with Becco is \$4,448,000 for stormwater project 993311 & street projects 6008-014180 & 6312-994526

DESIGN							CONSTRUCTION				
Budget Number	Project Description	Estimated Start Date	Currently Anticipated Completion Date	Engineer	Contract Amount	Pct Compl	Adv or Contract Award Date	Currently Anticipated Completion Date	Contractor	Contract Amount	Pct Compl
FUND 405 - SALES TAX FUND (2014)											
144003	Citywide guardrail replacement (materials & misc repairs)			Misc.	\$119,073	100%					
	Citywide guardrail replacement (Condition Analysis & Inventory)			Kimley Horn	\$350,000	100%					
	Citywide guardrail replacement (Repairs)			Garver	\$127,600	64%			Becco	\$403,328	100%
144004	Citywide traffic signalization (materials & misc repairs)			Misc.	\$537,536	100%					
	Citywide traffic signalization (ATMS & TMC)			Misc.	\$394,942	100%					
	Citywide traffic signalization (On-call timing)			Kimley Horn	\$400,000	100%					
	Citywide traffic signalization (Inventory)			Kimley Horn	\$493,553	100%					
	Citywide traffic signalization (SS4A Match)				\$173,878	100%					
144005	Roadway, pedestrian, and decorative lighting replacement (materials and misc repairs)			Misc.	\$417,044	100%					
	Roadway, pedestrian, and decorative lighting replacement (On-call services)			Garver	\$100,000	100%					
	Roadway, pedestrian, and decorative lighting replacement (repair services)								TLS	\$482,956	100%
144006	Signing, pavement marking and delineation (Materials)				\$1,035,369	100%					
	Signing, pavement marking and delineation (Inventory)			Kimley Horn	\$706,199	100%					
	Signing, pavement marking and delineation (Installation Services)								Direct Traffic Control	\$87,500	100%
	Signing, pavement marking and delineation (Installation Services)								Action Safety	\$137,500	100%
	Signing, pavement marking and delineation (SS4A Grant Match)				\$533,432	100%					
144007	Traffic calming (Administration)			CEC	\$375,000	100%					
	Traffic calming (Materials and Installation)			Misc.	\$625,000	100%					
144008	Traffic signal installation, modification, and safety improvements (Materials and Repairs)			Misc.	\$1,679,635	100%					
	Traffic signal installation, modification, and safety improvements (School Pager System Replacement)			RTC	\$335,435	100%					
	Traffic signal installation, modification, and safety improvements (61st & 90th E. Ave. Signalization)			Gonzalez	\$25,803	100%			TLS	\$204,803	100%
	Traffic signal installation, modification, and safety improvements (31st & 121st E. Ave. Signalization)			Garver	\$41,098	100%			Gradeline	\$394,762	100%
	Traffic signal installation, modification, and safety improvements (Inventory)			Kimley Horn	\$835,644	100%					
	Traffic signal installation, modification, and safety improvements (SS4A Grant Match)				\$187,987	100%					
144009	Traffic signal pole replacement (Materials and Repairs)			Misc.	\$9,760	100%					

DESIGN							CONSTRUCTION				
Budget Number	Project Description	Estimated Start Date	Currently Anticipated Completion Date	Engineer	Contract Amount	Pct Compl	Adv or Contract Award Date	Currently Anticipated Completion Date	Contractor	Contract Amount	Pct Compl
	Traffic signal pole replacement Green Arm Pole Matching Funds)					100%			ODOT Grant Match	\$582,389	
	Traffic signal pole replacement (Lighting Pole Study and Design)			Garver	\$178,360	95%					
	Traffic signal pole replacement (ODOT Project Matching Funds - BA Expwy)					100%			ODOT Grant Match	\$66,056	
	Traffic signal pole replacement (SS4A Grant Match)				\$163,435	100%					
144010	Creek Turnpike Trail pedestrian bridge over Memorial Dr. (\$200,000 for study only)			Garver	\$93,900	100%					
	Creek Turnpike Trail pedestrian bridge over Memorial Dr. (\$200,000 for study only) - REAPPROPRIATED to 144008				\$106,100	100%					
144011	GPS emergency vehicle preemption system (approx. 30 intersections) - BUILD Grant Matching Funds for EVP/TSP system				\$400,000	100%					
TOTAL FUND 405 INCOMPLETE PROJECTS											
FUNDS 4281-4285 - 2020 STREETS GENERAL OBLIGATION BOND											
Citywide Projects											
Citywide ADA Transition Plan Impl & Update (ROW)											
2036X0003Z	Signalized Intersections (Design)										
	Signalized Intersections (Harvard - 15th & 21st Signal)									\$200,000	(See TD Proj)
	Signalized Intersections (11th & Delaware Signal)									\$100,000	(See TD Proj)
	Signalized Intersections (Lewis - Apache & 36th N)									\$200,000	(See TD Proj)
	Signalized Intersections (51st - Mingo & US169)									\$200,000	(See TD Proj)
	Signalized Intersections (Utica - Pine & Admiral)									\$350,000	(See TD Proj)
	Signalized Intersections (11th & Utica)									\$200,000	(See TD Proj)
	Signalized Intersections (31st & Hudson)									\$200,000	(See TD Proj)
Traffic Engineering											
2036X0005Z	Signal Coordination & Communication (TMC)			Misc.	\$362,884	100%					
	Signal Coordination & Communication (On-Call)			Kimley-Horn	\$200,000	78% was 73% previous month					
	Signal Coordination & Communication (SS4A Grant Match)			SS4A	\$111,717						
	Signal Coordination & Communication (Hardware)			Econolite	\$100,000	100%					
	Signal Coordination & Communication (TD Project Funding)			Misc.	\$225,399	0%					
2036X0006Z	Signal Installation, Repair and Replace (Repairs)			Misc.	\$724,037	41%					
	Signal Installation, Repair and Replace (Equipment)			Misc.	\$943,320	100%					
	Signal Installation, Repair and Replace (Harvard - 15th to 21st)			Garver	\$15,750	(See TD Proj)				\$600,000	(See TD Proj)
	Signal Installation, Repair and Replace (31st - Yale to Sheridan)			Garver	\$26,000	(See TD Proj)					
	Signal Installation, Repair and Replace (11th & Utica)									\$600,000	(See TD Proj)
2036X0007Z	Traffic Calming (Administration & Design)			Misc.	\$430,074	100%					
	Traffic Calming (Materials and installation)								APAC	\$69,715	100%
2036X0008Z	Lighting Repair and Replacement (Citywide, On-Call)			Garver	\$57,000	47% was 38% previous month			3rd Generation Electric	\$397,261	74%
	Lighting Repair and Replacement (BA)								ODOT	\$7,560	100%
	Lighting Repair and Replacement (Materials)			Misc.	\$129,107	77%					
	Lighting Repair and Replacement (WZ Traffic Control)								Advanced WZ	\$50,000	100%
2036X0009Z	Pavement Markings and Signs (Materials)			Misc.	\$829,984	100%					
	Pavement Markings and Signs (Equipment)			Misc.	\$68,434	100%					
	Pavement Markings and Signs (Administration)			CEC	\$200,000	100%					
	Pavement Markings and Signs (SS4A Grant Match)			SS4A	\$832,551						
	Pavement Markings and Signs (Contractor Services)								Action Safety	\$350,000	66% was 46%
	Pavement Markings and Signs (Contractor Services)								Direct	\$450,000	74% was 67%
2036X0010Z	Guardrail Repair and Replacement (Repairs and Materials)			Misc.	\$464,903	97%					

DESIGN						CONSTRUCTION					
Budget Number	Project Description	Estimated Start Date	Currently Anticipated Completion Date	Engineer	Contract Amount	Pct Compl	Adv or Contract Award Date	Currently Anticipated Completion Date	Contractor	Contract Amount	Pct Compl
	Guardrail Repair and Replacement (Citywide)			Advertisement	\$657	100%			Becco	\$430,482	100%
2039X0009Z	Traffic Studies (Street Light Data Services)			INCOG	\$175,000	55%					
	Traffic Studies (KH Review Contract)			Kimley Horn	\$75,000	69% was '48% previous month					
TOTAL FUNDS 4281-4285 - 2020 STREETS GENERAL OBLIGATION BOND											

* Same design contract for \$35,000

** Same design contract for \$15,000

*** Total contract with Becco is \$4,448,000 for stormwater project 993311 & street projects 6008-014180 & 6312-994526

(5) Finance
and
Economic Factor



Ashley Webb
Chair

Ashley R. Webb
Riggs, Abney, Neal, Turpen, Orbison & Lewis Inc.
Attorney At Law
Tulsa, OK 74119
(918) 699-8905

To: City Council
Date: July 1, 2026
Subject: July Report to City Council

Attached is the June 2026 Sales Tax Overview Committee (STOC) Status Report

2006 Special Extended Sales Tax

May expenditures totaled \$2,000, of which \$2,000 was spent on the Energy Efficiency Facility Improvements project. Encumbrances and commitments total \$726,000. Current appropriations for the 2006 Third Penny Sales Tax Extension Fund total \$273,275,000. There is a current appropriation balance of \$4,708,000.

2008 Sales Tax Special Temporary Streets

There were no expenditures in May. Encumbrances and commitments total \$48,000. Current appropriations for the 2008 Sales Tax Special Temporary Streets Fund total \$149,658,000. There is a current appropriation balance of \$4,165,000.

2014 Sales Tax

May expenditures totaled \$2,042,000, of which \$952,000 was spent on the Citywide Arterial streets routine and preventative maintenance project. Encumbrances and commitments total \$35,304,000. Current appropriations for the 2014 Sales Tax Fund total \$580,369,000. There is a current appropriation balance of \$57,421,000.

2016 Sales Tax

May expenditures totaled \$1,626,000, of which \$1,510,000 was spent on the Tulsa Vision Advanced Sales Tax Revenue Bonds debt service project. Encumbrances and commitments total \$5,262,000. Current appropriations for the 2016 Sales Tax Fund total \$434,744,000. There is a current appropriation balance of \$61,495,000.

2016 Revenue Bond

May expenditures totaled \$164,000, of which \$161,000 was spent on the Low-Water Dam and Pedestrian Bridge project. Encumbrances and commitments total \$4,130,000. Current appropriations for the 2016 Revenue Bond Fund total \$350,600,000. There is a current appropriation balance of \$5,560,000.

2020 Sales Tax

May expenditures totaled \$1,500,000, of which \$470,000 was spent on the Capital Equipment project. Encumbrances and commitments total \$23,340,000. Current appropriations for the 2020 Sales Tax Fund total \$188,585,000. There is a current appropriation balance of \$53,654,000.

2023 Sales Tax

May expenditures totaled \$6,178,000, of which \$6,154,000 was spent on the Housing Initiatives project. Encumbrances and commitments total \$24,479,000. Current appropriations for the 2023 Sales Tax Fund total \$65,173,000. There is a current appropriation balance of \$34,449,000.

July 1, 2026

2024 General Obligation Bonds

May expenditures totaled \$3,677,000, of which \$3,086,000 was spent on the Inflation Increases – Streets project. Encumbrances and commitments total \$67,438,000. Current appropriations for the 2024 General Obligation Bonds Fund total \$210,185,000. There is a current appropriation balance of \$80,735,000.

2020 General Obligation Bonds

May expenditures totaled \$4,164,000, of which \$1,824,000 was spent on the Gilcrease Rd: Pine St to Admiral Blvd project. Encumbrances and commitments total \$42,528,000. Current appropriations for the 2020 General Obligation Bonds Fund total \$278,210,000. There is a current appropriation balance of \$106,305,000.

2014 General Obligation Bonds

May expenditures totaled \$2,299,000, of which \$773,000 was spent on the Maintenance Zone 3017 project. Encumbrances and commitments total \$25,382,000. Current appropriations for the 2014 General Obligation Bonds Fund total \$355,000,000. There is a current appropriation balance of \$28,856,000.

2008 General Obligation Bonds

There were no expenditures in May. There are currently no encumbrances or commitments. Current appropriations for the 2008 General Obligation Bonds Fund total \$231,104,000. There is a current appropriation balance of \$842,000.

2005 General Obligation Bonds

There were no expenditures in May. There are currently no encumbrances or commitments. Current appropriations for the 2005 General Obligation Bonds Fund total \$75,966,000. There is a current appropriation balance of \$13,000.

Respectfully submitted,

Ashley Webb, Chair



Attachments

cc: Christy Basgall
Jarrod Moore
Jake Epp

Report On Tulsa Economic Indicators April 2026

Economic Overview

The next Economic Overview will be published with June's report.

Wage & Salary Employment Conditions

Tulsa's labor force decreased this month, ending at 522,800 participants. Overall employment for our area retreated to 502,600. The area unemployment rate was reported at 3.9% for April - which is higher than last month. Unemployment for the area was 2.5% during the same month last year. According to the second employment survey, Wage and Salary Employment increased in April, to report a total of 482,800. The Manufacturing sector decreased slightly this month, reporting 53,500 jobs. The Service sector grew this month; the position count is 243,300 for April. The Trade sector increased this month, coming to 86,700 total positions.

Freight Conditions

Freight at the Port of Catoosa reported 110,600 of barge tonnage for the month, this is compared to the previous month of 98,400 tons. Compared to last month, we have experienced an increase of 12% in barge tonnage. YoY figures indicate a significant decrease. At Tulsa Int'l Airport, passenger counts were higher in April than last year, also showing a small increase YTD - +1.3% from last year. Freight shipments have also been slightly higher (+3.3%) in 2026.

Enterprise Customers

Month over month total Sewer customers saw a decrease in April, totaling 136,891 for the current period. The current customer base is higher than the same month last year. The water customer count saw a decrease in April from the previous period, totaling 149,027 for the month. The current customer base is 0.72% greater than the same month a year ago.

Price Indices

PPI increased significantly, hitting 6% for April

MCI level rose to 346, increasing from March.

CPI in April rose, coming in at 3.8%

Bond Rates (not updated since previous period)

20-Year GO Bond rates were 4.72% this month, decreasing from March

Revenue Bonds (A+) dropped slightly to 5%

30-Day T Bill rates rose to 3.66% in April.

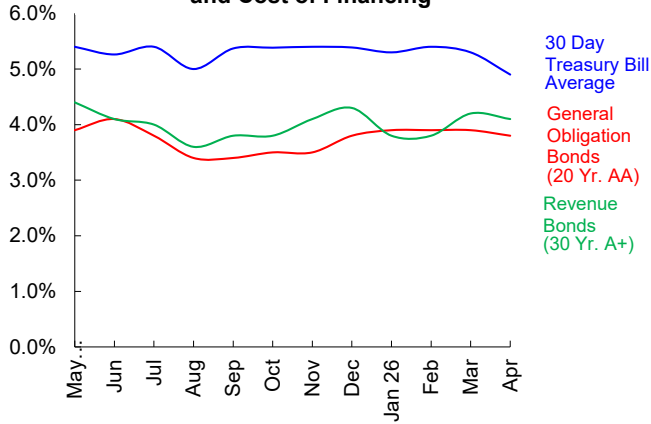
Tulsa Economic Indicators Most Recent Twelve Months

(unless otherwise indicated)

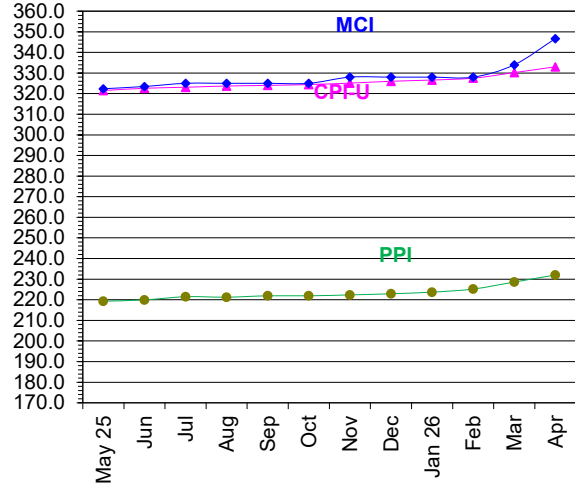
	May 25 to April 26	May 24 to April 25	Change
Wage & Salary			
Employment (TMSA 12 Mo. Avg.):	<u>Apr-26</u>	<u>Apr-25</u>	
Manufacturing	54,100	53,900	0.4%
Services	247,600	245,300	0.9%
Trade	87,400	87,200	0.2%
Other	<u>94,000</u>	<u>93,800</u>	0.2%
Total	483,100	480,200	0.6%
Unemployment Rates (TMSA 12 Mo. Avg.):			
Tulsa MSA	<u>Apr-26</u>	<u>Apr-25</u>	
Oklahoma	3.6%	3.3%	0.3%
United States	3.5%	3.4%	0.1%
	4.3%	4.1%	0.2%
Air Passengers (YTD)			
	<u>Apr-26</u>	<u>Apr-25</u>	
Barge Tonnage (YTD):	453,707	447,770	1.3%
	405,800	386,600	5.0%
*Price and Cost Indices:			
	<u>Apr-26</u>	<u>Apr-25</u>	
Consumer Price Index - Urban	333.0	320.8	3.8%
Producer Price Index	232.0	218.9	6.0%
Municipal Cost Index (Est.)	346.7	321.6	7.8%
(Indices are not adjusted for seasonality)			
*Financial Rates (Monthly Avg.):			
	<u>Apr-26</u>	<u>Apr-25</u>	
30-Day Treasury Bill	3.66%	4.30%	(0.64)
Municipal General Obligation Bond			
Buyer 11 Bond Index (20 Yr. A-AAA)	4.72%	3.89%	0.83
Municipal Revenue Bond Buyer			
25 Bond Index (25 Yr. A-AA+)	5.01%	3.70%	1.31
Utilities:			
	<u>Apr-26</u>	<u>Apr-25</u>	
Water Customers	149,000	148,200	0.5%
Sewer Customers	136,900	136,100	0.6%

April 2026

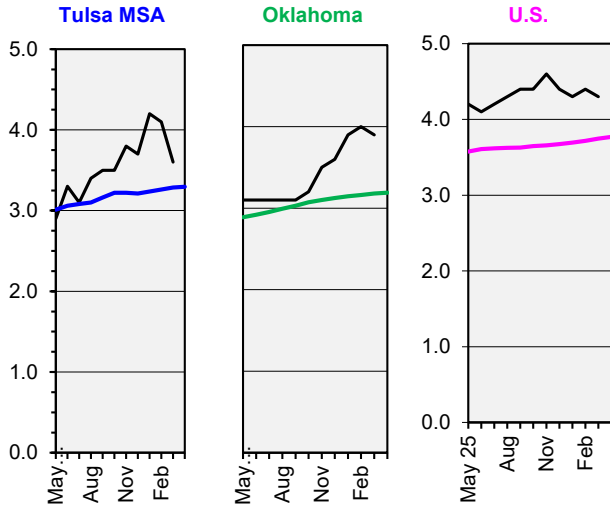
Rates on Municipal Investments and Cost of Financing**



Consumers, Producers, and Municipal Price/Cost Indices



Monthly (- -) and Average (—) Unemployment Rates (Most Recent 12 Months)



Tulsa MSA Wage & Salary Employment, 12 Month MA, and Labor Force (000's)



**Short Term Capital Purchases Summary (Fund 477) as of May 2026
2006 Sales Tax Capital Equipment Replacement Report**

Department/Entitiy	Appropriations	Month's Expenditures	Year to Date Expenditures	Encumbrances Commitments	Balance
Finance	\$ 186,501	\$ -	\$ 93,543	\$ -	\$ 92,958
Asset Management	\$ 777,054	\$ 23,030	\$ 330,896	\$ 151,054	\$ 295,105
Communications	\$ 4,000	\$ -	\$ -	\$ -	\$ 4,000
Information Technology	\$ 7,080,638	\$ 44,195	\$ 260,311	\$ 2,834,754	\$ 3,985,573
Police	\$ 10,719,047	\$ 390,068	\$ 4,348,104	\$ 6,021,185	\$ 349,758
Fire	\$ 4,076,620	\$ 205,942	\$ 423,724	\$ 2,682,084	\$ 970,812
Animal Services	\$ 164,700	\$ 16	\$ 93,666	\$ 12,127	\$ 58,908
Public Works	\$ 4,916,237	\$ 7,323	\$ 212,864	\$ 4,170,275	\$ 533,098
Parks & Recreation Manage Entities - Culture & Recreation	\$ 1,038,916	\$ 248,641	\$ 308,252	\$ 617,060	\$ 113,604
Planning and Neighborhoods	\$ 173,000	\$ -	\$ -	\$ -	\$ 173,000
Development Services	\$ 608,533	\$ 113,625	\$ 113,730	\$ 141,208	\$ 353,596
Transfer	\$ 112,000	\$ -	\$ -	\$ -	\$ 112,000
River Parks	\$ 276,840	\$ -	\$ 123,000	\$ -	\$ 153,840
Transfer to Tulsa Transit*	\$ 180,000	\$ -	\$ 125,000	\$ 159,038	\$ (104,038)
	\$ 200,789	\$ -	\$ 200,789	\$ -	\$ -
	\$ 30,760,875.00	\$ 1,032,840.73	\$ 6,879,877.81	\$ 16,788,784.11	\$ 7,092,214.00

* Total appropriation is transferred to the agency in a lump sum during the year and incorporated into their budget.

City of Tulsa
Department of Finance
FINANCIAL REPORT



FINANCE
Budget and Planning

SALES TAX OVERVIEW COMMITTEE

PERIOD ENDING **May 31, 2026**

City of Tulsa

Department of Finance

FINANCIAL REPORT



FINANCE
Budget and Planning

Monroe Nichols

Mayor

Christy Basgall
Director of Finance

MAYOR

MONROE NICHOLS

CITY COUNCIL

VANESSA HALL-HARPER DISTRICT 1
ANTHONY ARCHIE DISTRICT 2
JACKIE DUTTON DISTRICT 3
LAURA BELLIS DISTRICT 4
KAREN GILBERT DISTRICT 5
CHRISTIAM BENGEL DISTRICT 6
LORI DECTER WRIGHT DISTRICT 7
PHIL LAKIN JR DISTRICT 8
CAROL BUSH DISTRICT 9

CITY AUDITOR

Nathan Pickard

SALES TAX OVERVIEW COMMITTEE

Ashley Webb, Chair
Linda Jenkins, Vice Chair
Scott Grizzle, Secretary

Charles Wilkes	Linda Jenkins
Scott Asbjornson	Sylvia Powell
Ashley Webb	Tige Rodgers
Kathy Sebert	James Deming
Maia Treleven	Steve King
Matt Meyer	Paul Hassink
Deborah McKinney	Pamela Amburgy
Scott Grizzle	Mareo Johnson
Jennifer White	Brett Freisen
Uriah Davis	Jessica Reyes

SALES TAX OVERVIEW COMMITTEE REPORT
Table of Contents

<u>FUND NO.</u>	<u>PAGE NO.</u>
TABLE OF CONTENTS	5
CONSOLIDATED REPORTS	
Balance Sheets	6
Schedule of Sales Tax Revenue	7
402.....2006 SPECIAL EXTENDED SALES TAX.....	8
Statement of Revenue, Expenditures, and Encumbrances.....	10
405.....2014 EXTENDED 1.1% SALES TAX.....	11
Statement of Revenue, Expenditures, and Encumbrances.....	14
409.....2020 SALES TAX.....	15
Statement of Revenue, Expenditures, and Encumbrances.....	16
40002016 LIMITED PURPOSE TEMPORARY SALES TAX	17
Statement of Revenue, Expenditures, and Encumbrances.....	18
40012016 VISION ADVANCE FUNDED REVENUE BOND FUND	19
Statement of Revenue, Expenditures, and Encumbrances.....	20
40032016 VISION ADVANCE FUNDED REVENUE BOND FUND	21
Statement of Revenue, Expenditures, and Encumbrances.....	22
40042016 VISION ADVANCE FUNDED REVENUE BOND FUND	23
Statement of Revenue, Expenditures, and Encumbrances.....	24
4270-42762014 GO BOND FUNDS	25
Statement of Revenue, Expenditures, and Encumbrances.....	31
4281-42852020 GO BOND FUNDS	32
Statement of Revenue, Expenditures, and Encumbrances.....	42
4291-42962024 GO BOND FUNDS	43
Statement of Revenue, Expenditures, and Encumbrances.....	45
COMBINED STATEMENT OF OTHER FUND ACTIVITY	46
(401, 403, 404, 425, 426)	47
BUDGET ACTIONS.....	48

**CITY OF TULSA, OKLAHOMA
SALES TAX OVERVIEW COMMITTEE REPORT
BALANCE SHEET
May 2026**

	FUND 402 2006 SPECIAL EXTENDED SALES TAX	FUND 405 2014 EXTENDED 1.1% SALES TAX	FUND 409 2020 SALES TAX	FUND 4000 2016 LIMITED PURPOSE TEMPORARY SALES TAX	FUNDS 4270 through 4278 2014 GO BOND FUNDS	FUNDS 4281 through 4285 2020 GO BOND FUNDS	FUNDS 4291 through 4296 2024 GO BOND FUNDS	TOTAL
ASSETS:								
POOLED EQUITY WITH TREASURER	5,836,364.58	111,106,793.90	88,887,794.30	\$168,955,110.50	\$659,182.77	\$93,290,548.32	\$94,823,712.07	\$468,735,794.37
ACCRED INTERST RECEIVABLE	52,044.14	1,031,628.08	802,878.52	1,542,936.43				\$3,429,487.17
OTHER CURRENT RECEIVABLES								
TAX RECEIVABLE				1,538,230.90				\$1,538,230.90
TOTAL ASSETS	\$5,888,408.72	\$112,138,421.98	\$89,690,672.82	\$172,036,277.83	\$659,182.77	\$93,290,548.32	\$94,823,712.07	\$473,703,512.44
LIABILITIES, RESERVES, AND FUND BALANCE:								
LIABILITIES AND RESERVE FOR ENC.:								
ACCOUNTS PAYABLE	270.00	1,855.89	639,667.03		(27,743.83)	27,112.68	11,952.12	641,161.77
CONTRACTS PAYABLE - RETAINAGE	25,969.79	608,694.23	31,944.54	104.31	866,760.65	1,218,110.25	343,998.67	2,751,583.77
CONTRACTS RETAINAGE CLEAR								
PURCHASING CARD ESCROW								
DUE TO OTHER FUNDS								
ADVANCES FROM OTHER FUNDS								
RESERVE FOR ENCUMBRANCES	726,290.11	33,998,682.92	20,825,701.14	5,154,053.75	27,730,139.92	31,038,261.89	51,432,165.26	119,473,129.73
RESERVE FOR COMMITMENTS								
UNENCUMBERED FUND BALANCE:								
APPROPRIATED	4,708,049.54	57,421,318.58	53,653,756.09	61,494,619.26	294,095.52	28,855,870.03	40,063,515.10	206,427,709.02
UNAPPROPRIATED	427,829.28	20,107,870.36	14,539,604.02	105,387,500.51	45,047,378.48	32,151,193.47	2,972,080.92	217,661,376.12
RESERVED FOR ADVANCES								
TOTAL FUND BALANCE	5,135,878.82	77,529,188.94	68,193,360.11	166,882,119.77	45,341,474.00	61,007,063.50	43,035,596.02	424,089,085.14
TOTAL LIABILITIES, RESERVES, AND FUND BALANCE	\$5,888,408.72	\$112,138,421.98	\$89,690,672.82	\$172,036,277.83	\$73,910,630.74	\$93,290,548.32	\$94,823,712.07	\$546,954,960.41

CITY OF TULSA, OKLAHOMA
SALES TAX OVERVIEW COMMITTEE REPORT
SCHEDULE OF SALES TAX REVENUE
May, 2026

Month	COMPARISON TO BUDGET (2024-2025)			COMPARISON TO PRIOR YEAR		AMOUNT INCREASE (DECREASE)	PERCENT INCREASE/DECREASE	
	BUDGET	ACTUAL	DIFFERENCE	2023-2024	2024-2025		ACTUAL	BUDGET
	AMOUNT	AMOUNT		ACTUAL	ACTUAL			
July	\$10,417,759.00	\$ 10,209,695.22	\$ (208,063.78)	\$ 9,996,764.50	\$ 10,209,695.22	\$ 212,930.72	2.1%	4.2%
August	\$10,518,582.00	\$ 11,034,011.60	515,429.60	\$ 10,079,388.62	\$ 11,034,011.60	954,622.98	9.5%	4.4%
September	\$10,275,730.00	\$ 10,523,260.75	247,530.75	\$ 10,181,108.56	\$ 10,523,260.75	342,152.19	3.4%	0.9%
October	\$10,069,835.00	\$ 10,298,709.22	228,874.22	\$ 10,170,441.73	\$ 10,298,709.22	128,267.49	1.3%	-1.0%
November	\$10,107,115.00	\$ 10,602,274.93	495,159.93	\$ 9,854,520.61	\$ 10,602,274.93	747,754.32	7.6%	2.6%
December	\$10,159,720.00	\$ 10,644,989.48	485,269.48	\$ 10,530,488.72	\$ 10,644,989.48	114,500.76	1.1%	-3.5%
January	\$10,519,477.00	\$ 10,912,536.62	393,059.62	\$ 10,730,724.45	\$ 10,912,536.62	181,812.17	1.7%	-2.0%
February	\$10,604,633.00	\$ 11,069,070.26	464,437.26	\$ 10,724,508.29	\$ 11,069,070.26	344,561.97	3.2%	-1.1%
March	\$ 9,470,889.00	\$ 9,315,529.64	(155,359.36)	\$ 8,969,145.18	\$ 9,315,529.64	346,384.46	3.9%	5.6%
April	\$ 9,790,532.00	\$ 10,123,481.15	332,949.15	\$ 9,188,771.68	\$ 10,123,481.15	934,709.47	10.2%	6.5%
May	\$ 10,442,282.00	\$ 11,007,443.13	565,161.13	\$ 10,370,067.56	\$ 11,007,443.13	637,375.57	6.1%	0.7%
June	\$ 10,160,641.00			\$ 10,170,295.10				-0.1%
TOTAL	\$ 122,537,195.00	\$ 115,741,002.00	\$ 3,364,448.00	\$ 120,966,225.00	\$ 115,741,002.00	\$ 4,945,072.10	4.5%	1.3%

PERCENT INCREASE (DECREASE) 2.91%

2006 SPECIAL EXTENDED SALES TAX

FUND 402

(SIXTH THIRD PENNY SALES TAX PROGRAM)

2006 Special Extend Sales Tax

Fund 402

As of: 5/31/2026

\$ 273,274,569.47 \$ 1,462.68 \$ 297,815.56 \$ 267,840,229.82 \$ 726,290.11 \$ - \$ 4,708,049.54

Fund	Project	Project Title	Revised budget	MTD Actual	YTD Actual	LTD Actual	Encumb	Committed	Balance	Status
402	016240	Site Acq. For Addnl. Station	\$ 5,300,000.00	\$ -	\$ -	\$ 4,834,838.97	\$ -	\$ -	\$ 465,161.03	Active
402	017110	General Park Improvements	\$ 4,829,359.78	\$ -	\$ -	\$ 4,828,917.98	\$ 441.80	\$ -	\$ -	Active
402	064001	Arterial Streets Rehab	\$ 28,290,289.89	\$ -	\$ 120,946.56	\$ 28,290,289.89	\$ -	\$ -	\$ -	Active
402	064093	City Match-Fed/St/Co Projs	\$ 1,500,000.00	\$ -	\$ -	\$ 1,500,000.00	\$ -	\$ -	\$ -	Active
402	064101	41St-Garnett To 129Th E Ave	\$ 500,000.00	\$ -	\$ -	\$ 498,500.00	\$ 1,500.00	\$ -	\$ -	Active
402	064111	91St-Memorial To Mingo	\$ 500,000.00	\$ -	\$ -	\$ 500,000.00	\$ -	\$ -	\$ -	Active
402	065100	Public Facilities Renov	\$ 7,080,000.00	\$ -	\$ 20,035.92	\$ 7,005,673.18	\$ 74,326.82	\$ -	\$ -	Active
402	065300	Energy Efficiency Facil Impr	\$ 1,600,000.00	\$ 1,462.68	\$ 131,068.08	\$ 1,403,592.36	\$ 86,119.74	\$ -	\$ 110,287.90	Active
402	065320	Gilcrease Museum Renovation	\$ 4,451,158.00	\$ -	\$ -	\$ 4,450,747.45	\$ 410.55	\$ -	\$ -	Active
402	067120	Plgnd Splashpad Park Surfs	\$ 3,095,280.61	\$ -	\$ -	\$ 3,095,280.61	\$ -	\$ -	\$ -	Active
402	067130	Playground Equip Repl/Renov	\$ 1,063,517.00	\$ -	\$ -	\$ 1,054,597.78	\$ -	\$ -	\$ 8,919.22	Active
402	067170	Carl Smith Facil Devel	\$ 235,421.96	\$ -	\$ -	\$ 231,991.95	\$ 3,430.01	\$ -	\$ -	Active
402	067520	EST BANK IMPR 11TH-21STS	\$ 5,250,000.00	\$ -	\$ 25,765.00	\$ 1,450,286.32	\$ 30,239.40	\$ -	\$ 3,769,474.28	Active
402	068100	Tda Downtown Prop Acq	\$ 1,720,000.00	\$ -	\$ -	\$ 1,720,000.00	\$ -	\$ -	\$ -	Active
402	068160	New Parking Garage	\$ 5,000,000.00	\$ -	\$ -	\$ 4,488,308.60	\$ 511,691.40	\$ -	\$ -	Active
402	069100	Mtta System Projects	\$ 2,410,000.00	\$ -	\$ -	\$ 2,409,999.89	\$ -	\$ -	\$ 0.11	Active
402	144104	Riverside Dr & Rltd Infrstr	\$ 250,252.64	\$ -	\$ -	\$ 250,252.64	\$ -	\$ -	\$ -	Active
402	2036D0008Z	1st 2nd & 4th St Two-Way Conv	\$ 354,207.00	\$ -	\$ -	\$ -	\$ -	\$ -	\$ 354,207.00	Active
402	914411	Tulsa Trails	\$ 1,492,500.00	\$ -	\$ -	\$ 1,492,500.00	\$ -	\$ -	\$ -	Active
402	962301	Tulsa Convention Center Impr	\$ 2,000,000.00	\$ -	\$ -	\$ 1,981,869.61	\$ 18,130.39	\$ -	\$ -	Active
402	966120	Gilcrease Exp Osage Exp-41st	\$ 4,500,000.00	\$ -	\$ -	\$ 4,500,000.00	\$ -	\$ -	\$ -	Active
402	016100	Forensic Lab Expansion	\$ 14,729,241.90	\$ -	\$ -	\$ 14,729,241.90	\$ -	\$ -	\$ -	Closed
402	016130	Replace 2 Police Helicopters	\$ 4,344,475.00	\$ -	\$ -	\$ 4,344,475.00	\$ -	\$ -	\$ -	Closed
402	016200	Apparatus Replacement	\$ 12,863,575.91	\$ -	\$ -	\$ 12,863,575.91	\$ -	\$ -	\$ -	Closed
402	016310	Network System Replacement	\$ 1,402,150.04	\$ -	\$ -	\$ 1,402,150.04	\$ -	\$ -	\$ -	Closed
402	017120	Golf Course Development	\$ 459,640.57	\$ -	\$ -	\$ 459,640.57	\$ -	\$ -	\$ -	Closed
402	017140	Tulsa Zoo Department	\$ 2,938,780.81	\$ -	\$ -	\$ 2,938,780.81	\$ -	\$ -	\$ -	Closed
402	060020	Comprehensive Plan Update	\$ 649,253.49	\$ -	\$ -	\$ 649,253.49	\$ -	\$ -	\$ -	Closed
402	060040	Equipment Mgmt Projects	\$ 2,242,000.00	\$ -	\$ -	\$ 2,242,000.00	\$ -	\$ -	\$ -	Closed
402	062100	Unservd Area & Offsite Mns	\$ 7,200,000.00	\$ -	\$ -	\$ 7,200,000.00	\$ -	\$ -	\$ -	Closed
402	062120	Sswwtp 71 Ls Expansion	\$ 400,000.00	\$ -	\$ -	\$ 400,000.00	\$ -	\$ -	\$ -	Closed
402	062130	Spunky Crk Bsn Ms & Ls	\$ 9,497,696.77	\$ -	\$ -	\$ 9,497,696.77	\$ -	\$ -	\$ -	Closed
402	062140	Lower Bird Creek Wwtp Expn	\$ 11,000,000.00	\$ -	\$ -	\$ 11,000,000.00	\$ -	\$ -	\$ -	Closed
402	063101	Fred Creek Drainage Imprv	\$ 12,250,000.00	\$ -	\$ -	\$ 12,250,000.00	\$ -	\$ -	\$ -	Closed
402	063106	Elm Crk 6th St Drainage	\$ 2,000,000.00	\$ -	\$ -	\$ 2,000,000.00	\$ -	\$ -	\$ -	Closed
402	063107	Citywide Mdp Updates	\$ 450,000.00	\$ -	\$ -	\$ 450,000.00	\$ -	\$ -	\$ -	Closed
402	063109	Engr And Insp Svc-Fc	\$ 500,000.00	\$ -	\$ -	\$ 500,000.00	\$ -	\$ -	\$ -	Closed
402	064002	Residential Streets Rehab	\$ 25,849,169.10	\$ -	\$ -	\$ 25,849,169.10	\$ -	\$ -	\$ -	Closed
402	064003	Traffic Signals & Lighting	\$ 2,600,000.00	\$ -	\$ -	\$ 2,600,000.00	\$ -	\$ -	\$ -	Closed
402	064004	TRAFFIC SIGNAL SYNCH	\$ 1,700,000.00	\$ -	\$ -	\$ 1,700,000.00	\$ -	\$ -	\$ -	Closed
402	064005	St Surface Rpr & Crack Seal	\$ 10,000,000.00	\$ -	\$ -	\$ 10,000,000.00	\$ -	\$ -	\$ -	Closed
402	064060	Bridge Replacement	\$ 2,499,896.13	\$ -	\$ -	\$ 2,499,896.13	\$ -	\$ -	\$ -	Closed
402	064062	Bridge Rehab/Repair Cw	\$ 2,490,497.85	\$ -	\$ -	\$ 2,490,497.85	\$ -	\$ -	\$ -	Closed
402	064102	81St-Memorial To Mingo	\$ 7,402,272.09	\$ -	\$ -	\$ 7,402,272.09	\$ -	\$ -	\$ -	Closed

2006 Special Extend Sales Tax

Fund 402

As of: 5/31/2026

\$ 273,274,569.47 \$ 1,462.68 \$ 297,815.56 \$ 267,840,229.82 \$ 726,290.11 \$ - \$ 4,708,049.54

Fund	Project	Project Title	Revised budget	MTD Actual	YTD Actual	LTD Actual	Encumb	Committed	Balance	Status
402	064103	91St & Harvard Intersection	\$ 2,217,000.00	\$ -	\$ -	\$ 2,217,000.00	\$ -	\$ -	\$ -	Closed
402	064104	91St And Sheridan Inters	\$ 4,414,613.00	\$ -	\$ -	\$ 4,414,613.00	\$ -	\$ -	\$ -	Closed
402	064105	61St St Riverside To Peoria	\$ 705,989.93	\$ -	\$ -	\$ 705,989.93	\$ -	\$ -	\$ -	Closed
402	064106	Garnett-11Th To I-244	\$ 499,555.00	\$ -	\$ -	\$ 499,555.00	\$ -	\$ -	\$ -	Closed
402	064107	Mingo 71St To 81St	\$ 498,721.40	\$ -	\$ -	\$ 498,721.40	\$ -	\$ -	\$ -	Closed
402	064108	Pine St-Memorial To Mingo	\$ 487,498.67	\$ -	\$ -	\$ 487,498.67	\$ -	\$ -	\$ -	Closed
402	064109	129Th-31St To 41St	\$ 5,500,000.00	\$ -	\$ -	\$ 5,500,000.00	\$ -	\$ -	\$ -	Closed
402	064110	61St-Riverside To Peoria	\$ 7,369,000.00	\$ -	\$ -	\$ 7,369,000.00	\$ -	\$ -	\$ -	Closed
402	065330	Performing Arts Ctr Renova	\$ 1,560,000.00	\$ -	\$ -	\$ 1,560,000.00	\$ -	\$ -	\$ -	Closed
402	066210	New Fs 11-11Th/177Th	\$ -	\$ -	\$ -	\$ -	\$ -	\$ -	\$ -	Closed
402	066220	Homeland Sec Equip Facil	\$ 2,708,852.22	\$ -	\$ -	\$ 2,708,852.22	\$ -	\$ -	\$ -	Closed
402	066310	Weather Alert Sirens Repl	\$ 1,694,929.61	\$ -	\$ -	\$ 1,694,929.61	\$ -	\$ -	\$ -	Closed
402	066320	61St Twr Comm Shelter Repl	\$ 299,964.04	\$ -	\$ -	\$ 299,964.04	\$ -	\$ -	\$ -	Closed
402	066330	Pwr Prtct Bok Comm Site Bok	\$ 104,569.00	\$ -	\$ -	\$ 104,569.00	\$ -	\$ -	\$ -	Closed
402	066340	Log Sys 800 Mhz Radio Sys	\$ 118,787.61	\$ -	\$ -	\$ 118,787.61	\$ -	\$ -	\$ -	Closed
402	066350	Computer Sys Repl/Enhance	\$ 511,449.95	\$ -	\$ -	\$ 511,449.95	\$ -	\$ -	\$ -	Closed
402	067510	Trails Resurf And Widening	\$ 2,924,423.01	\$ -	\$ -	\$ 2,924,423.01	\$ -	\$ -	\$ -	Closed
402	067530	RVR WST FESTIVAL PRK RENOV	\$ 7,491,683.05	\$ -	\$ -	\$ 7,491,683.05	\$ -	\$ -	\$ -	Closed
402	067540	RIVER PRKS FACIL REHAB/REPL	\$ 345,186.15	\$ -	\$ -	\$ 345,186.15	\$ -	\$ -	\$ -	Closed
402	068110	Kendall Whittier Plan Impl	\$ 5,000,000.00	\$ -	\$ -	\$ 5,000,000.00	\$ -	\$ -	\$ -	Closed
402	068120	Dirty Butter Crk Acq Ph2	\$ 2,096,066.28	\$ -	\$ -	\$ 2,096,066.28	\$ -	\$ -	\$ -	Closed
402	068130	Downtown Signage	\$ 1,813,710.24	\$ -	\$ -	\$ 1,813,710.24	\$ -	\$ -	\$ -	Closed
402	068140	Econ Devel Infrastructure	\$ 3,000,000.00	\$ -	\$ -	\$ 3,000,000.00	\$ -	\$ -	\$ -	Closed
402	096005	Electronic Ticketing Equip	\$ 182,707.40	\$ -	\$ -	\$ 182,707.40	\$ -	\$ -	\$ -	Closed
402	146200	Fire - SCBA	\$ 94,389.51	\$ -	\$ -	\$ 94,389.51	\$ -	\$ -	\$ -	Closed
402	156000	Radio Sys Upgrd & Assc Equip	\$ 3,545,000.00	\$ -	\$ -	\$ 3,545,000.00	\$ -	\$ -	\$ -	Closed
402	170101	Capital Equipment	\$ 172,000.00	\$ -	\$ -	\$ 172,000.00	\$ -	\$ -	\$ -	Closed
402	203400001Z	Tulsa Zoo Department	\$ 1,027,836.86	\$ -	\$ -	\$ 1,027,836.86	\$ -	\$ -	\$ -	Closed

2014 EXTENDED 1.1% SALES TAX

FUND 405

(2014 EXTENDED 1.1% SALES TAX FUND)

2014 Sales Tax

Fund 405

As of: 5/31/2026

\$ 580,368,725.22 \$ 2,041,847.16 \$ 24,106,394.57 \$ 487,643,082.99 \$ 34,310,761.32 \$ 993,562.33 \$ 57,421,318.58

Fund	Project	Project Title	Revised budget	MTD Actual	YTD Actual	LTD Actual	Encumb	Committed	Balance	Status
405	140040	Cng Fuel Expansion	\$ 1,800,000.00	\$ -	\$ -	\$ 1,787,810.17	\$ -	\$ -	\$ 12,189.83	Active
405	140050	Radio Frequency ID Devices	\$ 750,000.00	\$ -	\$ -	\$ -	\$ -	\$ -	\$ 750,000.00	Active
405	140060	Emd Emergency Generators	\$ 200,000.00	\$ -	\$ -	\$ 196,879.85	\$ -	\$ -	\$ 3,120.15	Active
405	140070	Emd Facilities Maintenance	\$ 1,000,000.00	\$ -	\$ -	\$ 888,975.46	\$ -	\$ -	\$ 111,024.54	Active
405	140080	Emd Lights, Hvac, Plumbing	\$ 2,300,000.00	\$ -	\$ -	\$ 1,546,084.63	\$ -	\$ -	\$ 753,915.37	Active
405	140100	Capital Equipment	\$ 46,235,000.00	\$ -	\$ -	\$ 46,234,996.00	\$ -	\$ -	\$ 4.00	Active
405	143001	Levee District #12 Rehab	\$ 3,400,000.00	\$ -	\$ -	\$ 557,838.00	\$ -	\$ -	\$ 2,842,162.00	Active
405	144003	Citywide Guardrail Repl	\$ 1,000,000.00	\$ -	\$ -	\$ 954,077.65	\$ 45,922.35	\$ -	\$ -	Active
405	144004	CW Traffic Signalization	\$ 2,000,000.00	\$ -	\$ -	\$ 1,999,974.57	\$ 25.43	\$ -	\$ -	Active
405	144005	Roadway & Pedestrian Lights	\$ 1,000,000.00	\$ -	\$ 6,342.21	\$ 999,999.84	\$ -	\$ -	\$ 0.16	Active
405	144006	Signing Pvmt Mark Dlintion	\$ 2,510,000.00	\$ -	\$ -	\$ 2,510,000.00	\$ -	\$ -	\$ -	Active
405	144008	TRAFFIC SIGNAL INSTALLATION	\$ 3,151,264.92	\$ -	\$ 72,314.57	\$ 3,123,968.69	\$ 27,293.88	\$ -	\$ 2.35	Active
405	144009	TRAFFIC SIGNAL POLE RPL	\$ 1,000,000.00	\$ -	\$ -	\$ 985,791.75	\$ 14,208.25	\$ -	\$ -	Active
405	144010	Creek Turnpike Trail Bridge	\$ 93,900.00	\$ -	\$ -	\$ 88,173.68	\$ 5,726.32	\$ -	\$ -	Active
405	144017	Art Street Rehab & Citywide	\$ 127,360,214.16	\$ 951,026.34	\$ 4,767,074.19	\$ 88,116,854.61	\$ 19,863,423.20	\$ -	\$ 19,379,936.35	Active
405	144018	Bike Ped Master Plan Improv	\$ 4,200,000.00	\$ -	\$ -	\$ 4,200,000.00	\$ -	\$ -	\$ -	Active
405	144063	Bridge Replacement And Rehab	\$ 14,685,000.00	\$ 23,554.86	\$ 2,476,181.64	\$ 13,920,677.98	\$ 764,322.02	\$ -	\$ -	Active
405	144093	Citywide Matching Funds	\$ 8,429,500.00	\$ -	\$ 518,877.78	\$ 3,948,845.51	\$ 2,250,369.33	\$ -	\$ 2,230,285.16	Active
405	144094	ODOT Rehab & Replacement	\$ 3,800,000.00	\$ -	\$ 29,071.94	\$ 3,800,000.00	\$ -	\$ -	\$ -	Active
405	144101	Yale Ave 81St - 91St Wdn	\$ 30,250,000.00	\$ 437.09	\$ 28,964.00	\$ 25,191,674.00	\$ 92,270.71	\$ -	\$ 4,966,055.29	Active
405	144102	81St St Sheridan - Meml Wdn	\$ 12,000,000.00	\$ -	\$ -	\$ 9,864,642.94	\$ (26,040.00)	\$ -	\$ 2,161,397.06	Active
405	144103	Yale 96th - 101st St Wdn	\$ 11,406,496.12	\$ -	\$ -	\$ 11,406,496.12	\$ -	\$ -	\$ -	Active
405	144104	Riverside Dr & Rltd Infrstr	\$ 19,657,945.32	\$ -	\$ -	\$ 19,657,945.32	\$ -	\$ -	\$ -	Active
405	144108	Pine St: Mingo-U.S. 169 (DS-W)	\$ 500,000.00	\$ 13,588.81	\$ 137,480.77	\$ 247,343.63	\$ 191,456.37	\$ -	\$ 61,200.00	Active
405	144109	Ada Transition Plan - Street	\$ 10,200,000.00	\$ 38,118.40	\$ 1,090,726.66	\$ 8,721,068.25	\$ 553,960.78	\$ -	\$ 924,970.97	Active
405	144120	Gilcrease Exp Local Match	\$ 7,500,000.00	\$ -	\$ (7,505.01)	\$ 3,521,420.94	\$ 1,025,000.00	\$ -	\$ 2,953,579.06	Active
405	145100	Ada Transition Plan - Bldgs	\$ 1,275,000.00	\$ -	\$ 16,231.50	\$ 1,192,055.16	\$ 82,944.84	\$ -	\$ -	Active
405	145200	Ada Transition Plan - Parks	\$ 1,140,000.00	\$ -	\$ 12,320.00	\$ 974,797.21	\$ 1,500.00	\$ -	\$ 163,702.79	Active
405	145300	Public Facilities, Otc	\$ 3,295,000.00	\$ -	\$ -	\$ 1,960,093.05	\$ 895,098.80	\$ -	\$ 439,808.15	Active
405	145340	Pac - Fire Sprinklers	\$ 1,140,000.00	\$ -	\$ -	\$ 1,085,865.08	\$ 7,795.85	\$ -	\$ 46,339.07	Active
405	145350	Pac - Renovations	\$ 1,840,000.00	\$ -	\$ 670.00	\$ 1,738,795.88	\$ 101,204.12	\$ -	\$ -	Active
405	145360	Pac - Fan Coil Replacement	\$ 555,000.00	\$ -	\$ -	\$ 523,971.07	\$ -	\$ -	\$ 31,028.93	Active
405	145370	Pac - Hvac Motor Replacement	\$ 175,000.00	\$ -	\$ -	\$ 20,000.00	\$ 35,351.62	\$ -	\$ 119,648.38	Active
405	145380	PAC: Roof Replacement	\$ 1,300,000.00	\$ -	\$ -	\$ 1,241,015.27	\$ -	\$ -	\$ 58,984.73	Active
405	145400	Public Facilities, Roofing	\$ 3,000,000.00	\$ 29,910.38	\$ 79,441.40	\$ 2,931,074.41	\$ 68,925.59	\$ -	\$ -	Active
405	145500	Animal Shelter Expn Ph 1	\$ 8,850,000.00	\$ 902,705.77	\$ 5,381,061.96	\$ 6,595,827.25	\$ 1,302,796.46	\$ 949,030.04	\$ 2,346.25	Active
405	145600	Animal Shelter Facility Imp	\$ 750,000.00	\$ -	\$ -	\$ 705,467.71	\$ -	\$ 44,532.29	\$ -	Active
405	145670	GM - Fire Suppression	\$ 43,119.58	\$ -	\$ -	\$ 43,119.58	\$ -	\$ -	\$ -	Active
405	145710	Gilcrease: Restore N Park	\$ -	\$ -	\$ -	\$ -	\$ -	\$ -	\$ -	Active
405	145800	Tulsa Centrl Library Project	\$ 10,000,000.00	\$ -	\$ -	\$ 10,000,000.00	\$ -	\$ -	\$ -	Active
405	146110	Police Academy-Crt-Compstat	\$ 4,040,000.00	\$ 34,550.00	\$ 993,312.23	\$ 3,940,444.41	\$ 22,000.00	\$ -	\$ 77,555.59	Active
405	146120	Uniform Division Renovations	\$ 3,000,000.00	\$ 2,223.00	\$ 406,174.56	\$ 2,638,167.98	\$ 47,710.37	\$ -	\$ 314,121.65	Active
405	146210	Apparatus Replacement	\$ 17,000,000.00	\$ -	\$ -	\$ 16,961,137.19	\$ -	\$ -	\$ 38,862.81	Active
405	146220	Fire Station Rehabilitation	\$ 7,250,000.00	\$ 1,148.25	\$ 78,970.18	\$ 7,186,106.75	\$ 63,893.25	\$ -	\$ -	Active

2014 Sales Tax

Fund 405

As of: 5/31/2026

\$ 580,368,725.22 \$ 2,041,847.16 \$ 24,106,394.57 \$ 487,643,082.99 \$ 34,310,761.32 \$ 993,562.33 \$ 57,421,318.58

Fund	Project	Project Title	Revised budget	MTD Actual	YTD Actual	LTD Actual	Encumb	Committed	Balance	Status
405	146230	Fire Station Generators	\$ 1,500,000.00	\$ -	\$ 30,402.00	\$ 1,472,345.79	\$ -	\$ -	\$ 27,654.21	Active
405	146240	Fire Department Facilities	\$ 2,000,000.00	\$ 4,277.32	\$ 97,366.52	\$ 310,051.42	\$ 532,200.18	\$ -	\$ 1,157,748.40	Active
405	146300	Financial Sys Replacement	\$ 10,000,000.00	\$ 1,150.00	\$ 29,506.45	\$ 8,601,153.84	\$ 4,000.00	\$ -	\$ 1,394,846.16	Active
405	146310	Law Enforcement Records Mgmt	\$ 7,030,000.00	\$ 38,302.94	\$ 273,586.51	\$ 7,006,089.69	\$ 31,054.34	\$ -	\$ (7,144.03)	Active
405	147100	Rp - Park Facilities Refurb	\$ 4,000,000.00	\$ -	\$ -	\$ 3,360,321.54	\$ -	\$ -	\$ 639,678.46	Active
405	147120	Reed - Pool Reconstruction	\$ 2,410,000.00	\$ -	\$ -	\$ 2,358,763.54	\$ 51,236.46	\$ -	\$ -	Active
405	147130	Security System Upgrades	\$ 160,000.00	\$ -	\$ -	\$ 140,896.78	\$ -	\$ -	\$ 19,103.22	Active
405	147150	Carnivores Exhibits	\$ 8,000,000.00	\$ -	\$ 3,509,152.88	\$ 4,239,344.95	\$ 3,760,655.05	\$ -	\$ -	Active
405	147160	Hicks Park Improvements	\$ 635,000.00	\$ -	\$ -	\$ 633,313.45	\$ 1,686.55	\$ -	\$ -	Active
405	147170	Hunter: Restroom (Exp & Repr)	\$ 400,000.00	\$ -	\$ -	\$ 19,330.00	\$ -	\$ -	\$ 380,670.00	Active
405	147210	Mohawk Golf Club House	\$ 265,000.00	\$ -	\$ -	\$ 256,962.98	\$ -	\$ -	\$ 8,037.02	Active
405	147220	Page Belcher Improvements	\$ 400,000.00	\$ 5,870.00	\$ 43,189.86	\$ 298,102.83	\$ 13,680.84	\$ -	\$ 88,216.33	Active
405	147230	Savage Park Improvements	\$ 120,000.00	\$ -	\$ -	\$ 15,313.82	\$ 8,501.87	\$ -	\$ 96,184.31	Active
405	147240	Whiteside Plumbing Repairs	\$ 251,097.34	\$ -	\$ -	\$ 251,097.34	\$ -	\$ -	\$ -	Active
405	147250	Woodward: Comp Landscaping	\$ 4,850,000.00	\$ -	\$ 2,689,303.58	\$ 4,254,092.17	\$ 595,907.83	\$ -	\$ -	Active
405	147260	Cousins Park Improvements	\$ 1,975,000.00	\$ -	\$ -	\$ -	\$ -	\$ -	\$ 1,975,000.00	Active
405	147270	Carl Smith Improvements	\$ 185,000.00	\$ -	\$ 63,161.18	\$ 140,096.53	\$ 17,004.64	\$ -	\$ 27,898.83	Active
405	147300	Chamberlain - Pool Reconstruct	\$ 2,721,207.52	\$ -	\$ 44,450.91	\$ 2,483,249.88	\$ 3,462.01	\$ -	\$ 234,495.63	Active
405	147400	Lacy - Pool	\$ 2,640,000.00	\$ -	\$ -	\$ 2,634,677.94	\$ 2,450.08	\$ -	\$ 2,871.98	Active
405	147500	Mcclure - Pool	\$ 4,532,206.93	\$ -	\$ -	\$ 4,521,834.20	\$ 10,372.73	\$ -	\$ -	Active
405	147510	Whiteside Pool	\$ 1,349,674.19	\$ -	\$ -	\$ 1,349,674.19	\$ -	\$ -	\$ -	Active
405	147520	Playground Safety Surfaces	\$ 7,300,000.00	\$ 12,875.00	\$ 1,060,022.21	\$ 4,574,625.73	\$ 53,642.10	\$ -	\$ 2,671,732.17	Active
405	148100	Annual Economic Development	\$ 6,675,000.00	\$ -	\$ 11,350.00	\$ 4,751,692.68	\$ 1,099,202.19	\$ -	\$ 824,105.13	Active
405	148110	Op Ser - Strategic Mobility	\$ 552,311.32	\$ -	\$ -	\$ 528,679.00	\$ -	\$ -	\$ 23,632.32	Active
405	148120	Op Ser - Corridor & Small Ar	\$ 3,155,186.35	\$ (17,891.00)	\$ 95,292.00	\$ 1,256,856.31	\$ 381.00	\$ -	\$ 1,897,949.04	Active
405	148130	Op Ser - Northland Str. Acq	\$ 5,000,000.00	\$ -	\$ -	\$ 2,870,880.66	\$ 28,089.54	\$ -	\$ 2,101,029.80	Active
405	148140	Retail and Res Development	\$ 4,000,000.00	\$ -	\$ -	\$ 3,998,400.00	\$ -	\$ -	\$ 1,600.00	Active
405	148150	Pearl District Flood Control	\$ 5,000,000.00	\$ -	\$ -	\$ 2,861,477.30	\$ -	\$ -	\$ 2,138,522.70	Active
405	148160	Charles Page Boulevard - Plan	\$ 237,502.33	\$ -	\$ -	\$ 237,502.33	\$ -	\$ -	\$ -	Active
405	148170	Eugene Field Redevelopment	\$ 10,900,000.00	\$ -	\$ 2,325.47	\$ 10,120,880.23	\$ 534,326.05	\$ -	\$ 244,793.72	Active
405	148180	Route 66 Restrooms & Parking	\$ 550,000.00	\$ -	\$ -	\$ 524,394.54	\$ -	\$ -	\$ 25,605.46	Active
405	149100	Transit Coach & Lift Match	\$ 14,750,000.00	\$ -	\$ 69,574.42	\$ 14,750,000.00	\$ -	\$ -	\$ -	Active
405	149200	Peoria (Brt) Project	\$ 14,052,005.06	\$ -	\$ -	\$ 13,651,409.05	\$ 195.00	\$ -	\$ 400,401.01	Active
405	170050	Tulsa Zoo & Living Museum	\$ 198,271.82	\$ -	\$ -	\$ 190,206.82	\$ -	\$ -	\$ 8,065.00	Active
405	2036D0008Z	1st 2nd & 4th St Two-Way Conv	\$ 729,020.00	\$ -	\$ -	\$ -	\$ -	\$ -	\$ 729,020.00	Active
405	2036W0005Z	101st St S & Sheridan INTERSCT	\$ 1,593,503.88	\$ -	\$ -	\$ -	\$ -	\$ -	\$ 1,593,503.88	Active
405	2059FR0046	Consulting Services - Match	\$ 70,500.00	\$ -	\$ -	\$ 55,138.00	\$ -	\$ -	\$ 15,362.00	Active
405	2125X0001Z	Computer Aided Dispatch (CAD)	\$ 660,000.00	\$ -	\$ -	\$ 659,998.00	\$ -	\$ -	\$ 2.00	Active
405	2132X0001Z	MTTA Parking Lot	\$ 947,994.94	\$ -	\$ -	\$ 689,501.75	\$ -	\$ -	\$ 258,493.19	Active
405	2134B0001Z	Gilcrease Museum Facility Imp	\$ 8,262,134.89	\$ -	\$ -	\$ 8,136,581.57	\$ 125,553.32	\$ -	\$ -	Active
405	144007	Traffic Calming & Safety	\$ 1,000,000.00	\$ -	\$ -	\$ 1,000,000.00	\$ -	\$ -	\$ -	Closed
405	144011	GPS Emgency Vehicle Preemp Sys	\$ 400,000.00	\$ -	\$ -	\$ 400,000.00	\$ -	\$ -	\$ -	Closed
405	144019	IDL Entrance Rehab	\$ 3,000,000.00	\$ -	\$ -	\$ 3,000,000.00	\$ -	\$ -	\$ -	Closed
405	144020	Citywide-Arterial Rt&Pv Main	\$ 3,120,000.00	\$ -	\$ -	\$ 3,120,000.00	\$ -	\$ -	\$ -	Closed

2014 Sales Tax

Fund 405

As of: 5/31/2026

\$ 580,368,725.22 \$ 2,041,847.16 \$ 24,106,394.57 \$ 487,643,082.99 \$ 34,310,761.32 \$ 993,562.33 \$ 57,421,318.58

Fund	Project	Project Title	Revised budget	MTD Actual	YTD Actual	LTD Actual	Encumb	Committed	Balance	Status
405	144105	25 W Ave: Edison-Apache (DS-W)	\$ 750,000.00	\$ -	\$ -	\$ 750,000.00	\$ -	\$ -	\$ -	Closed
405	145330	Pac - Fire Alarm System	\$ 520,000.00	\$ -	\$ -	\$ 520,000.00	\$ -	\$ -	\$ -	Closed
405	145610	Gm - Cctv Camera Upgrade	\$ 491,854.46	\$ -	\$ -	\$ 491,854.46	\$ -	\$ -	\$ -	Closed
405	145620	Gilcrease Lib/Arch Storage	\$ 300,000.00	\$ -	\$ -	\$ 300,000.00	\$ -	\$ -	\$ -	Closed
405	145630	Helmerich Hall Floor Repl	\$ 1,374.12	\$ -	\$ -	\$ 1,374.12	\$ -	\$ -	\$ -	Closed
405	145640	Gilcrease: Gallery wood floor	\$ -	\$ -	\$ -	\$ -	\$ -	\$ -	\$ -	Closed
405	145650	GM - Grease Trap & Sewer	\$ 54,047.48	\$ -	\$ -	\$ 54,047.48	\$ -	\$ -	\$ -	Closed
405	145660	GM - Gallery Lighting Cntrls	\$ 218,393.61	\$ -	\$ -	\$ 218,393.61	\$ -	\$ -	\$ -	Closed
405	145680	Gilcrease: Kitchen renovation	\$ -	\$ -	\$ -	\$ -	\$ -	\$ -	\$ -	Closed
405	145690	GM - Perimeter Fence	\$ 30,595.39	\$ -	\$ -	\$ 30,595.39	\$ -	\$ -	\$ -	Closed
405	145700	GM - Public Restroom	\$ 11,553.31	\$ -	\$ -	\$ 11,553.31	\$ -	\$ -	\$ -	Closed
405	145710A	Gilcrease: Restore N Park	\$ -	\$ -	\$ -	\$ -	\$ -	\$ -	\$ -	Closed
405	145720	GM HVAC Humidification	\$ 1,078,145.54	\$ -	\$ -	\$ 1,078,145.54	\$ -	\$ -	\$ -	Closed
405	145730	Gilcrease: Chromatic Glass	\$ -	\$ -	\$ -	\$ -	\$ -	\$ -	\$ -	Closed
405	145740	GM Chilled Water Drive	\$ 155,000.00	\$ -	\$ -	\$ 155,000.00	\$ -	\$ -	\$ -	Closed
405	145750	GM HVAC Controls	\$ 400,000.00	\$ -	\$ -	\$ 400,000.00	\$ -	\$ -	\$ -	Closed
405	145760	GM - Halon Fire Suppression	\$ 632,623.06	\$ -	\$ -	\$ 632,623.06	\$ -	\$ -	\$ -	Closed
405	145770	Gilcrease: Parking Expansion	\$ -	\$ -	\$ -	\$ -	\$ -	\$ -	\$ -	Closed
405	145780	GM - Roof Replacement	\$ 1,322,531.58	\$ -	\$ -	\$ 1,322,531.58	\$ -	\$ -	\$ -	Closed
405	145790	GM - Thoms Gilcrease Roof	\$ 518,324.73	\$ -	\$ -	\$ 518,324.73	\$ -	\$ -	\$ -	Closed
405	146100	Helicopter Replacement	\$ 2,802,000.00	\$ -	\$ -	\$ 2,802,000.00	\$ -	\$ -	\$ -	Closed
405	146130	Police Capital Equipment	\$ 22,265,000.00	\$ -	\$ -	\$ 22,265,000.00	\$ -	\$ -	\$ -	Closed
405	146200	Fire - SCBA	\$ 2,600,000.00	\$ -	\$ -	\$ 2,600,000.00	\$ -	\$ -	\$ -	Closed
405	147140	Tiger & Snow Leopard Exhibit	\$ 3,165,497.09	\$ -	\$ -	\$ 3,165,497.09	\$ -	\$ -	\$ -	Closed
405	147180	Lacy Park Master Plan - Ph 1	\$ 3,600,000.00	\$ -	\$ -	\$ 3,600,000.00	\$ -	\$ -	\$ -	Closed
405	147190	Water Playgrounds	\$ 1,580,000.00	\$ -	\$ -	\$ 1,580,000.00	\$ -	\$ -	\$ -	Closed
405	147200	Rp - Pedestrian Bridge Imp	\$ 7,760,000.00	\$ -	\$ -	\$ 7,760,000.00	\$ -	\$ -	\$ -	Closed
405	193400000Z	Zoo Playground	\$ 1,451,728.18	\$ -	\$ -	\$ 1,451,728.18	\$ -	\$ -	\$ -	Closed

2020 SALES TAX

FUND 409

(2020 SALES TAX FUND)

2020 Sales Tax

Fund 409

As of: 5/31/2026

\$ 188,585,000.00 \$ 1,499,193.42 \$ 12,231,929.62 \$ 111,591,350.76 \$ 23,137,546.65 \$ 202,346.50 \$ 53,653,756.09

Fund	Project	Project Title	Revised budget	MTD Actual	YTD Actual	LTD Actual	Encumb	Committed	Balance	Status
409	2215X00001	Capital Equipment	\$ 50,750,000.00	\$ 469,907.33	\$ 5,168,980.63	\$ 50,280,092.59	\$ -	\$ -	\$ 469,907.41	Active
409	2225X00013	Fire Apparatus and Equipment	\$ 23,000,000.00	\$ 279,999.52	\$ 279,999.52	\$ 17,585,986.68	\$ 5,414,013.32	\$ -	\$ -	Active
409	2225X00014	911 Station Alert System	\$ 3,000,000.00	\$ -	\$ -	\$ 2,376,952.39	\$ 396,931.65	\$ -	\$ 226,115.96	Active
409	2225X00015	Police Helicopter Replacement	\$ 4,700,000.00	\$ -	\$ -	\$ 4,700,000.00	\$ -	\$ -	\$ -	Active
409	2225X00016	Municipal Lockup Data Storage	\$ 510,000.00	\$ -	\$ -	\$ -	\$ -	\$ -	\$ 510,000.00	Active
409	2234B00000	Greenwood Cultural Center Reha	\$ 5,340,000.00	\$ 182,023.64	\$ 316,188.24	\$ 948,177.79	\$ 2,938,729.68	\$ -	\$ 1,453,092.53	Active
409	2234B00006	CW- Public Facilities - Roofs	\$ 2,460,000.00	\$ -	\$ 345,888.57	\$ 1,410,799.72	\$ 84,470.00	\$ -	\$ 964,730.28	Active
409	2234B00007	Animal Shelter Phase II	\$ 2,080,000.00	\$ -	\$ -	\$ 98,125.10	\$ 1,981,874.90	\$ -	\$ -	Active
409	2234B00008	One Technology Center - Maint/	\$ 1,000,000.00	\$ -	\$ -	\$ 26,297.48	\$ -	\$ -	\$ 973,702.52	Active
409	2234B00024	CW - Public Facilities Rehab/R	\$ 7,000,000.00	\$ 217,990.30	\$ 612,219.12	\$ 2,190,440.63	\$ 4,774,489.83	\$ -	\$ 35,069.54	Active
409	2234B00025	ADA Imp for City Facilities	\$ 5,000,000.00	\$ -	\$ 257,819.00	\$ 424,283.06	\$ 825,277.20	\$ -	\$ 3,750,439.74	Active
409	2234B00028	Police Courts Building	\$ 1,000,000.00	\$ -	\$ -	\$ -	\$ -	\$ -	\$ 1,000,000.00	Active
409	2234B00029	600 Civic Center - Equip Reloc	\$ 200,000.00	\$ -	\$ -	\$ -	\$ -	\$ -	\$ 200,000.00	Active
409	2235X00019	Transit Fleet Replacement	\$ 18,000,000.00	\$ -	\$ 1,218,881.64	\$ 3,796,532.10	\$ -	\$ -	\$ 14,203,467.90	Active
409	2242P00030	Swan Lake Rehabilitation	\$ 1,700,000.00	\$ -	\$ -	\$ 1,683,085.90	\$ -	\$ -	\$ 16,914.10	Active
409	2242P00031	Hill Park Improvements	\$ 2,750,000.00	\$ 15,800.00	\$ 67,330.00	\$ 67,330.00	\$ 246,920.00	\$ -	\$ 2,435,750.00	Active
409	2242P00032	Mohawk Park Rehab and Renovati	\$ 1,000,000.00	\$ 19,999.14	\$ 172,366.15	\$ 175,138.15	\$ 10,359.40	\$ -	\$ 814,502.45	Active
409	2244B00009	CW - Park Facilities	\$ 10,125,000.00	\$ 5,828.32	\$ 455,887.98	\$ 4,178,710.09	\$ 1,435,614.53	\$ -	\$ 4,510,675.38	Active
409	2244B00027	ADA Imp for City Parks	\$ 3,000,000.00	\$ 52,393.00	\$ 82,667.37	\$ 140,577.37	\$ -	\$ -	\$ 2,859,422.63	Active
409	2244P00010	CW - Outdoor Park Play Ameniti	\$ 5,500,000.00	\$ 233,206.74	\$ 1,846,405.47	\$ 3,146,687.45	\$ 342,618.21	\$ 202,346.50	\$ 1,808,347.84	Active
409	2244P00011	CW - Tennis Court Rehab/Replac	\$ 4,800,000.00	\$ -	\$ 620,573.74	\$ 1,583,464.16	\$ 192,902.50	\$ -	\$ 3,023,633.34	Active
409	2244P00012	Fred Johnson Rehab	\$ 3,125,000.00	\$ 21,172.68	\$ 161,942.26	\$ 687,088.42	\$ 2,437,911.58	\$ -	\$ -	Active
409	2246S00026	Tulsa Zoo Entrance and Parking	\$ 6,000,000.00	\$ -	\$ -	\$ -	\$ 852,774.86	\$ -	\$ 5,147,225.14	Active
409	2246S00027	CW - Park System Parking Rehab	\$ 1,000,000.00	\$ -	\$ -	\$ -	\$ -	\$ -	\$ 1,000,000.00	Active
409	2258X00017	CW - Eco Devo Infrastructure	\$ 6,500,000.00	\$ -	\$ -	\$ -	\$ 109,447.81	\$ -	\$ 6,390,552.19	Active
409	2259X00018	CW - Commtty Dev Priority Proje	\$ 4,385,000.00	\$ 872.75	\$ 624,779.93	\$ 1,431,581.68	\$ 1,093,211.18	\$ -	\$ 1,860,207.14	Active
409	2234B00004	Gilcrease Museum Improvements	\$ 6,660,000.00	\$ -	\$ -	\$ 6,660,000.00	\$ -	\$ -	\$ -	Closed
409	2236S00002	Parking Facilities	\$ 8,000,000.00	\$ -	\$ -	\$ 8,000,000.00	\$ -	\$ -	\$ -	Closed

2016 VISION TULSA ECONOMIC DEVELOPMENT SALES FUND

FUND 4000

(2016 LIMITED PURPOSE TEMPORARY SALES TAX FUND)

2016 Vision ED Capital Proj

Fund 4000

As of: 5/31/2026

\$ 434,743,894.98 \$ 1,625,012.34 \$ 25,414,857.16 \$ 367,987,221.97 \$ 5,162,053.75 \$ 100,000.00 \$ 61,494,619.26

Fund	Project	Project Title	Revised budget	MTD Actual	YTD Actual	LTD Actual	Encumb	Committed	Balance	Status
4000	170000	Zink Lake and Related Improvem	\$ 21,690,000.00	\$ 4,571.91	\$ 104,307.58	\$ 21,173,081.58	\$ 516,918.42	\$ -	\$ -	Active
4000	170005	Low-Water Dam and Pedestrian B	\$ 36,644,000.00	\$ -	\$ 1,815,003.19	\$ 1,948,978.08	\$ 926,888.89	\$ -	\$ 33,768,133.03	Active
4000	170010	Turkey Mountain Urban Wilderne	\$ 2,600,000.00	\$ -	\$ -	\$ 2,600,000.00	\$ -	\$ -	\$ -	Active
4000	170015	Levee Dist #12 Rehab (Match)	\$ 5,000,000.00	\$ 2,200.00	\$ 2,200.00	\$ 2,200.00	\$ -	\$ -	\$ 4,997,800.00	Active
4000	170020	Trail E Bank 101 Cousins Park	\$ 4,000,000.00	\$ -	\$ -	\$ 2,399,980.41	\$ 1,600,019.59	\$ -	\$ -	Active
4000	170025	23rd Jackson Redevelop Study	\$ 1,000,000.00	\$ -	\$ 72,353.09	\$ 834,954.04	\$ 24,250.71	\$ -	\$ 140,795.25	Active
4000	170035	Cox Center & Dist Master Plan	\$ 14,100,000.00	\$ -	\$ -	\$ 14,100,000.00	\$ -	\$ -	\$ -	Active
4000	170060	BMX National Headquarters	\$ 5,801.19	\$ -	\$ -	\$ 5,801.19	\$ -	\$ -	\$ -	Active
4000	170065	South Mingo Corridor	\$ 1,000,000.00	\$ -	\$ -	\$ 1,000,000.00	\$ -	\$ -	\$ -	Active
4000	170075	Capital Equip (Non Pub Safety)	\$ 12,000,000.00	\$ -	\$ -	\$ 12,000,000.00	\$ -	\$ -	\$ -	Active
4000	170080ENGR	CW & Rt 66 Beaut Rvst_ENGR	\$ 2,025,000.00	\$ 25,112.57	\$ 176,066.35	\$ 376,262.59	\$ 850,302.41	\$ -	\$ 798,435.00	Active
4000	170080MOED	CW & Rt 66 Beaut Rvst_MOED	\$ 3,550,000.00	\$ -	\$ -	\$ 2,357,000.00	\$ 500,000.00	\$ -	\$ 693,000.00	Active
4000	170080PLAN	CW & Rt 66 Beaut Rvst_PLAN	\$ 2,145,093.79	\$ 14,904.06	\$ 357,897.11	\$ 1,716,070.09	\$ 47,984.25	\$ 100,000.00	\$ 281,039.45	Active
4000	170085	Peoria - Mohawk: Business Park	\$ 3,300,000.00	\$ -	\$ 1,054,930.09	\$ 3,299,999.42	\$ 0.58	\$ -	\$ -	Active
4000	170090	Public School Partnership	\$ 10,000,000.00	\$ 58,966.95	\$ 683,778.09	\$ 8,085,634.09	\$ 171,231.34	\$ -	\$ 1,743,134.57	Active
4000	170110	N Peoria Conn 56-Mohawk	\$ 3,100,000.00	\$ -	\$ -	\$ -	\$ 458,157.56	\$ -	\$ 2,641,842.44	Active
4000	170125	McCullough Park	\$ 3,060,000.00	\$ -	\$ 0.01	\$ 3,060,000.00	\$ -	\$ -	\$ -	Active
4000	170145	Tulsa Arts Commission	\$ 1,350,000.00	\$ 10,000.00	\$ 122,689.80	\$ 1,098,428.99	\$ 66,300.00	\$ -	\$ 185,271.01	Active
4000	170160	Transfer to TPEA 2017	\$ 302,604,000.00	\$ 1,509,256.85	\$ 21,025,631.85	\$ 286,358,831.49	\$ -	\$ -	\$ 16,245,168.51	Active
4000	170095	Community Health Connection	\$ 4,570,000.00	\$ -	\$ -	\$ 4,570,000.00	\$ -	\$ -	\$ -	Closed
4000	170105	Discovery Lab Site	\$ -	\$ -	\$ -	\$ -	\$ -	\$ -	\$ -	Closed
4000	170155	PAC Improvement Master Plan	\$ 1,000,000.00	\$ -	\$ -	\$ 1,000,000.00	\$ -	\$ -	\$ -	Closed

**2016 VISION ADVANCE FUNDED
REVENUE BOND FUND**

FUND 4001

(2016 ADVANCE FUNDED BOND FUND)

2017 Vision ED Issue 1

Fund 4001

As of: 5/31/2026

\$ 118,475,000.00 \$ - \$ 118,475,000.00 \$ 4,121.64 \$ 534,655.74 \$ 117,928,789.49 \$ 447,549.89 \$ - \$ 98,660.62

Fund	Project	Project Title	Orig Budget	Transfers	Revised budget	MTD Actual	YTD Actual	LTD Actual	Encumb	Committed	Balance	Status
4001	170000	Zink Lake and Related Improve	28,425,000.00	(4,000,000.00)	24,425,000.00	-	8,411.01	24,357,385.75	67,614.25	-	-	Active
4001	170030	Gilcrease Museum Expansion	10,000,000.00	(9,000,000.00)	1,000,000.00	-	-	1,000,000.00	-	-	-	Active
4001	170035	Cox Center & Dist Master Plan	7,250,000.00	6,000,000.00	13,250,000.00	-	-	13,144,135.27	105,864.73	-	-	Active
4001	170045	Airport Infrastructure	9,100,000.00	-	9,100,000.00	-	-	8,886,530.80	213,469.20	-	-	Active
4001	170060	BMX National Headquarters	1,350,000.00	-	1,350,000.00	-	-	1,350,000.00	-	-	-	Active
4001	170065	South Mingo Corridor	14,000,000.00	(3,000,000.00)	11,000,000.00	4,121.64	526,244.73	10,939,398.29	60,601.71	-	-	Active
4001	170070	Public School Safety First	5,000,000.00	-	5,000,000.00	-	-	5,000,000.00	-	-	-	Active
4001	170110	N Peoria Conn 56-Mohawk	900,000.00	-	900,000.00	-	-	900,000.00	-	-	-	Active
4001	170130	Mohawk Sports Complex	3,500,000.00	-	3,500,000.00	-	-	3,475,000.00	-	-	25,000.00	Active
4001	170140	Rt 66 Village Train Depot	400,000.00	-	400,000.00	-	-	400,000.00	-	-	-	Active
4001	170150A	2017 Vision ED Issue Costs_1	300,000.00	-	300,000.00	-	-	226,339.38	-	-	73,660.62	Active
4001	170040	Tulsa Fairgrounds	17,500,000.00	8,825,000.00	26,325,000.00	-	-	26,325,000.00	-	-	-	Closed
4001	170055	Langston Health Complex Exp	1,800,000.00	-	1,800,000.00	-	-	1,800,000.00	-	-	-	Closed
4001	170095	Community Health Connection	5,405,000.00	-	5,405,000.00	-	-	5,405,000.00	-	-	-	Closed
4001	170100	Air National Guard Training Ce	1,500,000.00	7,900,000.00	9,400,000.00	-	-	9,400,000.00	-	-	-	Closed
4001	170115	TCC Career Placement	5,320,000.00	-	5,320,000.00	-	-	5,320,000.00	-	-	-	Closed
4001	170120	UCAT Auth OSU Tulsa	3,600,000.00	(3,600,000.00)	-	-	-	-	-	-	-	Closed
4001	170135	Go Plan Priority Projects	3,125,000.00	(3,125,000.00)	-	-	-	-	-	-	-	Closed

**2016 VISION ADVANCE FUNDED
REVENUE BOND FUND**

FUND 4003

(2016 ADVANCE FUNDED BOND FUND)

2017 Vision Ed Issue 2

Fund 4003

As of: 5/31/2026

\$ 54,585,000.00 \$ 63,515,000.00 \$ 118,100,000.00 \$ - \$ 53,266.67 \$ 117,173,315.56 \$ 700,898.00 \$ - \$ 225,786.44

Fund	Project	Project Title	Orig Budget	Transfers	Revised budget	MTD Actual	YTD Actual	LTD Actual	Encumb	Committed	Balance	Status
4003	170000	Zink Lake and Related Improvem	\$ 16,885,000.00	\$ -	\$ 16,885,000.00	\$ -	\$ -	\$ 16,885,000.00	\$ -	\$ -	\$ -	Active
4003	170005	Low-Water Dam and Pedestrian B	\$ -	\$ -	\$ -	\$ -	\$ -	\$ -	\$ -	\$ -	\$ -	Active
4003	170010	Turkey Mountain Urban Wilderne	\$ 5,000,000.00	\$ -	\$ 5,000,000.00	\$ -	\$ -	\$ 5,000,000.00	\$ -	\$ -	\$ -	Active
4003	170030	Gilcrease Museum Expansion	\$ -	\$ 6,000,000.00	\$ 6,000,000.00	\$ -	\$ -	\$ 6,000,000.00	\$ -	\$ -	\$ -	Active
4003	170035	Cox Center & Dist Master Plan	\$ 27,650,000.00	\$ -	\$ 27,650,000.00	\$ -	\$ -	\$ 27,301,956.98	\$ 348,043.02	\$ -	\$ -	Active
4003	170045	Airport Infrastructure	\$ -	\$ 9,100,000.00	\$ 9,100,000.00	\$ -	\$ -	\$ 9,100,000.00	\$ -	\$ -	\$ -	Active
4003	170050	Tulsa Zoo & Living Museum	\$ 3,000,000.00	\$ -	\$ 3,000,000.00	\$ -	\$ -	\$ 3,000,000.00	\$ (831.76)	\$ -	\$ 831.76	Active
4003	170060	BMX National Headquarters	\$ -	\$ 13,650,000.00	\$ 13,650,000.00	\$ -	\$ -	\$ 13,458,874.23	\$ -	\$ -	\$ 191,125.77	Active
4003	170070	Public School Safety First	\$ 4,750,000.00	\$ -	\$ 4,750,000.00	\$ -	\$ -	\$ 4,671,559.38	\$ 78,440.62	\$ -	\$ -	Active
4003	170085	Peoria - Mohawk: Business Park	\$ -	\$ 2,500,000.00	\$ 2,500,000.00	\$ -	\$ -	\$ 2,500,000.00	\$ -	\$ -	\$ -	Active
4003	170110	N Peoria Conn 56-Mohawk	\$ -	\$ 3,000,000.00	\$ 3,000,000.00	\$ -	\$ 48,604.60	\$ 2,724,753.88	\$ 275,246.12	\$ -	\$ -	Active
4003	170125	McCullough Park	\$ -	\$ 540,000.00	\$ 540,000.00	\$ -	\$ -	\$ 540,000.00	\$ -	\$ -	\$ -	Active
4003	170140	Rt 66 Village Train Depot	\$ -	\$ 2,600,000.00	\$ 2,600,000.00	\$ -	\$ 4,662.07	\$ 2,600,000.00	\$ -	\$ -	\$ -	Active
4003	170150B	2017 Vision ED Issue Bond Cost	\$ 300,000.00	\$ -	\$ 300,000.00	\$ -	\$ -	\$ 266,171.09	\$ -	\$ -	\$ 33,828.91	Active
4003	170040	Tulsa Fairgrounds	\$ -	\$ 3,675,000.00	\$ 3,675,000.00	\$ -	\$ -	\$ 3,675,000.00	\$ -	\$ -	\$ -	Closed
4003	170055	Langston Health Complex Exp	\$ (3,000,000.00)	\$ 14,450,000.00	\$ 11,450,000.00	\$ -	\$ -	\$ 11,450,000.00	\$ -	\$ -	\$ -	Closed
4003	170105	Discovery Lab Site	\$ -	\$ 8,000,000.00	\$ 8,000,000.00	\$ -	\$ -	\$ 8,000,000.00	\$ -	\$ -	\$ -	Closed

**2016 VISION ADVANCE FUNDED
REVENUE BOND FUND**

FUND 4004

(2016 ADVANCE FUNDED BOND FUND)

2017 Vision Ed Issue 3

Fund 4004

As of: 5/31/2026

\$ 114,025,000.00 \$ - \$ 114,025,000.00 \$ 160,105.56 \$ 3,367,549.67 \$ 107,298,773.60 \$ 1,490,796.89 \$ - \$ 5,235,429.51

Fund	Project	Project Title	Orig Budget	Transfers	Revised budget	MTD Actual	YTD Actual	LTD Actual	Encumb	Committed	Balance	Status
4004	170005	Low-Water Dam and Pedestrian B	\$ 2,800,000.00	\$ -	\$ 2,800,000.00	\$ 160,105.56	\$ 185,387.28	\$ 1,532,178.40	\$ 13,912.72	\$ -	\$ 1,253,908.88	Active
4004	170030	Gilcrease Museum Expansion	\$ 58,000,000.00	\$ -	\$ 58,000,000.00	\$ -	\$ -	\$ 57,965,837.83	\$ 34,162.17	\$ -	\$ -	Active
4004	170045	Airport Infrastructure	\$ 9,100,000.00	\$ -	\$ 9,100,000.00	\$ -	\$ 920,250.00	\$ 4,725,933.39	\$ 404,234.00	\$ -	\$ 3,969,832.61	Active
4004	170050	Tulsa Zoo & Living Museum	\$ 22,000,000.00	\$ -	\$ 22,000,000.00	\$ -	\$ -	\$ 21,979,755.86	\$ (1,512.00)	\$ -	\$ 21,756.14	Active
4004	170060	BMX National Headquarters	\$ 3,600,000.00	\$ -	\$ 3,600,000.00	\$ -	\$ -	\$ 3,600,000.00	\$ -	\$ -	\$ -	Active
4004	170065	South Mingo Corridor	\$ 3,000,000.00	\$ -	\$ 3,000,000.00	\$ -	\$ 2,259,273.14	\$ 3,000,000.00	\$ -	\$ -	\$ -	Active
4004	170070	Public School Safety First	\$ 4,750,000.00	\$ -	\$ 4,750,000.00	\$ -	\$ 2,639.25	\$ 3,918,321.16	\$ 900,000.00	\$ -	\$ (68,321.16)	Active
4004	170080MOED	CW & Rt 66 Beaut Reinvestment_	\$ 150,000.00	\$ -	\$ 150,000.00	\$ -	\$ -	\$ -	\$ 140,000.00	\$ -	\$ 10,000.00	Active
4004	170085	Peoria - Mohawk Business Park	\$ 4,200,000.00	\$ -	\$ 4,200,000.00	\$ -	\$ -	\$ 4,200,000.00	\$ -	\$ -	\$ -	Active
4004	170150C	2017 Vision ED Issue Bond Cost	\$ 300,000.00	\$ -	\$ 300,000.00	\$ -	\$ -	\$ 251,746.96	\$ -	\$ -	\$ 48,253.04	Active
4004	170055	Langston Health Complex Exp	\$ 3,000,000.00	\$ -	\$ 3,000,000.00	\$ -	\$ -	\$ 3,000,000.00	\$ -	\$ -	\$ -	Closed
4004	170135	Go Plan Priority Projects	\$ 3,125,000.00	\$ -	\$ 3,125,000.00	\$ -	\$ -	\$ 3,125,000.00	\$ -	\$ -	\$ -	Closed

2014 GO BOND FUNDS

FUND 4270~4277 COMBINED

(2014 GENERAL OBLIGATION BOND FUNDS)

2014 GO Bond

Fund 427

As of: 5/31/2026

\$ 355,000,000.00 \$ 2,298,922.60 \$ 15,703,711.02 \$ 300,762,007.20 \$ 25,382,122.77 \$ - \$ 28,855,870.03

Fund	Project	Project Title	Revised budget	MTD Actual	YTD Actual	LTD Actual	Encumb	Committed	Balance	Status
4270	144000	Bond Issuance Costs	\$ 20,000.00	\$ -	\$ -	\$ 20,000.00	\$ -	\$ -	\$ -	Active
4271	144000	Bond Issuance Costs	\$ 79,999.78	\$ -	\$ -	\$ 79,999.78	\$ -	\$ -	\$ -	Active
4272	144000	Bond Issuance Costs	\$ 150,000.00	\$ -	\$ -	\$ 150,000.00	\$ -	\$ -	\$ -	Active
4273	144000	Bond Issuance Costs	\$ 150,000.00	\$ -	\$ -	\$ 150,000.00	\$ -	\$ -	\$ -	Active
4274	144000	Bond Issuance Costs	\$ 132,000.00	\$ -	\$ -	\$ 132,000.00	\$ -	\$ -	\$ -	Active
4275	144000	Bond Issuance Costs	\$ 48,000.00	\$ -	\$ -	\$ 48,000.00	\$ -	\$ -	\$ -	Active
4276	144000	Bond Issuance Cost	\$ 25,000.00	\$ -	\$ -	\$ 25,000.00	\$ -	\$ -	\$ -	Active
4277	144000	Bond Issuance Cost	\$ 20,000.00	\$ -	\$ -	\$ 20,000.00	\$ -	\$ -	\$ -	Active
4278	144000	Bond Issuance Costs	\$ 40,000.00	\$ -	\$ -	\$ 40,000.00	\$ -	\$ -	\$ -	Active
4270	144015	Citywide Nonarterial Reh&Re	\$ 200,000.00	\$ -	\$ -	\$ 200,000.00	\$ -	\$ -	\$ -	Active
4271	144015	Citywide Nonarterial Reh&Re	\$ 400,000.00	\$ -	\$ -	\$ 400,000.00	\$ -	\$ -	\$ -	Active
4272	144015	Citywide Nonarterial Reh&Re	\$ 569,392.95	\$ -	\$ 28,612.34	\$ 568,612.34	\$ 780.61	\$ -	\$ -	Active
4273	144015	Citywide Nonarterial Reh&Re	\$ 1,036,003.89	\$ -	\$ 2,921.28	\$ 542,871.28	\$ 1,102.15	\$ -	\$ 492,030.46	Active
4274	144015	Citywide Nonarterial Reh&Re	\$ 1,865,556.35	\$ -	\$ 36,113.41	\$ 970,045.98	\$ 92,713.99	\$ -	\$ 802,796.38	Active
4270	144021	Citywide-Nonarterial Rt&Pv M	\$ 2,075,594.67	\$ -	\$ -	\$ 1,942,455.03	\$ 133,139.64	\$ -	\$ -	Active
4271	144021	Citywide-Nonarterial Rt&Pv M	\$ 9,046,470.53	\$ -	\$ -	\$ 9,000,000.00	\$ 46,470.53	\$ -	\$ -	Active
4272	144021	Citywide-Nonarterial Rt&Pv M	\$ 16,880,000.00	\$ -	\$ -	\$ 16,880,000.00	\$ -	\$ -	\$ -	Active
4273	144021	Citywide-Nonarterial Rt&Pv M	\$ 22,959,914.34	\$ -	\$ -	\$ 22,959,626.84	\$ 287.50	\$ -	\$ -	Active
4274	144021	Citywide-Nonarterial Rt&Pv M	\$ 1,340,000.00	\$ -	\$ -	\$ 1,340,000.00	\$ -	\$ -	\$ -	Active
4270	144093	Citywide Matching Funds	\$ 250,000.00	\$ -	\$ -	\$ 250,000.00	\$ -	\$ -	\$ -	Active
4271	144093	Citywide Matching Funds	\$ 450,000.00	\$ -	\$ -	\$ 450,000.00	\$ -	\$ -	\$ -	Active
4272	144093	Citywide Matching Funds	\$ 650,000.00	\$ -	\$ -	\$ 650,000.00	\$ -	\$ -	\$ -	Active
4273	144093	Citywide Matching Funds	\$ 1,753,170.00	\$ -	\$ -	\$ 1,738,203.51	\$ 14,966.49	\$ -	\$ -	Active
4271	144094	ODOT Rehab & Replacement	\$ 1,640,000.00	\$ -	\$ -	\$ 1,630,372.20	\$ 9,627.80	\$ -	\$ -	Active
4272	144094	ODOT Rehab & Replacement	\$ 1,640,000.00	\$ -	\$ -	\$ 1,640,000.00	\$ -	\$ -	\$ -	Active
4273	144094	ODOT Rehab & Replacement	\$ 1,640,000.00	\$ -	\$ -	\$ 1,640,000.00	\$ -	\$ -	\$ -	Active
4274	144094	ODOT Rehab & Replacement	\$ 3,280,000.00	\$ -	\$ 1,299,383.82	\$ 2,597,384.29	\$ 682,615.71	\$ -	\$ -	Active
4270	144106	Maintenance Zone 1006	\$ 385,556.47	\$ -	\$ -	\$ 385,556.47	\$ -	\$ -	\$ -	Active
4272	144106	Maintenance Zone 1006	\$ 2,008,802.62	\$ -	\$ -	\$ 2,008,802.62	\$ -	\$ -	\$ -	Active
4274	144106	Maintenance Zone 1006	\$ -	\$ -	\$ -	\$ -	\$ -	\$ -	\$ -	Active
4271	144111	Maintenance Zone 1001	\$ 830,000.00	\$ -	\$ -	\$ 822,334.73	\$ -	\$ -	\$ 7,665.27	Active
4273	144111	Maintenance Zone 1001	\$ -	\$ -	\$ -	\$ -	\$ -	\$ -	\$ -	Active
4274	144111	Maintenance Zone 1001	\$ 7,445,000.00	\$ -	\$ -	\$ 7,320,004.68	\$ (25,507.78)	\$ -	\$ 150,503.10	Active
4270	144153	Maintenance Zone 1153	\$ 410,000.00	\$ -	\$ 2,120.58	\$ 408,652.08	\$ -	\$ -	\$ 1,347.92	Active
4272	144153	Maintenance Zone 1153	\$ -	\$ -	\$ -	\$ -	\$ -	\$ -	\$ -	Active
4274	144153	Maintenance Zone 1153	\$ 1,243,000.00	\$ -	\$ -	\$ 1,243,000.00	\$ -	\$ -	\$ -	Active
4275	144153	Maintenance Zone 1153	\$ 2,367,000.00	\$ -	\$ -	\$ 2,366,707.94	\$ -	\$ -	\$ 292.06	Active
4272	144168	Maintenance Zone 1068	\$ 400,000.00	\$ 285.36	\$ 285.36	\$ 358,121.97	\$ -	\$ -	\$ 41,878.03	Active
4275	144168	Maintenance Zone 1068	\$ 3,200,000.00	\$ -	\$ 3,099.99	\$ 1,121,246.72	\$ 1,298,973.20	\$ -	\$ 779,780.08	Active
4271	144199	Maintenance Zone 1099	\$ 320,000.00	\$ -	\$ -	\$ 316,395.78	\$ -	\$ -	\$ 3,604.22	Active
4274	144199	Maintenance Zone 1099	\$ 2,800,000.00	\$ -	\$ -	\$ 2,421,051.92	\$ -	\$ -	\$ 378,948.08	Active
4271	144200	Architect and Engineering Serv	\$ 330,000.00	\$ -	\$ -	\$ 330,000.00	\$ -	\$ -	\$ -	Active
4274	144200	36 St: N MLK - Peoria Ave	\$ 2,919,920.00	\$ -	\$ -	\$ 2,919,920.00	\$ -	\$ -	\$ -	Active
4272	144202	Apachee: Peoria - Lewis Ave	\$ 300,000.00	\$ -	\$ -	\$ 300,000.00	\$ -	\$ -	\$ -	Active

2014 GO Bond

Fund 427

As of: 5/31/2026

\$ 355,000,000.00 \$ 2,298,922.60 \$ 15,703,711.02 \$ 300,762,007.20 \$ 25,382,122.77 \$ - \$ 28,855,870.03

Fund	Project	Project Title	Revised budget	MTD Actual	YTD Actual	LTD Actual	Encumb	Committed	Balance	Status
4275	144202	Apache: Peoria - Lewis Ave	\$ 2,365,000.00	\$ 84,096.31	\$ 1,369,293.51	\$ 2,152,209.16	\$ 14,816.70	\$ -	\$ 197,974.14	Active
4270	144204	S33rd W: 41st St to 51st St	\$ 275,000.00	\$ -	\$ -	\$ 275,000.00	\$ -	\$ -	\$ -	Active
4271	144204	S33rd W: 41st St to 51st St	\$ 1,672,426.47	\$ -	\$ -	\$ 1,672,426.47	\$ -	\$ -	\$ -	Active
4270	144205	Apache St: Lewis To Harvard	\$ 210,000.00	\$ -	\$ -	\$ 210,000.00	\$ -	\$ -	\$ -	Active
4274	144205	Apache St: Lewis To Harvard	\$ 1,504,705.50	\$ -	\$ -	\$ 1,504,705.50	\$ -	\$ -	\$ -	Active
4272	144207	11Th St: Lewis Ave - Harvard	\$ 200,000.00	\$ -	\$ -	\$ 200,000.00	\$ -	\$ -	\$ -	Active
4277	144207	11th St - Lewis Ave to Harvard	\$ 1,970,000.00	\$ -	\$ 1,005,923.25	\$ 1,970,000.00	\$ -	\$ -	\$ -	Active
4273	144213	91st Harvard - Yale	\$ 285,000.00	\$ 4,306.06	\$ 4,991.68	\$ 237,593.69	\$ 47,406.31	\$ -	\$ -	Active
4277	144213	91st Harvard - Yale	\$ 50,000.00	\$ -	\$ -	\$ -	\$ 50,000.00	\$ -	\$ -	Active
4278	144213	91st Harvard - Yale	\$ 2,505,000.00	\$ -	\$ -	\$ -	\$ 2,505,000.00	\$ -	\$ -	Active
4272	144215	Peoria: 41St St - 51St St.	\$ 300,000.00	\$ -	\$ -	\$ 300,000.00	\$ -	\$ -	\$ -	Active
4275	144215	Peoria: 41st - 51st	\$ 2,885,000.00	\$ -	\$ 4,880.00	\$ 2,885,000.00	\$ -	\$ -	\$ -	Active
4270	144216	41st St: Lewis to Harvard	\$ 275,000.00	\$ -	\$ -	\$ 275,000.00	\$ -	\$ -	\$ -	Active
4271	144216	41st St: Lewis to Harvard	\$ 2,455,000.00	\$ -	\$ -	\$ 2,446,437.50	\$ -	\$ -	\$ 8,562.50	Active
4270	144217	Apache & Harvard Intersectio	\$ 197,740.00	\$ -	\$ -	\$ 197,740.00	\$ -	\$ -	\$ -	Active
4273	144217	Apache & Harvard Intersect	\$ 785,000.00	\$ -	\$ -	\$ 775,000.00	\$ -	\$ -	\$ 10,000.00	Active
4274	144217	Apache & Harvard INTERSCTN	\$ 880,980.76	\$ -	\$ -	\$ 880,980.76	\$ -	\$ -	\$ -	Active
4270	144225	Maintenance Zone 2125	\$ 264,462.36	\$ -	\$ -	\$ 264,462.36	\$ -	\$ -	\$ -	Active
4273	144225	Maintenance Zone 2125	\$ 2,262,500.00	\$ -	\$ -	\$ 2,262,500.00	\$ -	\$ -	\$ -	Active
4270	144309	Citywide - Arterial Rehab	\$ 278,145.77	\$ -	\$ 9,250.00	\$ 242,348.27	\$ 35,797.50	\$ -	\$ -	Active
4271	144309	Citywide - Arterial Rehab	\$ 5,167,771.27	\$ -	\$ 23,158.51	\$ 5,146,531.86	\$ 21,239.41	\$ -	\$ -	Active
4272	144309	Citywide - Arterial Rehab	\$ 5,272,816.58	\$ 228.46	\$ 491,273.68	\$ 5,157,917.76	\$ 6,329.38	\$ -	\$ 108,569.44	Active
4273	144309	Citywide - Arterial Rehab	\$ 1,563,399.06	\$ -	\$ 369,057.34	\$ 1,563,399.06	\$ -	\$ -	\$ -	Active
4274	144309	Citywide - Arterial Rehab	\$ 2,817,875.99	\$ -	\$ 717,289.70	\$ 2,111,973.67	\$ 705,902.32	\$ -	\$ -	Active
4271	144310	Maintenance Zone 3010	\$ 724,283.12	\$ -	\$ -	\$ 724,283.12	\$ -	\$ -	\$ -	Active
4274	144310	Maintenance Zone 3010	\$ 145,714.88	\$ 998.93	\$ 21,510.29	\$ 145,236.12	\$ 69.26	\$ -	\$ 409.50	Active
4276	144310	Maintenance Zone 3010	\$ 7,060,000.00	\$ -	\$ 475,117.38	\$ 4,775,645.69	\$ -	\$ -	\$ 2,284,354.31	Active
4272	144311	Maintenance Zone 3011	\$ 970,762.05	\$ -	\$ -	\$ 970,762.05	\$ -	\$ -	\$ -	Active
4274	144311	Maintenance Zone 3011	\$ 8,485,000.00	\$ -	\$ -	\$ 6,962,932.59	\$ -	\$ -	\$ 1,522,067.41	Active
4273	144317	Maintenance Zone 3017	\$ 750,000.00	\$ -	\$ 7,576.36	\$ 723,299.23	\$ 14,338.78	\$ -	\$ 12,361.99	Active
4278	144317	Maintenance Zone 3017	\$ 5,050,000.00	\$ 772,682.07	\$ 1,262,274.24	\$ 1,278,835.81	\$ 312,099.47	\$ -	\$ 3,459,064.72	Active
4272	144320	Maintenance Zone 3020	\$ 480,000.00	\$ 31,872.31	\$ 37,168.17	\$ 440,448.17	\$ 38,848.67	\$ -	\$ 703.16	Active
4274	144320	Maintenance Zone 3020	\$ 4,020,000.00	\$ 97,614.05	\$ 222,864.96	\$ 292,205.11	\$ 1,736,176.69	\$ -	\$ 1,991,618.20	Active
4270	144413	Maintenance Zone 4013	\$ 535,058.95	\$ -	\$ -	\$ 535,058.95	\$ -	\$ -	\$ -	Active
4272	144413	Maintenance Zone 4013	\$ -	\$ -	\$ -	\$ -	\$ -	\$ -	\$ -	Active
4277	144413	Maintenance Zone 4013	\$ 5,990,000.00	\$ 748,835.81	\$ 2,086,859.30	\$ 2,580,037.73	\$ 3,409,962.27	\$ -	\$ -	Active
4272	144421	Maintenance Zone 4021	\$ 375,000.00	\$ -	\$ -	\$ 365,730.00	\$ -	\$ -	\$ 9,270.00	Active
4275	144421	Maintenance Zone 4021	\$ 3,280,000.00	\$ -	\$ -	\$ 2,864,082.65	\$ 1,143.68	\$ -	\$ 414,773.67	Active
4271	144431	Maintenance Zone 4031	\$ 1,164,794.00	\$ -	\$ -	\$ 1,164,794.00	\$ -	\$ -	\$ -	Active
4274	144431	Maintenance Zone 4031	\$ 10,164,904.22	\$ -	\$ -	\$ 10,164,904.22	\$ -	\$ -	\$ -	Active
4273	144452	Maintenance Zone 4152	\$ 600,000.00	\$ -	\$ 44,486.33	\$ 476,027.27	\$ 38,384.17	\$ -	\$ 85,588.56	Active
4278	144452	Maintenance Zone 4152	\$ 3,895,000.00	\$ -	\$ -	\$ -	\$ -	\$ -	\$ 3,895,000.00	Active
4270	144467	Maintenance Zone 4067	\$ 485,000.00	\$ -	\$ -	\$ 485,000.00	\$ -	\$ -	\$ -	Active
4273	144467	Maintenance Zone 4067	\$ 4,370,000.00	\$ -	\$ 227,367.01	\$ 4,362,424.21	\$ -	\$ -	\$ 7,575.79	Active

2014 GO Bond

Fund 427

As of: 5/31/2026

\$ 355,000,000.00 \$ 2,298,922.60 \$ 15,703,711.02 \$ 300,762,007.20 \$ 25,382,122.77 \$ - \$ 28,855,870.03

Fund	Project	Project Title	Revised budget	MTD Actual	YTD Actual	LTD Actual	Encumb	Committed	Balance	Status
4272	144546	Maintenance Zone 5046	\$ 600,000.00	\$ -	\$ -	\$ 600,000.00	\$ -	\$ -	\$ -	Active
4278	144546	Maintenance Zone 5046	\$ 5,410,000.00	\$ -	\$ 2,258,217.17	\$ 2,537,564.39	\$ 1,319,598.55	\$ -	\$ 1,552,837.06	Active
4272	144547	Maintenance Zone 5047	\$ 1,100,000.00	\$ -	\$ -	\$ 1,080,381.33	\$ -	\$ -	\$ 19,618.67	Active
4274	144547	Maintenance Zone 5047	\$ 2,905,000.00	\$ 194.83	\$ 2,776.74	\$ 2,675,593.63	\$ 21,742.96	\$ -	\$ 207,663.41	Active
4275	144547	Maintenance Zone 5047	\$ 6,465,000.00	\$ -	\$ -	\$ 3,757,349.99	\$ -	\$ -	\$ 2,707,650.01	Active
4271	144628	Maintenance Zone 6028	\$ 75,714.88	\$ 12,581.44	\$ 32,095.53	\$ 75,714.88	\$ -	\$ -	\$ -	Active
4273	144628	Maintenance Zone 6028	\$ 1,000,000.00	\$ 13,884.49	\$ 13,884.49	\$ 1,000,000.00	\$ -	\$ -	\$ -	Active
4274	144628	Maintenance Zone 6028	\$ 6,984,285.12	\$ 394,445.71	\$ 1,511,661.13	\$ 5,096,537.46	\$ 623,566.64	\$ -	\$ 1,264,181.02	Active
4270	144642	Maintenance Zone 6142	\$ 100,000.00	\$ -	\$ -	\$ 100,000.00	\$ -	\$ -	\$ -	Active
4271	144642	Maintenance Zone 6142	\$ 800,000.00	\$ 5,757.42	\$ 8,407.72	\$ 788,707.72	\$ 11,292.28	\$ -	\$ -	Active
4270	144645	Maintenance Zone 6145	\$ 265,000.00	\$ -	\$ -	\$ 265,000.00	\$ -	\$ -	\$ -	Active
4273	144645	Maintenance Zone 6145	\$ 2,375,000.00	\$ -	\$ -	\$ 2,329,034.10	\$ -	\$ -	\$ 45,965.90	Active
4272	144740	Maintenance Zone 7040	\$ 349,845.00	\$ -	\$ -	\$ 349,845.00	\$ -	\$ -	\$ -	Active
4274	144740	Maintenance Zone 7040	\$ 2,925,000.00	\$ -	\$ -	\$ 2,875,000.00	\$ -	\$ -	\$ 50,000.00	Active
4273	144754	Maintenance Zone 7054	\$ 1,000,000.00	\$ 3,740.00	\$ 152,101.48	\$ 936,673.06	\$ 63,326.94	\$ -	\$ -	Active
4278	144754	Maintenance Zone 7054	\$ 7,635,000.00	\$ -	\$ -	\$ -	\$ 7,286,791.37	\$ -	\$ 348,208.63	Active
4270	144857	Maintenance Zone 8057	\$ 275,000.00	\$ -	\$ -	\$ 275,000.00	\$ -	\$ -	\$ -	Active
4273	144857	Maintenance Zone 8057	\$ 1,453,081.00	\$ -	\$ -	\$ 1,453,081.00	\$ -	\$ -	\$ -	Active
4274	144857	Maintenance Zone 8057	\$ 841,919.00	\$ -	\$ -	\$ 415,001.81	\$ -	\$ -	\$ 426,917.19	Active
4273	144863	Maintenance Zone 8063	\$ 800,000.00	\$ 807.55	\$ 1,070.95	\$ 775,793.01	\$ 24,206.99	\$ -	\$ -	Active
4275	144863	Maintenance Zone 8063	\$ 5,820,000.00	\$ 2,282.45	\$ 1,395,921.03	\$ 4,186,324.97	\$ 1,135,289.26	\$ -	\$ 498,385.77	Active
4270	144944	Maintenance Zone 9044	\$ 344,695.90	\$ -	\$ -	\$ 344,695.90	\$ -	\$ -	\$ -	Active
4273	144944	Maintenance Zone 9044	\$ 2,295,000.00	\$ -	\$ -	\$ 2,295,000.00	\$ -	\$ -	\$ -	Active
4274	144944	Maintenance Zone 9044	\$ 1,270,831.97	\$ -	\$ -	\$ 1,270,831.97	\$ -	\$ -	\$ -	Active
4273	144949	Maintenance Zone 9049	\$ 1,200,000.00	\$ -	\$ 351,015.69	\$ 1,172,641.12	\$ 27,358.88	\$ -	\$ -	Active
4278	144949	Maintenance Zone 9049	\$ 8,795,000.00	\$ 124,309.35	\$ 223,680.60	\$ 223,680.60	\$ 3,676,264.45	\$ -	\$ 4,895,054.95	Active
4272	144950	Maintenance Zone 9050	\$ 350,000.00	\$ -	\$ -	\$ 349,225.28	\$ -	\$ -	\$ 774.72	Active
4275	144950	Maintenance Zone 9050	\$ 2,625,000.00	\$ -	\$ -	\$ 2,625,000.00	\$ -	\$ -	\$ -	Active
4272	144951	Maintenance Zone 9051	\$ 160,000.00	\$ -	\$ -	\$ 154,936.84	\$ -	\$ -	\$ 5,063.16	Active
4274	144951	Maintenance Zone 9051	\$ 1,390,000.00	\$ -	\$ -	\$ 1,223,189.45	\$ -	\$ -	\$ 166,810.55	Active
4271	144016	Citywide Non-Art Sidewalks	\$ 100,000.00	\$ -	\$ -	\$ 100,000.00	\$ -	\$ -	\$ -	Closed
4272	144016	Citywide Non-Art Sidewalks	\$ 300,000.00	\$ -	\$ -	\$ 300,000.00	\$ -	\$ -	\$ -	Closed
4273	144016	Citywide Non-Art Sidewalks	\$ 100,000.00	\$ -	\$ -	\$ 100,000.00	\$ -	\$ -	\$ -	Closed
4270	144020	Citywide-Arterial Rt&Pv Main	\$ 355,000.00	\$ -	\$ -	\$ 355,000.00	\$ -	\$ -	\$ -	Closed
4271	144020	Citywide-Arterial Rt&Pv Main	\$ 3,745,000.00	\$ -	\$ -	\$ 3,745,000.00	\$ -	\$ -	\$ -	Closed
4272	144020	Citywide-Arterial Rt&Pv Main	\$ 6,260,000.00	\$ -	\$ -	\$ 6,260,000.00	\$ -	\$ -	\$ -	Closed
4273	144020	Citywide-Arterial Rt&Pv Main	\$ 11,807,489.89	\$ -	\$ -	\$ 11,807,489.89	\$ -	\$ -	\$ -	Closed
4270	144060	Bridge189 - 4700 N. Iroquois	\$ 11,321.19	\$ -	\$ -	\$ 11,321.19	\$ -	\$ -	\$ -	Closed
4271	144060	Bridge189 - 4700 N. Iroquois	\$ 180,000.00	\$ -	\$ -	\$ 180,000.00	\$ -	\$ -	\$ -	Closed
4270	144061	Bridge298 - 2100 E. 61St St	\$ 66,650.26	\$ -	\$ -	\$ 66,650.26	\$ -	\$ -	\$ -	Closed
4271	144061	Bridge298 - 2100 E. 61St St.	\$ 543,739.50	\$ -	\$ -	\$ 543,739.50	\$ -	\$ -	\$ -	Closed
4270	144062	Bridge323B - 12000 E. 21St	\$ 10,000.00	\$ -	\$ -	\$ 10,000.00	\$ -	\$ -	\$ -	Closed
4272	144062	Bridge323B - 12000 E. 21St	\$ 50,000.00	\$ -	\$ -	\$ 50,000.00	\$ -	\$ -	\$ -	Closed
4270	144107	Maintenance Zone 1007	\$ 55,000.00	\$ -	\$ -	\$ 55,000.00	\$ -	\$ -	\$ -	Closed

2014 GO Bond

Fund 427

As of: 5/31/2026

\$ 355,000,000.00 \$ 2,298,922.60 \$ 15,703,711.02 \$ 300,762,007.20 \$ 25,382,122.77 \$ - \$ 28,855,870.03

Fund	Project	Project Title	Revised budget	MTD Actual	YTD Actual	LTD Actual	Encumb	Committed	Balance	Status
4271	144107	Maintenance Zone 1007	\$ 475,000.00	\$ -	\$ -	\$ 475,000.00	\$ -	\$ -	\$ -	Closed
4271	144110	Citywide-Arterial Sidewalks	\$ 300,000.00	\$ -	\$ -	\$ 300,000.00	\$ -	\$ -	\$ -	Closed
4272	144110	Citywide-Arterial Sidewalks	\$ 900,000.00	\$ -	\$ -	\$ 900,000.00	\$ -	\$ -	\$ -	Closed
4273	144110	Citywide-Arterial Sidewalks	\$ 300,000.00	\$ -	\$ -	\$ 300,000.00	\$ -	\$ -	\$ -	Closed
4270	144157	Maintenance Zone 1157	\$ 419,944.69	\$ -	\$ -	\$ 419,944.69	\$ -	\$ -	\$ -	Closed
4272	144157	Maintenance Zone 1157	\$ 3,192,879.00	\$ -	\$ -	\$ 3,192,879.00	\$ -	\$ -	\$ -	Closed
4271	144158	Maintenance Zone 1157	\$ 211,448.65	\$ -	\$ -	\$ 211,448.65	\$ -	\$ -	\$ -	Closed
4273	144158	Maintenance Zone 1157	\$ 2,107,199.83	\$ -	\$ -	\$ 2,107,199.83	\$ -	\$ -	\$ -	Closed
4270	144173	Maintenance Zone 1073	\$ 54,000.00	\$ -	\$ -	\$ 54,000.00	\$ -	\$ -	\$ -	Closed
4271	144173	Maintenance Zone 1073	\$ 404,552.85	\$ -	\$ -	\$ 404,552.85	\$ -	\$ -	\$ -	Closed
4270	144176	Maintenance Zone 1076	\$ 260,000.00	\$ -	\$ -	\$ 260,000.00	\$ -	\$ -	\$ -	Closed
4273	144176	Maintenance Zone 1076	\$ 1,418,019.41	\$ -	\$ -	\$ 1,418,019.41	\$ -	\$ -	\$ -	Closed
4270	144201	Apache St: Mlk - Peoria	\$ 282,774.79	\$ -	\$ -	\$ 282,774.79	\$ -	\$ -	\$ -	Closed
4271	144201	Apache St: Mlk - Peoria	\$ 2,370,000.00	\$ -	\$ -	\$ 2,370,000.00	\$ -	\$ -	\$ -	Closed
4270	144203	W 41st St S 41st W - S 33rd W	\$ 175,000.00	\$ -	\$ -	\$ 175,000.00	\$ -	\$ -	\$ -	Closed
4271	144203	W 41st St S 41st W - S 33rd W	\$ 1,510,000.00	\$ -	\$ -	\$ 1,510,000.00	\$ -	\$ -	\$ -	Closed
4270	144206	11th St: Peoria to Utica	\$ 185,000.00	\$ -	\$ -	\$ 185,000.00	\$ -	\$ -	\$ -	Closed
4271	144206	11th St: Peoria to Utica	\$ 1,635,000.00	\$ -	\$ -	\$ 1,635,000.00	\$ -	\$ -	\$ -	Closed
4270	144208	11th St: Sheridan - Memorial	\$ 180,000.00	\$ -	\$ -	\$ 180,000.00	\$ -	\$ -	\$ -	Closed
4271	144208	11th St: Sheridan - Memorial	\$ 1,445,764.67	\$ -	\$ -	\$ 1,445,764.67	\$ -	\$ -	\$ -	Closed
4270	144209	21st St: Garnett To 129Th E	\$ 300,000.00	\$ -	\$ -	\$ 300,000.00	\$ -	\$ -	\$ -	Closed
4273	144209	21st St: Garnett to 129th E	\$ 50.00	\$ -	\$ -	\$ 50.00	\$ -	\$ -	\$ -	Closed
4274	144209	21st St: Garnett to 129th E	\$ 2,018,270.64	\$ -	\$ -	\$ 2,018,270.64	\$ -	\$ -	\$ -	Closed
4270	144210	21st St-129Th East Ave Inter	\$ 249,843.47	\$ -	\$ -	\$ 249,843.47	\$ -	\$ -	\$ -	Closed
4273	144210	21st St-129th East Ave Inter	\$ -	\$ -	\$ -	\$ -	\$ -	\$ -	\$ -	Closed
4274	144210	21st St-129th East Ave INTERSC	\$ 1,828,247.11	\$ -	\$ -	\$ 1,828,247.11	\$ -	\$ -	\$ -	Closed
4272	144211	41St: Garnett - 129 E Ave	\$ 102,199.23	\$ -	\$ -	\$ 102,199.23	\$ -	\$ -	\$ -	Closed
4273	144211	41St: Garnett - 129 E Ave	\$ 1,499,413.58	\$ -	\$ -	\$ 1,499,413.58	\$ -	\$ -	\$ -	Closed
4270	144212	51st St Sheridan to Memorial	\$ 140,000.00	\$ -	\$ -	\$ 140,000.00	\$ -	\$ -	\$ -	Closed
4271	144212	51st St Sheridan to Memorial	\$ 907,661.29	\$ -	\$ -	\$ 907,661.29	\$ -	\$ -	\$ -	Closed
4270	144214	Sheridan 81st to 91st	\$ 199,928.84	\$ -	\$ -	\$ 199,928.84	\$ -	\$ -	\$ -	Closed
4272	144214	Sheridan 81st to 91st	\$ 1,326,022.15	\$ -	\$ -	\$ 1,326,022.15	\$ -	\$ -	\$ -	Closed
4270	144218	41st St & Lewis Intersection	\$ 210,000.00	\$ -	\$ -	\$ 210,000.00	\$ -	\$ -	\$ -	Closed
4271	144218	41st St & Lewis Intersection	\$ 1,845,000.00	\$ -	\$ -	\$ 1,845,000.00	\$ -	\$ -	\$ -	Closed
4270	144219	Maintenance Zone 2119	\$ 38,500.00	\$ -	\$ -	\$ 38,500.00	\$ -	\$ -	\$ -	Closed
4271	144219	Maintenance Zone 2119	\$ 327,980.36	\$ -	\$ -	\$ 327,980.36	\$ -	\$ -	\$ -	Closed
4270	144226	Maintenance Zone 2126	\$ 44,710.26	\$ -	\$ -	\$ 44,710.26	\$ -	\$ -	\$ -	Closed
4271	144226	Maintenance Zone 2126	\$ 305,000.00	\$ -	\$ -	\$ 305,000.00	\$ -	\$ -	\$ -	Closed
4270	144230	Maintenance Zone 2130	\$ 406,919.00	\$ -	\$ -	\$ 406,919.00	\$ -	\$ -	\$ -	Closed
4273	144230	Maintenance Zone 2130	\$ -	\$ -	\$ -	\$ -	\$ -	\$ -	\$ -	Closed
4274	144230	Maintenance Zone 2130	\$ 3,291,788.46	\$ -	\$ -	\$ 3,291,788.46	\$ -	\$ -	\$ -	Closed
4270	144255	Maintenance Zone 2055	\$ 148,972.24	\$ -	\$ -	\$ 148,972.24	\$ -	\$ -	\$ -	Closed
4271	144255	Maintenance Zone 2055	\$ 1,119,095.86	\$ -	\$ -	\$ 1,119,095.86	\$ -	\$ -	\$ -	Closed
4270	144256	Maintenance Zone 2056	\$ 130,000.00	\$ -	\$ -	\$ 130,000.00	\$ -	\$ -	\$ -	Closed

2014 GO Bond

Fund 427

As of: 5/31/2026

\$ 355,000,000.00 \$ 2,298,922.60 \$ 15,703,711.02 \$ 300,762,007.20 \$ 25,382,122.77 \$ - \$ 28,855,870.03

Fund	Project	Project Title	Revised budget	MTD Actual	YTD Actual	LTD Actual	Encumb	Committed	Balance	Status
4271	144256	Maintenance Zone 2056	\$ 1,138,393.91	\$ -	\$ -	\$ 1,138,393.91	\$ -	\$ -	\$ -	Closed
4270	144264	Maintenance Zone 2064	\$ 143,436.25	\$ -	\$ -	\$ 143,436.25	\$ -	\$ -	\$ -	Closed
4272	144264	Maintenance Zone 2064	\$ 1,123,073.63	\$ -	\$ -	\$ 1,123,073.63	\$ -	\$ -	\$ -	Closed
4270	144265	Maintenance Zone 2065	\$ 98,763.93	\$ -	\$ -	\$ 98,763.93	\$ -	\$ -	\$ -	Closed
4271	144265	Maintenance Zone 2065	\$ 859,200.67	\$ -	\$ -	\$ 859,200.67	\$ -	\$ -	\$ -	Closed
4270	144303	Maintenance Zone 3003	\$ 100,000.00	\$ -	\$ -	\$ 100,000.00	\$ -	\$ -	\$ -	Closed
4271	144303	Maintenance Zone 3003	\$ 525,681.40	\$ -	\$ -	\$ 525,681.40	\$ -	\$ -	\$ -	Closed
4270	144304	Maintenance Zone 3004	\$ 180,914.87	\$ -	\$ -	\$ 180,914.87	\$ -	\$ -	\$ -	Closed
4272	144304	Maintenance Zone 3004	\$ 1,231,358.67	\$ -	\$ -	\$ 1,231,358.67	\$ -	\$ -	\$ -	Closed
4270	144318	Maintenance Zone 3018	\$ 50,000.00	\$ -	\$ -	\$ 50,000.00	\$ -	\$ -	\$ -	Closed
4271	144318	Maintenance Zone 3018	\$ 365,498.17	\$ -	\$ -	\$ 365,498.17	\$ -	\$ -	\$ -	Closed
4270	144380	Maintenance Zone 3080	\$ 19,047.02	\$ -	\$ -	\$ 19,047.02	\$ -	\$ -	\$ -	Closed
4271	144380	Maintenance Zone 3080	\$ 170,000.00	\$ -	\$ -	\$ 170,000.00	\$ -	\$ -	\$ -	Closed
4270	144415	Maintenance Zone 4015	\$ 100,000.00	\$ -	\$ -	\$ 100,000.00	\$ -	\$ -	\$ -	Closed
4271	144415	Maintenance Zone 4015	\$ 537,042.77	\$ -	\$ -	\$ 537,042.77	\$ -	\$ -	\$ -	Closed
4270	144430	Maintenance Zone 4030	\$ 169,422.12	\$ -	\$ -	\$ 169,422.12	\$ -	\$ -	\$ -	Closed
4272	144430	Maintenance Zone 4030	\$ 1,517,287.45	\$ -	\$ -	\$ 1,517,287.45	\$ -	\$ -	\$ -	Closed
4270	144527	Maintenance Zone 5027	\$ 129,524.39	\$ -	\$ -	\$ 129,524.39	\$ -	\$ -	\$ -	Closed
4271	144527	Maintenance Zone 5027	\$ 1,258,372.62	\$ -	\$ -	\$ 1,258,372.62	\$ -	\$ -	\$ -	Closed
4270	144533	Maintenance Zone 5033	\$ 499,987.32	\$ -	\$ -	\$ 499,987.32	\$ -	\$ -	\$ -	Closed
4273	144533	Maintenance Zone 5033	\$ 4,380,000.00	\$ -	\$ -	\$ 4,380,000.00	\$ -	\$ -	\$ -	Closed
4270	144539	Maintenance Zone 5039	\$ 400,000.00	\$ -	\$ -	\$ 400,000.00	\$ -	\$ -	\$ -	Closed
4272	144539	Maintenance Zone 5039	\$ 2,982,395.92	\$ -	\$ -	\$ 2,982,395.92	\$ -	\$ -	\$ -	Closed
4270	144627	Maintenance Zone 6027	\$ 120,000.00	\$ -	\$ -	\$ 120,000.00	\$ -	\$ -	\$ -	Closed
4271	144627	Maintenance Zone 6027	\$ 886,165.51	\$ -	\$ -	\$ 886,165.51	\$ -	\$ -	\$ -	Closed
4271	144635	Maintenance Zone 6035	\$ 270,496.59	\$ -	\$ -	\$ 270,496.59	\$ -	\$ -	\$ -	Closed
4273	144635	Maintenance Zone 6035	\$ 3,034,358.21	\$ -	\$ -	\$ 3,034,358.21	\$ -	\$ -	\$ -	Closed
4270	144647	Maintenance Zone 6147	\$ 101,060.09	\$ -	\$ -	\$ 101,060.09	\$ -	\$ -	\$ -	Closed
4271	144647	Maintenance Zone 6147	\$ 890,000.00	\$ -	\$ -	\$ 890,000.00	\$ -	\$ -	\$ -	Closed
4271	144700	Maintenance Zone 7100	\$ 301,596.41	\$ -	\$ -	\$ 301,596.41	\$ -	\$ -	\$ -	Closed
4273	144700	Maintenance Zone 7100	\$ 1,012,395.47	\$ -	\$ -	\$ 1,012,395.47	\$ -	\$ -	\$ -	Closed
4270	144733	Maintenance Zone 7133	\$ 198,500.00	\$ -	\$ -	\$ 198,500.00	\$ -	\$ -	\$ -	Closed
4271	144733	Maintenance Zone 7133	\$ 751,870.76	\$ -	\$ -	\$ 751,870.76	\$ -	\$ -	\$ -	Closed
4270	144748	Maintenance Zone 7048	\$ 226,454.43	\$ -	\$ -	\$ 226,454.43	\$ -	\$ -	\$ -	Closed
4273	144748	Maintenance Zone 7048	\$ 955,111.36	\$ -	\$ -	\$ 955,111.36	\$ -	\$ -	\$ -	Closed
4270	144760	Maintenance Zone 7060	\$ 335,526.95	\$ -	\$ -	\$ 335,526.95	\$ -	\$ -	\$ -	Closed
4272	144760	Maintenance Zone 7060	\$ 2,985,401.38	\$ -	\$ -	\$ 2,985,401.38	\$ -	\$ -	\$ -	Closed
4270	144803	Maintenance Zone 8103	\$ 182,481.92	\$ -	\$ -	\$ 182,481.92	\$ -	\$ -	\$ -	Closed
4271	144803	Maintenance Zone 8103	\$ 1,592,680.53	\$ -	\$ -	\$ 1,592,680.53	\$ -	\$ -	\$ -	Closed
4270	144812	Maintenance Zone 8112	\$ 200,000.00	\$ -	\$ -	\$ 200,000.00	\$ -	\$ -	\$ -	Closed
4271	144812	Maintenance Zone 8112	\$ 1,578,077.06	\$ -	\$ -	\$ 1,578,077.06	\$ -	\$ -	\$ -	Closed
4270	144931	Maintenance Zone 9031	\$ 58,793.31	\$ -	\$ -	\$ 58,793.31	\$ -	\$ -	\$ -	Closed
4271	144931	Maintenance Zone 9031	\$ 459,660.26	\$ -	\$ -	\$ 459,660.26	\$ -	\$ -	\$ -	Closed
4270	144943	Maintenance Zone 9043	\$ 450,000.00	\$ -	\$ -	\$ 450,000.00	\$ -	\$ -	\$ -	Closed

2014 GO Bond

Fund 427

As of: 5/31/2026

\$ 355,000,000.00 \$ 2,298,922.60 \$ 15,703,711.02 \$ 300,762,007.20 \$ 25,382,122.77 \$ - \$ 28,855,870.03

Fund	Project	Project Title	Revised budget	MTD Actual	YTD Actual	LTD Actual	Encumb	Committed	Balance	Status
4272	144943	Maintenance Zone 9043	\$ 2,165,462.22	\$ -	\$ -	\$ 2,165,462.22	\$ -	\$ -	\$ -	Closed
4270	144945	Maintenance Zone 9045	\$ 370,356.98	\$ -	\$ -	\$ 370,356.98	\$ -	\$ -	\$ -	Closed
4273	144945	Maintenance Zone 9045	\$ 3,011,446.11	\$ -	\$ -	\$ 3,011,446.11	\$ -	\$ -	\$ -	Closed
4270	144958	Maintenance Zone 9058	\$ 102,830.56	\$ -	\$ -	\$ 102,830.56	\$ -	\$ -	\$ -	Closed
4271	144958	Maintenance Zone 9058	\$ 833,560.11	\$ -	\$ -	\$ 833,560.11	\$ -	\$ -	\$ -	Closed
4273	193140000Z	Mingo Creek Trail - 41st to 51	\$ 196,830.00	\$ -	\$ -	\$ 196,830.00	\$ -	\$ -	\$ -	Closed

2020 GO BOND FUNDS

FUND 4281~4284 COMBINED

(2020 GENERAL OBLIGATION BOND FUNDS)

2020 GO Bond

Fund 428

As of: 5/31/2026

\$ 278,210,000.00 \$ 4,163,740.62 \$ 39,889,896.93 \$ 129,377,145.15 \$ 42,527,565.84 \$ - \$ 106,305,289.01

Fund	Project	Project Title	Revised budget	MTD Actual	YTD Actual	LTD Actual	Encumb	Committed	Balance	Status
4281	2019X0000Z	Bond Issuance Cost	\$ 27,542.00	\$ -	\$ -	\$ 27,542.00	\$ -	\$ -	\$ -	Active
4282	2019X0000Z	Bond Issuance Cost	\$ 180,000.00	\$ -	\$ -	\$ 180,000.00	\$ -	\$ -	\$ -	Active
4283	2019X0000Z	Bond Issuance Cost	\$ 200,000.00	\$ -	\$ -	\$ 200,000.00	\$ -	\$ -	\$ -	Active
4284	2019X0000Z	Bond Issuance Cost - IoT2	\$ 85,000.00	\$ -	\$ -	\$ 85,000.00	\$ -	\$ -	\$ -	Active
4285	2019X0000Z	Bond Issuance Cost	\$ 72,908.00	\$ -	\$ 1,087.45	\$ 72,733.00	\$ -	\$ -	\$ 175.00	Active
4286	2019X0000Z	Bond Issuance Cost	\$ 197,995.00	\$ -	\$ 86,968.37	\$ 86,968.37	\$ -	\$ -	\$ 111,026.63	Active
4281	2035X0001Z	Transit-MTTA - Route 66 BRT	\$ 950,000.00	\$ -	\$ -	\$ 933,280.16	\$ -	\$ -	\$ 16,719.84	Active
4282	2035X0001Z	Transit-MTTA - Route 66 BRT	\$ 4,380,000.00	\$ -	\$ 23,326.90	\$ 1,209,346.94	\$ -	\$ -	\$ 3,170,653.06	Active
4282	2036A0002Z	46th St N: Peoria Ave - Lewis	\$ 150,000.00	\$ -	\$ -	\$ 150,000.00	\$ -	\$ -	\$ -	Active
4283	2036A0002Z	46th St N: Peoria Ave - Lewis	\$ 1,050,000.00	\$ -	\$ -	\$ 431,663.77	\$ -	\$ -	\$ 618,336.23	Active
4282	2036A0005Z	36 St N: Osage County Ln - MLK	\$ 75,000.00	\$ -	\$ -	\$ 51,810.00	\$ 23,190.00	\$ -	\$ -	Active
4286	2036A0005Z	36 St N: Osage County Ln - MLK	\$ 375,000.00	\$ -	\$ -	\$ -	\$ -	\$ -	\$ 375,000.00	Active
4281	2036A0007Z	Apache St: Harvard Ave - Yale	\$ -	\$ -	\$ -	\$ -	\$ -	\$ -	\$ -	Active
4282	2036A0007Z	Apache St: Harvard Ave - Yale	\$ 100,000.00	\$ -	\$ 379.26	\$ 11,772.33	\$ 88,227.67	\$ -	\$ -	Active
4283	2036A0007Z	Apache St: Harvard Ave - Yale	\$ -	\$ -	\$ -	\$ -	\$ -	\$ -	\$ -	Active
4282	2036A0008Z	Pine St: Gilcrease Rd - Union	\$ 470,000.00	\$ -	\$ -	\$ 470,000.00	\$ -	\$ -	\$ -	Active
4282	2036A0010Z	Edison St: 33rd W Ave - Union	\$ 1,044,506.15	\$ -	\$ -	\$ 1,044,506.15	\$ -	\$ -	\$ -	Active
4282	2036A0011Z	33rd W Ave: Apache St - Pine S	\$ 3,489.97	\$ -	\$ -	\$ 3,489.97	\$ -	\$ -	\$ -	Active
4282	2036A0012Z	33rd W Ave: Pine St - Edison S	\$ -	\$ -	\$ -	\$ -	\$ -	\$ -	\$ -	Active
4281	2036A0013Z	Gilcrease Rd: Apache St - Pine	\$ -	\$ -	\$ -	\$ -	\$ -	\$ -	\$ -	Active
4282	2036A0013Z	Gilcrease Rd: Apache St - Pine	\$ 800,000.00	\$ -	\$ 73,119.83	\$ 625,735.77	\$ 174,210.85	\$ -	\$ 53.38	Active
4286	2036A0014Z	MLK Jr Blvd: 56th St N - 46th	\$ 600,000.00	\$ -	\$ -	\$ -	\$ 434,545.00	\$ -	\$ 165,455.00	Active
4282	2036A0015Z	MLK Jr Blvd: 36th St N - Apach	\$ 100,000.00	\$ -	\$ -	\$ 32,862.96	\$ 67,137.04	\$ -	\$ -	Active
4283	2036A0015Z	MLK Jr Blvd: 36th St N - Apach	\$ 490,000.00	\$ -	\$ -	\$ -	\$ 490,000.00	\$ -	\$ -	Active
4286	2036A0015Z	MLK Jr Blvd: 36th St N - Apach	\$ 1,360,000.00	\$ -	\$ -	\$ -	\$ 1,360,000.00	\$ -	\$ -	Active
4282	2036A0016Z	MLK Jr Blvd: Apache St - Pine	\$ 75,000.00	\$ -	\$ -	\$ 50,000.00	\$ 25,000.00	\$ -	\$ -	Active
4286	2036A0016Z	MLK Jr Blvd: Apache St - Pine	\$ 675,000.00	\$ -	\$ -	\$ -	\$ 675,000.00	\$ -	\$ -	Active
4282	2036A0017Z	Peoria Ave: 56th St N - 46th S	\$ 850,000.00	\$ -	\$ -	\$ 479,902.62	\$ -	\$ -	\$ 370,097.38	Active
4282	2036A0018Z	Peoria Ave: 46th St N - 36th S	\$ 900,000.00	\$ -	\$ -	\$ 900,000.00	\$ -	\$ -	\$ -	Active
4283	2036A0019Z	Peoria Ave: Pine St - Admiral	\$ 450,000.00	\$ -	\$ 106.14	\$ 106.14	\$ -	\$ -	\$ 449,893.86	Active
4282	2036A0021Z	Harvard Ave: Mohawk Blvd - 36	\$ 75,000.00	\$ -	\$ 36,234.79	\$ 50,267.72	\$ 24,732.28	\$ -	\$ -	Active
4283	2036A0021Z	Harvard Ave: Mohawk Blvd - 36	\$ -	\$ -	\$ -	\$ -	\$ -	\$ -	\$ -	Active
4282	2036A0022Z	36 St N & Harvard Ave INTERSCT	\$ 20,000.00	\$ -	\$ 9,000.00	\$ 19,326.72	\$ 673.28	\$ -	\$ -	Active
4286	2036A0022Z	36 St N & Harvard Ave INTERSCT	\$ 70,000.00	\$ -	\$ -	\$ -	\$ -	\$ -	\$ 70,000.00	Active
4282	2036A0023Z	Apache St & MLK Blvd INTERSCTN	\$ 50,000.00	\$ -	\$ -	\$ 15,515.00	\$ 34,485.00	\$ -	\$ -	Active
4286	2036A0023Z	Apache St & MLK Blvd INTERSCTN	\$ 250,000.00	\$ -	\$ -	\$ -	\$ 250,000.00	\$ -	\$ -	Active
4282	2036A0024Z	Pine St & Gilcrease Rd INTERSC	\$ 100,000.00	\$ -	\$ 97,378.00	\$ 100,000.00	\$ -	\$ -	\$ -	Active
4281	2036A0025Z	41st St S: Union Ave - Elwood	\$ -	\$ -	\$ -	\$ -	\$ -	\$ -	\$ -	Active
4282	2036A0025Z	41st St S: Union Ave - Elwood	\$ 250,000.00	\$ -	\$ 2,506.64	\$ 121,601.70	\$ 48,347.30	\$ -	\$ 80,051.00	Active
4286	2036A0025Z	41st St S: Union Ave - Elwood	\$ 1,830,000.00	\$ -	\$ -	\$ -	\$ -	\$ -	\$ 1,830,000.00	Active
4282	2036A0027Z	61st St S: Lewis Ave - Harvard	\$ 1,020,000.00	\$ -	\$ -	\$ 778,050.74	\$ -	\$ -	\$ 241,949.26	Active
4286	2036A0028Z	Elwood Ave: 71st St S - 81st S	\$ 130,000.00	\$ -	\$ -	\$ -	\$ -	\$ -	\$ 130,000.00	Active
4286	2036A0030Z	Lewis Ave: 71st St S - 81st St	\$ 150,000.00	\$ -	\$ -	\$ -	\$ -	\$ -	\$ 150,000.00	Active
4282	2036A0031Z	Delaware Ave: 81st St S - 91st	\$ 150,000.00	\$ -	\$ -	\$ 150,000.00	\$ -	\$ -	\$ -	Active

2020 GO Bond

Fund 428

As of: 5/31/2026

\$ 278,210,000.00 \$ 4,163,740.62 \$ 39,889,896.93 \$ 129,377,145.15 \$ 42,527,565.84 \$ - \$ 106,305,289.01

Fund	Project	Project Title	Revised budget	MTD Actual	YTD Actual	LTD Actual	Encumb	Committed	Balance	Status
4283	2036A0031Z	Delaware Ave: 81st St S - 91st	\$ 1,250,000.00	\$ -	\$ -	\$ 919,595.99	\$ -	\$ -	\$ 330,404.01	Active
4286	2036A0032Z	Harvard Ave: 61st St S - 71st	\$ 100,000.00	\$ -	\$ -	\$ -	\$ 100,000.00	\$ -	\$ -	Active
4283	2036A0033Z	Harvard Ave-71st St to 81st St	\$ 150,000.00	\$ 1,446.52	\$ 21,330.01	\$ 68,149.50	\$ 81,850.50	\$ -	\$ -	Active
4286	2036A0034Z	Harvard Ave: 81st St S - 91st	\$ 100,000.00	\$ -	\$ -	\$ -	\$ 100,000.00	\$ -	\$ -	Active
4281	2036A0035Z	41st St S & Elwood Ave INTERSC	\$ -	\$ -	\$ -	\$ -	\$ -	\$ -	\$ -	Active
4282	2036A0035Z	41st St S & Elwood Ave INTERSC	\$ 50,000.00	\$ -	\$ -	\$ 50,000.00	\$ -	\$ -	\$ -	Active
4286	2036A0035Z	41st St S & Elwood Ave INTERSC	\$ 180,000.00	\$ -	\$ -	\$ -	\$ -	\$ -	\$ 180,000.00	Active
4282	2036A0039Z	36th St N: Garnett Rd - 129th	\$ 200,000.00	\$ -	\$ -	\$ 34,447.26	\$ 942.61	\$ -	\$ 164,610.13	Active
4286	2036A0039Z	36th St N: Garnett Rd - 129th	\$ 1,470,000.00	\$ -	\$ -	\$ -	\$ -	\$ -	\$ 1,470,000.00	Active
4286	2036A0040Z	36th St N: 129 Ave - 141st E A	\$ 500,000.00	\$ -	\$ -	\$ -	\$ -	\$ -	\$ 500,000.00	Active
4286	2036A0041Z	Apache St: Gilcr Expy - Sherid	\$ 200,000.00	\$ -	\$ -	\$ -	\$ -	\$ -	\$ 200,000.00	Active
4281	2036A0042Z	Pine St: Lewis Ave - Harvard A	\$ -	\$ -	\$ -	\$ -	\$ -	\$ -	\$ -	Active
4282	2036A0042Z	Pine St: Lewis Ave - Harvard A	\$ 200,000.00	\$ -	\$ 47,497.69	\$ 127,773.70	\$ 72,226.30	\$ -	\$ -	Active
4283	2036A0042Z	Pine St: Lewis Ave - Harvard A	\$ 410,000.00	\$ -	\$ 106.14	\$ 106.14	\$ 27,267.19	\$ -	\$ 382,626.67	Active
4284	2036A0042Z	Pine St: Lewis Ave - Harvard A	\$ -	\$ -	\$ -	\$ -	\$ -	\$ -	\$ -	Active
4281	2036A0043Z	Pine St: State Hwy 11 - Mingo	\$ -	\$ -	\$ -	\$ -	\$ -	\$ -	\$ -	Active
4282	2036A0043Z	Pine St: State Hwy 11 - Mingo	\$ 175,000.00	\$ -	\$ 29,172.64	\$ 155,251.94	\$ 19,748.06	\$ -	\$ -	Active
4283	2036A0043Z	Pine St: State Hwy 11 - Mingo	\$ 375,000.00	\$ -	\$ -	\$ 337,116.00	\$ -	\$ -	\$ 37,884.00	Active
4284	2036A0043Z	Pine St: State Hwy 11 - Mingo	\$ -	\$ -	\$ -	\$ -	\$ -	\$ -	\$ -	Active
4286	2036A0044Z	Pine St: Mingo Rd - Garnett Rd	\$ 1,250,000.00	\$ -	\$ 712.03	\$ 712.03	\$ 1,249,287.97	\$ -	\$ -	Active
4282	2036A0045Z	Pine St: Garnett Rd - 129th E	\$ 150,000.00	\$ -	\$ -	\$ 35,367.50	\$ 35,580.37	\$ -	\$ 79,052.13	Active
4286	2036A0045Z	Pine St: Garnett Rd - 129th E	\$ 1,000,000.00	\$ -	\$ -	\$ -	\$ -	\$ -	\$ 1,000,000.00	Active
4282	2036A0046Z	Admiral: Sheridan Rd - Memoria	\$ 1,200,000.00	\$ 47,062.40	\$ 181,956.90	\$ 222,371.36	\$ 39,098.68	\$ -	\$ 938,529.96	Active
4281	2036A0047Z	Admiral Pl: Memorial Dr - Ming	\$ -	\$ -	\$ -	\$ -	\$ -	\$ -	\$ -	Active
4282	2036A0047Z	Admiral Pl: Memorial Dr - Ming	\$ 240,000.00	\$ -	\$ -	\$ 135,730.82	\$ -	\$ -	\$ 104,269.18	Active
4286	2036A0047Z	Admiral Pl: Memorial Dr - Ming	\$ 2,100,000.00	\$ -	\$ -	\$ -	\$ -	\$ -	\$ 2,100,000.00	Active
4282	2036A0048Z	Admiral: Garnett Rd - 129th E	\$ 140,000.00	\$ -	\$ -	\$ 8,000.00	\$ -	\$ -	\$ 132,000.00	Active
4286	2036A0048Z	Admiral: Garnett Rd - 129th E	\$ 920,000.00	\$ -	\$ -	\$ -	\$ -	\$ -	\$ 920,000.00	Active
4286	2036A0049Z	11th St S: Memorial Dr - 89th	\$ 150,000.00	\$ -	\$ -	\$ -	\$ 150,000.00	\$ -	\$ -	Active
4281	2036A0050Z	Yale Ave: Apache St - Pine St	\$ -	\$ -	\$ -	\$ -	\$ -	\$ -	\$ -	Active
4282	2036A0050Z	Yale Ave: Apache St - Pine St	\$ 150,000.00	\$ -	\$ -	\$ 62,676.51	\$ 87,323.49	\$ -	\$ -	Active
4286	2036A0050Z	Yale Ave: Apache St - Pine St	\$ 1,160,000.00	\$ -	\$ -	\$ -	\$ -	\$ -	\$ 1,160,000.00	Active
4286	2036A0052Z	Sheridan Rd: 36th St N - Apach	\$ 930,000.00	\$ -	\$ -	\$ -	\$ -	\$ -	\$ 930,000.00	Active
4283	2036A0054Z	129th E Ave-36th St N to Apach	\$ 200,000.00	\$ -	\$ -	\$ -	\$ -	\$ -	\$ 200,000.00	Active
4286	2036A0054Z	129th E Ave: 36th St N - Apach	\$ 1,490,000.00	\$ -	\$ -	\$ -	\$ -	\$ -	\$ 1,490,000.00	Active
4281	2036A0055Z	129th E Ave: Apache St - Pine	\$ -	\$ -	\$ -	\$ -	\$ -	\$ -	\$ -	Active
4282	2036A0055Z	129th E Ave: Apache St - Pine	\$ 150,000.00	\$ 1,311.87	\$ 2,013.29	\$ 130,534.20	\$ 19,465.80	\$ -	\$ -	Active
4286	2036A0055Z	129th E Ave: Apache St - Pine	\$ 1,160,000.00	\$ -	\$ -	\$ -	\$ 744,245.42	\$ -	\$ 415,754.58	Active
4282	2036A0056Z	36 St N & 129th E Ave INTERSCT	\$ 75,000.00	\$ -	\$ -	\$ 63,881.24	\$ 11,118.76	\$ -	\$ -	Active
4286	2036A0056Z	36 St N & 129th E Ave INTERSCT	\$ 275,000.00	\$ -	\$ -	\$ -	\$ -	\$ -	\$ 275,000.00	Active
4286	2036A0057Z	Pine St & Sheridan Rd INTERSCT	\$ 80,000.00	\$ -	\$ -	\$ -	\$ -	\$ -	\$ 80,000.00	Active
4281	2036A0058Z	Pine St & Mingo Rd INTERSCTN	\$ -	\$ -	\$ -	\$ -	\$ -	\$ -	\$ -	Active
4282	2036A0058Z	Pine St & Mingo Rd INTERSCTN	\$ 650,000.00	\$ -	\$ -	\$ 650,000.00	\$ -	\$ -	\$ -	Active
4282	2036A0059Z	Pine St & Garnett Rd INTERSCTN	\$ 75,000.00	\$ -	\$ -	\$ 26,018.86	\$ 48,981.14	\$ -	\$ -	Active

2020 GO Bond

Fund 428

As of: 5/31/2026

\$ 278,210,000.00 \$ 4,163,740.62 \$ 39,889,896.93 \$ 129,377,145.15 \$ 42,527,565.84 \$ - \$ 106,305,289.01

Fund	Project	Project Title	Revised budget	MTD Actual	YTD Actual	LTD Actual	Encumb	Committed	Balance	Status
4286	2036A0059Z	Pine St & Garnett Rd INTERSCTN	\$ 500,000.00	\$ -	\$ -	\$ -	\$ -	\$ -	\$ 500,000.00	Active
4282	2036A0060Z	Admiral & Sheridan Rd INTERSCT	\$ 200,000.00	\$ -	\$ -	\$ 19,957.94	\$ -	\$ -	\$ 180,042.06	Active
4286	2036A0062Z	11th St S & Sheridan INTERSCTN	\$ 540,000.00	\$ -	\$ -	\$ -	\$ -	\$ -	\$ 540,000.00	Active
4281	2036A0064Z	11th St S: Utica Ave - Lewis A	\$ 500,000.00	\$ -	\$ -	\$ 500,000.00	\$ -	\$ -	\$ -	Active
4283	2036A0065Z	11th St S: Harvard Ave - Yale	\$ 700,000.00	\$ -	\$ -	\$ 700,000.00	\$ -	\$ -	\$ -	Active
4284	2036A0065Z	11th St S: Harvard Ave - Yale	\$ -	\$ -	\$ -	\$ -	\$ -	\$ -	\$ -	Active
4286	2036A0066Z	15th St S: Bos-n Ave - Denver	\$ 100,000.00	\$ -	\$ -	\$ -	\$ -	\$ -	\$ 100,000.00	Active
4282	2036A0067Z	15th St S: Harvard Ave - Yale	\$ 200,000.00	\$ -	\$ 7,480.11	\$ 114,364.00	\$ -	\$ -	\$ 85,636.00	Active
4286	2036A0067Z	15th St S: Harvard Ave - Yale	\$ 1,690,000.00	\$ -	\$ -	\$ -	\$ -	\$ -	\$ 1,690,000.00	Active
4286	2036A0073Z	11th St S & Harvard INTERSCTN	\$ 70,000.00	\$ -	\$ -	\$ -	\$ -	\$ -	\$ 70,000.00	Active
4282	2036A0074Z	15th St S & Harvard INTERSCTN	\$ 100,000.00	\$ -	\$ 3,069.54	\$ 78,616.06	\$ 5,776.00	\$ -	\$ 15,607.94	Active
4286	2036A0074Z	15th St S & Harvard INTERSCTN	\$ 750,000.00	\$ -	\$ -	\$ -	\$ -	\$ -	\$ 750,000.00	Active
4283	2036A0075Z	21st St S & Harvard Intersect	\$ 150,000.00	\$ -	\$ 1,465.68	\$ 130,500.00	\$ -	\$ -	\$ 19,500.00	Active
4286	2036A0075Z	21st St S & Harvard INTERSCTN	\$ 1,020,000.00	\$ -	\$ -	\$ -	\$ -	\$ -	\$ 1,020,000.00	Active
4286	2036A0078Z	41st St S: Yale Ave - Sheridan	\$ 850,000.00	\$ -	\$ -	\$ -	\$ -	\$ -	\$ 850,000.00	Active
4286	2036A0080Z	Yale Ave: 41st St S - I-44	\$ 800,000.00	\$ -	\$ -	\$ -	\$ -	\$ -	\$ 800,000.00	Active
4283	2036A0083Z	Sheridan Rd-41st St to 51st St	\$ 750,000.00	\$ -	\$ 17,978.69	\$ 243,841.50	\$ 119,508.50	\$ -	\$ 386,650.00	Active
4286	2036A0085Z	41st St S & Yale Ave INTERSCTN	\$ 1,600,000.00	\$ 7,918.07	\$ 10,195.00	\$ 10,195.00	\$ 501,997.70	\$ -	\$ 1,087,807.30	Active
4282	2036A0086Z	Admiral: 225 E Av - 22200 E Ad	\$ 850,000.00	\$ -	\$ -	\$ -	\$ -	\$ -	\$ 850,000.00	Active
4283	2036A0088Z	11th St S-161st to 177th	\$ 100,000.00	\$ -	\$ -	\$ 54,451.79	\$ -	\$ -	\$ 45,548.21	Active
4282	2036A0089Z	11 St S: 177th E Ave - 193rd E	\$ 140,000.00	\$ -	\$ -	\$ 64,304.97	\$ -	\$ -	\$ 75,695.03	Active
4286	2036A0089Z	11 St S: 177th E Ave - 193rd E	\$ 1,100,000.00	\$ -	\$ -	\$ -	\$ -	\$ -	\$ 1,100,000.00	Active
4286	2036A0090Z	21 St S: 145th E Ave - 161st E	\$ 80,000.00	\$ -	\$ -	\$ -	\$ 80,000.00	\$ -	\$ -	Active
4286	2036A0091Z	21 St S: 161st E Ave - 177th E	\$ 80,000.00	\$ -	\$ -	\$ -	\$ 80,000.00	\$ -	\$ -	Active
4281	2036A0092Z	31st St S: Garnett Rd - 129th	\$ -	\$ -	\$ -	\$ -	\$ -	\$ -	\$ -	Active
4282	2036A0092Z	31st St S: Garnett Rd - 129th	\$ 200,000.00	\$ -	\$ -	\$ -	\$ 200,000.00	\$ -	\$ -	Active
4282	2036A0097Z	161st E Ave: 11th St S - 21st	\$ 200,000.00	\$ 851.43	\$ 851.43	\$ 49,627.16	\$ 41,125.82	\$ -	\$ 109,247.02	Active
4286	2036A0097Z	161st E Ave: 11th St S - 21st	\$ 1,550,000.00	\$ -	\$ -	\$ -	\$ -	\$ -	\$ 1,550,000.00	Active
4282	2036A0099Z	11 St S & 161st E Ave INTERSCT	\$ 50,000.00	\$ -	\$ -	\$ 16,594.82	\$ -	\$ -	\$ 33,405.18	Active
4286	2036A0099Z	11 St S & 161st E Ave INTERSCT	\$ 220,000.00	\$ -	\$ -	\$ -	\$ -	\$ -	\$ 220,000.00	Active
4283	2036A0100Z	11th St S & 177th E Intersect	\$ 75,000.00	\$ -	\$ -	\$ 14,001.89	\$ -	\$ -	\$ 60,998.11	Active
4282	2036A0101Z	11 St S & 193rd E Ave INTERSCT	\$ 70,000.00	\$ -	\$ -	\$ 14,001.89	\$ -	\$ -	\$ 55,998.11	Active
4286	2036A0101Z	11 St S & 193rd E Ave INTERSCT	\$ 200,000.00	\$ -	\$ -	\$ -	\$ -	\$ -	\$ 200,000.00	Active
4283	2036A0109Z	Memorial Dr - 51st St S 61st St	\$ 437,996.00	\$ -	\$ 71,151.57	\$ 415,631.24	\$ 22,364.76	\$ -	\$ -	Active
4282	2036A0110Z	Mingo Rd: 61st St S - 71st St	\$ 200,000.00	\$ 5,451.68	\$ 49,915.07	\$ 192,523.19	\$ 7,476.81	\$ -	\$ -	Active
4283	2036A0110Z	Mingo Rd: 61st St S - 71st St	\$ 460,000.00	\$ -	\$ -	\$ 460,000.00	\$ -	\$ -	\$ -	Active
4284	2036A0110Z	Mingo Rd: 61st St S - 71st St	\$ -	\$ -	\$ -	\$ -	\$ -	\$ -	\$ -	Active
4286	2036A0113Z	101st St S- Yale Ave - Sherida	\$ 100,000.00	\$ -	\$ -	\$ -	\$ -	\$ -	\$ 100,000.00	Active
4286	2036A0115Z	111st St S: Yale Ave - Sherida	\$ 100,000.00	\$ -	\$ -	\$ -	\$ -	\$ -	\$ 100,000.00	Active
4283	2036A0118Z	Yale Ave-111th St to 121st St	\$ 150,000.00	\$ -	\$ 10,927.58	\$ 53,719.66	\$ 14,758.74	\$ -	\$ 81,521.60	Active
4281	2036A0119Z	Sheridan Rd: 71st St S - 81st	\$ -	\$ -	\$ -	\$ -	\$ -	\$ -	\$ -	Active
4282	2036A0119Z	Sheridan Rd: 71st St S - 81st	\$ 740,000.00	\$ -	\$ -	\$ 740,000.00	\$ -	\$ -	\$ -	Active
4283	2036A0121Z	111th St S & Yale Ave Intersec	\$ 50,000.00	\$ -	\$ -	\$ 15,031.85	\$ -	\$ -	\$ 34,968.15	Active
4282	2036A0124Z	Peoria Ave: 31st St S - 41st S	\$ 125,000.00	\$ -	\$ -	\$ 55,105.50	\$ 13,662.50	\$ -	\$ 56,232.00	Active

2020 GO Bond

Fund 428

As of: 5/31/2026

\$ 278,210,000.00 \$ 4,163,740.62 \$ 39,889,896.93 \$ 129,377,145.15 \$ 42,527,565.84 \$ - \$ 106,305,289.01

Fund	Project	Project Title	Revised budget	MTD Actual	YTD Actual	LTD Actual	Encumb	Committed	Balance	Status
4282	2036A0125Z	Lewis Ave: 41st St S - I-44	\$ 330,000.00	\$ 350.00	\$ 948.00	\$ 162,335.10	\$ 152.00	\$ -	\$ 167,512.90	Active
4281	2036A1000Z	CW Arterial Routine & Preventi	\$ 6,060,085.66	\$ -	\$ -	\$ 6,060,085.66	\$ -	\$ -	\$ -	Active
4282	2036A1000Z	CW Arterial Routine & Preventi	\$ 5,632,316.52	\$ 134,757.96	\$ 828,429.65	\$ 3,761,838.80	\$ 1,742,211.81	\$ -	\$ 128,265.91	Active
4283	2036A1000Z	CW Arterial Routine & Preventi	\$ 2,900,000.00	\$ -	\$ 279,205.13	\$ 2,650,269.55	\$ 249,730.45	\$ -	\$ -	Active
4284	2036A1000Z	Citywide Arterial Routine and	\$ 2,999,914.00	\$ 251,513.83	\$ 1,608,061.99	\$ 2,827,350.33	\$ -	\$ -	\$ 172,563.67	Active
4285	2036A1000Z	CW Arterial Routine & Preventi	\$ 2,000,000.00	\$ -	\$ 1,338,086.08	\$ 1,338,086.08	\$ 52,405.64	\$ -	\$ 609,508.28	Active
4286	2036A1000Z	CW Arterial Routine & Preventi	\$ 2,572,005.00	\$ 1,084.00	\$ 3,775.59	\$ 3,775.59	\$ 2,380,655.00	\$ -	\$ 187,574.41	Active
4281	2036A1001Z	R&P: Pavement Reinspection	\$ 500,000.00	\$ -	\$ -	\$ 500,000.00	\$ -	\$ -	\$ -	Active
4282	2036D0001Z	CBD: 4th St	\$ 325,000.00	\$ 7,702.99	\$ 55,137.64	\$ 308,984.16	\$ 15,920.61	\$ -	\$ 95.23	Active
4285	2036D0001Z	CBD: 4th St	\$ 2,700,000.00	\$ -	\$ -	\$ -	\$ 1,873,622.46	\$ -	\$ 826,377.54	Active
4281	2036D0002Z	CBD: MLK & Detroit north of BN	\$ 170,000.00	\$ -	\$ -	\$ 170,000.00	\$ -	\$ -	\$ -	Active
4282	2036D0002Z	CBD: MLK & Detroit north of BN	\$ 1,175,182.99	\$ -	\$ -	\$ 1,175,182.99	\$ -	\$ -	\$ -	Active
4283	2036D0003Z	CBD: Cincinnati Ave	\$ 250,000.00	\$ -	\$ 28,997.14	\$ 250,000.00	\$ -	\$ -	\$ -	Active
4281	2036D0004Z	CBD: Detroit Ave south of BNSF	\$ 140,000.00	\$ -	\$ -	\$ 140,000.00	\$ -	\$ -	\$ -	Active
4282	2036D0004Z	CBD: Detroit Ave south of BNSF	\$ -	\$ -	\$ -	\$ -	\$ -	\$ -	\$ -	Active
4281	2036D0005Z	CBD: Reconciliation Way	\$ 75,000.00	\$ -	\$ -	\$ 75,000.00	\$ -	\$ -	\$ -	Active
4282	2036D0005Z	CBD: Reconciliation Way	\$ 30,211.75	\$ -	\$ -	\$ 30,211.75	\$ -	\$ -	\$ -	Active
4282	2036D0006Z	CBD: Lansing Ave	\$ 210,000.00	\$ -	\$ -	\$ -	\$ 210,000.00	\$ -	\$ -	Active
4283	2036D0006Z	CBD: Lansing Ave	\$ 395,970.00	\$ -	\$ -	\$ 80,000.00	\$ 315,970.00	\$ -	\$ -	Active
4285	2036D0006Z	CBD: Lansing Ave	\$ 164,030.00	\$ -	\$ -	\$ -	\$ 164,030.00	\$ -	\$ -	Active
4281	2036D0007Z	CBD: Alleyways	\$ 365,000.00	\$ -	\$ -	\$ 365,000.00	\$ -	\$ -	\$ -	Active
4282	2036D0007Z	CBD: Alleyways	\$ 130,000.00	\$ -	\$ -	\$ 130,000.00	\$ -	\$ -	\$ -	Active
4283	2036D0007Z	CBD: Alleyways	\$ 200,000.00	\$ -	\$ -	\$ 105,019.29	\$ 94,980.71	\$ -	\$ -	Active
4282	2036D0008Z	1st 2nd & 4th St Two-Way Conv	\$ 1,664,605.26	\$ -	\$ -	\$ -	\$ -	\$ -	\$ 1,664,605.26	Active
4283	2036D0008Z	1st 2nd & 4th St Two-Way Conv	\$ 250,000.00	\$ -	\$ -	\$ -	\$ -	\$ -	\$ 250,000.00	Active
4281	2036N0001Z	CW NonArterial Routine & Preve	\$ 1,501,500.00	\$ -	\$ -	\$ 1,500,000.00	\$ 1,500.00	\$ -	\$ -	Active
4282	2036N0001Z	CW NonArterial Routine & Preve	\$ 9,118,005.97	\$ 173,436.45	\$ 1,475,431.30	\$ 7,353,478.11	\$ 1,407,162.61	\$ -	\$ 357,365.25	Active
4283	2036N0001Z	CW NonArterial Routine & Preve	\$ 8,000,000.00	\$ -	\$ (37,375.00)	\$ 7,439,120.40	\$ 365,306.72	\$ -	\$ 195,572.88	Active
4284	2036N0001Z	Citywide Non-Arterial Routine	\$ 6,560,000.00	\$ -	\$ 1,315,055.24	\$ 4,626,425.50	\$ 1,933,574.50	\$ -	\$ -	Active
4285	2036N0001Z	CW NonArterial Routine & Preve	\$ 2,940,000.00	\$ 356,979.18	\$ 829,332.71	\$ 829,332.71	\$ 1,782,678.80	\$ -	\$ 327,988.49	Active
4286	2036N0001Z	CW NonArterial Routine & Preve	\$ 3,000,000.00	\$ -	\$ 666.45	\$ 666.45	\$ 2,529,899.33	\$ -	\$ 469,434.22	Active
4281	2036N1007Z	Maintenance Zone 1007	\$ 95,762.10	\$ -	\$ -	\$ 84,055.86	\$ 11,706.24	\$ -	\$ -	Active
4282	2036N1007Z	Maintenance Zone 1007	\$ 24,237.67	\$ -	\$ 19,237.67	\$ 24,237.67	\$ -	\$ -	\$ -	Active
4285	2036N1007Z	Maintenance Zone 1007	\$ 1,010,000.00	\$ -	\$ 896,777.72	\$ 896,777.72	\$ 113,222.28	\$ -	\$ -	Active
4283	2036N1068Z	Maintenance Zone 1068	\$ 300,000.00	\$ -	\$ 27,128.22	\$ 158,395.83	\$ 30,282.31	\$ -	\$ 111,321.86	Active
4281	2036N1070Z	Maintenance Zone 1070	\$ 250,000.00	\$ -	\$ -	\$ 249,988.56	\$ 11.44	\$ -	\$ -	Active
4285	2036N1070Z	Maintenance Zone 1070	\$ 2,180,000.00	\$ 11,719.06	\$ 66,720.63	\$ 66,720.63	\$ 5,193.37	\$ -	\$ 2,108,086.00	Active
4283	2036N1071Z	Maintenance Zone 1071	\$ 180,000.00	\$ -	\$ 1,916.47	\$ 92,007.74	\$ 6,474.20	\$ -	\$ 81,518.06	Active
4283	2036N1072Z	Maintenance Zone 1072	\$ 300,000.00	\$ -	\$ 5,233.63	\$ 163,520.45	\$ 136,479.55	\$ -	\$ -	Active
4285	2036N1072Z	Maintenance Zone 1072	\$ 2,570,000.00	\$ 393.24	\$ 63,818.39	\$ 63,818.39	\$ 1,554,311.11	\$ -	\$ 951,870.50	Active
4281	2036N1076Z	Maintenance Zone 1076	\$ 248,256.21	\$ -	\$ -	\$ 224,661.26	\$ 23,594.95	\$ -	\$ -	Active
4282	2036N1076Z	Maintenance Zone 1076	\$ 1,743.79	\$ -	\$ -	\$ 1,743.79	\$ -	\$ -	\$ -	Active
4286	2036N1076Z	Maintenance Zone 1076	\$ 2,120,000.00	\$ -	\$ -	\$ -	\$ -	\$ -	\$ 2,120,000.00	Active
4281	2036N1078Z	Maintenance Zone 1078	\$ 252,931.57	\$ -	\$ -	\$ 226,834.03	\$ 26,097.54	\$ -	\$ -	Active

2020 GO Bond

Fund 428

As of: 5/31/2026

\$ 278,210,000.00 \$ 4,163,740.62 \$ 39,889,896.93 \$ 129,377,145.15 \$ 42,527,565.84 \$ - \$ 106,305,289.01

Fund	Project	Project Title	Revised budget	MTD Actual	YTD Actual	LTD Actual	Encumb	Committed	Balance	Status
4282	2036N1078Z	Maintenance Zone 1078	\$ 47,068.43	\$ -	\$ -	\$ -	\$ -	\$ -	\$ 47,068.43	Active
4282	2036N1097Z	Maintenance Zone 1097	\$ 15,000.00	\$ -	\$ -	\$ 15,000.00	\$ -	\$ -	\$ -	Active
4283	2036N1097Z	Maintenance Zone 1097	\$ 382,833.00	\$ 68,125.12	\$ 103,442.33	\$ 103,442.33	\$ 50,540.77	\$ -	\$ 228,849.90	Active
4285	2036N1097Z	Maintenance Zone 1097	\$ 812,167.00	\$ -	\$ -	\$ -	\$ -	\$ -	\$ 812,167.00	Active
4285	2036N1098Z	Maintenance Zone 1098	\$ 470,000.00	\$ -	\$ -	\$ -	\$ -	\$ -	\$ 470,000.00	Active
4282	2036N1153Z	Maintenance Zone 1153	\$ 300,000.00	\$ -	\$ 13,636.19	\$ 300,000.00	\$ -	\$ -	\$ -	Active
4285	2036N1153Z	Maintenance Zone 1153	\$ 1,960,000.00	\$ 83,818.76	\$ 1,817,691.70	\$ 1,817,691.70	\$ 113,809.16	\$ -	\$ 28,499.14	Active
4282	2036N1155Z	Maintenance Zone 1155	\$ 75,000.00	\$ -	\$ -	\$ 75,000.00	\$ -	\$ -	\$ -	Active
4283	2036N1155Z	Maintenance Zone 1155	\$ 435,000.00	\$ -	\$ -	\$ 268,527.26	\$ 14,741.65	\$ -	\$ 151,731.09	Active
4282	2036N1157Z	Maintenance Zone 1157	\$ 110,000.00	\$ -	\$ -	\$ 10,000.00	\$ 100,000.00	\$ -	\$ -	Active
4281	2036N2056Z	Maintenance Zone 2056	\$ -	\$ -	\$ -	\$ -	\$ -	\$ -	\$ -	Active
4282	2036N2056Z	Maintenance Zone 2056	\$ 200,000.00	\$ 40,000.00	\$ 40,000.00	\$ 122,810.20	\$ 77,189.80	\$ -	\$ -	Active
4285	2036N2056Z	Maintenance Zone 2056	\$ 1,800,000.00	\$ -	\$ 156.60	\$ 156.60	\$ 820,257.02	\$ -	\$ 979,586.38	Active
4281	2036N2065Z	Maintenance Zone 2065	\$ 362,167.00	\$ -	\$ -	\$ 352,572.54	\$ 7,037.50	\$ -	\$ 2,556.96	Active
4283	2036N2065Z	Maintenance Zone 2065	\$ 3,440,000.00	\$ -	\$ -	\$ 2,206,982.04	\$ -	\$ -	\$ 1,233,017.96	Active
4281	2036N2066Z	Maintenance Zone 2066	\$ 150,000.00	\$ -	\$ -	\$ 140,784.47	\$ 2,085.00	\$ -	\$ 7,130.53	Active
4282	2036N2066Z	Maintenance Zone 2066	\$ 252,833.00	\$ -	\$ -	\$ 252,833.00	\$ -	\$ -	\$ -	Active
4283	2036N2066Z	Maintenance Zone 2066	\$ 1,035,000.00	\$ 11,889.61	\$ 11,889.61	\$ 398,293.87	\$ 104,101.04	\$ -	\$ 532,605.09	Active
4285	2036N2131Z	Maintenance Zone 2131	\$ 590,000.00	\$ -	\$ 52,070.14	\$ 52,070.14	\$ -	\$ -	\$ 537,929.86	Active
4283	2036N3004Z	Maintenance Zone 3004	\$ 150,000.00	\$ -	\$ 78,425.00	\$ 146,547.50	\$ 3,452.50	\$ -	\$ -	Active
4285	2036N3004Z	Maintenance Zone 3004	\$ 1,130,000.00	\$ 26,423.45	\$ 828,342.12	\$ 828,828.73	\$ 136,177.31	\$ -	\$ 164,993.96	Active
4283	2036N3005Z	Maintenance Zone 3005	\$ 350,000.00	\$ -	\$ 6,133.11	\$ 94,690.34	\$ 88,857.92	\$ -	\$ 166,451.74	Active
4285	2036N3008Z	Maintenance Zone 3008	\$ 150,000.00	\$ -	\$ 56,608.11	\$ 66,272.45	\$ 46,603.47	\$ -	\$ 37,124.08	Active
4283	2036N3011Z	Maintenance Zone 3011	\$ 325,000.00	\$ -	\$ 70,600.07	\$ 171,970.75	\$ 60,144.25	\$ -	\$ 92,885.00	Active
4283	2036N3017Z	Maintenance Zone 3017	\$ 300,000.00	\$ -	\$ 31,758.84	\$ 233,331.50	\$ -	\$ -	\$ 66,668.50	Active
4285	2036N3017Z	Maintenance Zone 3017	\$ 2,680,000.00	\$ -	\$ -	\$ -	\$ -	\$ -	\$ 2,680,000.00	Active
4282	2036N3075Z	Maintenance Zone 3075	\$ 280,000.00	\$ -	\$ -	\$ 280,000.00	\$ -	\$ -	\$ -	Active
4281	2036N3081Z	Maintenance Zone 3081	\$ 100,000.00	\$ -	\$ 9,481.01	\$ 98,948.75	\$ 1,051.25	\$ -	\$ -	Active
4282	2036N3081Z	Maintenance Zone 3081	\$ 740,000.00	\$ -	\$ 5,876.08	\$ 364,719.52	\$ -	\$ -	\$ 375,280.48	Active
4285	2036N3082Z	Maintenance Zone 3082	\$ 50,000.00	\$ -	\$ 4,813.37	\$ 4,813.37	\$ 26,837.10	\$ -	\$ 18,349.53	Active
4286	2036N3082Z	Maintenance Zone 3082	\$ 240,000.00	\$ -	\$ -	\$ -	\$ -	\$ -	\$ 240,000.00	Active
4281	2036N4014Z	Maintenance Zone 4014	\$ 135,234.00	\$ -	\$ -	\$ 135,234.00	\$ -	\$ -	\$ -	Active
4282	2036N4014Z	Maintenance Zone 4014	\$ 64,766.00	\$ -	\$ 45,767.38	\$ 61,916.83	\$ 2,849.17	\$ -	\$ -	Active
4285	2036N4014Z	Maintenance Zone 4014	\$ 1,690,000.00	\$ -	\$ 764,056.10	\$ 764,056.10	\$ 925,943.90	\$ -	\$ -	Active
4283	2036N4015Z	Maintenance Zone 4015	\$ 100,000.00	\$ -	\$ -	\$ -	\$ 94,901.57	\$ -	\$ 5,098.43	Active
4285	2036N4015Z	Maintenance Zone 4015	\$ 720,000.00	\$ -	\$ -	\$ -	\$ -	\$ -	\$ 720,000.00	Active
4281	2036N4021Z	Maintenance Zone 4021	\$ 255,909.06	\$ -	\$ 2,253.52	\$ 237,647.88	\$ 18,261.18	\$ -	\$ -	Active
4282	2036N4021Z	Maintenance Zone 4021	\$ 74,090.94	\$ -	\$ 682.20	\$ 27,167.20	\$ 46,923.74	\$ -	\$ -	Active
4285	2036N4021Z	Maintenance Zone 4021	\$ 2,930,000.00	\$ 40,293.40	\$ 40,293.40	\$ 40,293.40	\$ 2,189,231.15	\$ -	\$ 700,475.45	Active
4281	2036N4022Z	Maintenance Zone 4022	\$ 301,197.02	\$ -	\$ -	\$ 301,197.02	\$ -	\$ -	\$ -	Active
4282	2036N4022Z	Maintenance Zone 4022	\$ -	\$ -	\$ -	\$ -	\$ -	\$ -	\$ -	Active
4283	2036N4022Z	Maintenance Zone 4022	\$ -	\$ -	\$ -	\$ -	\$ -	\$ -	\$ -	Active
4285	2036N4022Z	Maintenance Zone 4022	\$ 3,148,803.00	\$ -	\$ 7,246.38	\$ 69,898.14	\$ 2,901.86	\$ -	\$ 3,076,003.00	Active
4282	2036N4023Z	Maintenance Zone 4023	\$ 75,000.00	\$ 1,311.87	\$ 4,657.21	\$ 71,994.75	\$ 3,005.25	\$ -	\$ -	Active

2020 GO Bond

Fund 428

As of: 5/31/2026

\$ 278,210,000.00 \$ 4,163,740.62 \$ 39,889,896.93 \$ 129,377,145.15 \$ 42,527,565.84 \$ - \$ 106,305,289.01

Fund	Project	Project Title	Revised budget	MTD Actual	YTD Actual	LTD Actual	Encumb	Committed	Balance	Status
4283	2036N4023Z	Maintenance Zone 4023	\$ 415,000.00	\$ -	\$ -	\$ 208,155.63	\$ 199,181.91	\$ -	\$ 7,662.46	Active
4285	2036N4029Z	Maintenance Zone 4029	\$ 200,000.00	\$ -	\$ 89,376.72	\$ 89,376.72	\$ 110,623.28	\$ -	\$ -	Active
4281	2036N4030Z	Maintenance Zone 4030	\$ 148,500.00	\$ -	\$ -	\$ 148,500.00	\$ -	\$ -	\$ -	Active
4282	2036N4030Z	Maintenance Zone 4030	\$ 717,237.92	\$ -	\$ -	\$ 717,237.92	\$ -	\$ -	\$ -	Active
4283	2036N4031Z	Maintenance Zone 4031	\$ 77,004.00	\$ 35,422.37	\$ 35,422.37	\$ 35,422.37	\$ 41,581.63	\$ -	\$ -	Active
4282	2036N4067Z	Maintenance Zone 4067	\$ 120,000.00	\$ -	\$ -	\$ 85,939.01	\$ -	\$ -	\$ 34,060.99	Active
4283	2036N4067Z	Maintenance Zone 4067	\$ -	\$ -	\$ -	\$ -	\$ -	\$ -	\$ -	Active
4286	2036N4067Z	Maintenance Zone 4067	\$ 950,000.00	\$ -	\$ -	\$ -	\$ 20,405.99	\$ -	\$ 929,594.01	Active
4282	2036N4069Z	Maintenance Zone 4069	\$ 400,000.00	\$ -	\$ -	\$ 182,493.35	\$ -	\$ -	\$ 217,506.65	Active
4282	2036N5016Z	Maintenance Zone 5016	\$ 800,000.00	\$ -	\$ -	\$ 261,737.21	\$ -	\$ -	\$ 538,262.79	Active
4286	2036N5016Z	Maintenance Zone 5016	\$ 6,280,000.00	\$ -	\$ -	\$ -	\$ -	\$ -	\$ 6,280,000.00	Active
4285	2036N5026Z	Maintenance Zone 5026	\$ 210,000.00	\$ -	\$ 24,503.59	\$ 24,503.59	\$ -	\$ -	\$ 185,496.41	Active
4282	2036N5027Z	Maintenance Zone 5027	\$ 100,000.00	\$ -	\$ 686.88	\$ 55,355.55	\$ 44,644.45	\$ -	\$ -	Active
4285	2036N5027Z	Maintenance Zone 5027	\$ 880,000.00	\$ -	\$ -	\$ -	\$ 588,802.55	\$ -	\$ 291,197.45	Active
4283	2036N5033Z	Maintenance Zone 5033	\$ 280,000.00	\$ -	\$ 842.76	\$ 32,671.46	\$ -	\$ -	\$ 247,328.54	Active
4282	2036N5039Z	Maintenance Zone 5039	\$ 1,530,000.00	\$ -	\$ 26,210.95	\$ 1,135,513.57	\$ 24,737.76	\$ -	\$ 369,748.67	Active
4281	2036N5040Z	Maintenance Zone 5040	\$ 100,000.00	\$ -	\$ -	\$ 90,516.00	\$ 7,642.50	\$ -	\$ 1,841.50	Active
4283	2036N5040Z	Maintenance Zone 5040	\$ 680,000.00	\$ -	\$ -	\$ 607,826.21	\$ -	\$ -	\$ 72,173.79	Active
4281	2036N6035Z	Maintenance Zone 6035	\$ -	\$ -	\$ -	\$ -	\$ -	\$ -	\$ -	Active
4282	2036N6035Z	Maintenance Zone 6035	\$ 120,000.00	\$ -	\$ -	\$ 106,854.21	\$ 13,145.79	\$ -	\$ -	Active
4283	2036N6035Z	Maintenance Zone 6035	\$ 1,020,000.00	\$ -	\$ -	\$ 284,089.00	\$ 559,877.07	\$ -	\$ 176,033.93	Active
4282	2036N6142Z	Maintenance Zone 6142	\$ 242,835.87	\$ -	\$ -	\$ 242,835.87	\$ -	\$ -	\$ -	Active
4283	2036N6142Z	Maintenance Zone 6142	\$ 800,000.00	\$ -	\$ -	\$ 435,175.05	\$ -	\$ -	\$ 364,824.95	Active
4283	2036N6149Z	Maintenance Zone 6149	\$ 200,000.00	\$ -	\$ 23,822.94	\$ 23,822.94	\$ -	\$ -	\$ 176,177.06	Active
4283	2036N6150Z	Maintenance Zone 6150	\$ 450,000.00	\$ 696.81	\$ 12,982.34	\$ 199,860.83	\$ 16,836.17	\$ -	\$ 233,303.00	Active
4281	2036N7048Z	Maintenance Zone 7048	\$ 281,937.83	\$ -	\$ -	\$ 276,414.55	\$ 5,523.28	\$ -	\$ -	Active
4282	2036N7048Z	Maintenance Zone 7048	\$ 18,495.15	\$ -	\$ -	\$ 18,495.15	\$ -	\$ -	\$ -	Active
4283	2036N7048Z	Maintenance Zone 7048	\$ 3,451,197.00	\$ -	\$ 451,347.91	\$ 1,582,170.55	\$ 245,418.24	\$ -	\$ 1,623,608.21	Active
4281	2036N7060Z	Maintenance Zone 7060	\$ 100,000.00	\$ -	\$ -	\$ 84,169.43	\$ 2,719.50	\$ -	\$ 13,111.07	Active
4282	2036N7060Z	Maintenance Zone 7060	\$ 840,204.58	\$ -	\$ -	\$ 840,204.58	\$ -	\$ -	\$ -	Active
4283	2036N7109Z	Maintenance Zone 7109	\$ 175,000.00	\$ 28,614.11	\$ 107,991.65	\$ 175,000.00	\$ -	\$ -	\$ -	Active
4285	2036N7109Z	Maintenance Zone 7109	\$ 1,405,000.00	\$ (18,157.43)	\$ 885,420.99	\$ 885,420.99	\$ 75,536.03	\$ -	\$ 444,042.98	Active
4281	2036N8057Z	Maintenance Zone 8057	\$ 200,000.00	\$ -	\$ -	\$ 190,000.00	\$ 10,000.00	\$ -	\$ -	Active
4283	2036N8057Z	Maintenance Zone 8057	\$ 1,700,000.00	\$ -	\$ -	\$ 1,486,822.61	\$ -	\$ -	\$ 213,177.39	Active
4281	2036N8102Z	Maintenance Zone 8102	\$ 171,234.00	\$ -	\$ 2,327.62	\$ 171,234.00	\$ (765.83)	\$ -	\$ 765.83	Active
4282	2036N8102Z	Maintenance Zone 8102	\$ 2,378,766.00	\$ -	\$ -	\$ 1,518,606.90	\$ -	\$ -	\$ 860,159.10	Active
4282	2036N8113Z	Maintenance Zone 8113	\$ 240,000.00	\$ -	\$ -	\$ 240,000.00	\$ -	\$ -	\$ -	Active
4283	2036N8116Z	Maintenance Zone 8116	\$ 100,000.00	\$ -	\$ -	\$ 664.80	\$ 99,335.20	\$ -	\$ -	Active
4285	2036N8116Z	Maintenance Zone 8116	\$ 600,000.00	\$ -	\$ -	\$ -	\$ 480,137.59	\$ -	\$ 119,862.41	Active
4282	2036N9036Z	Maintenance Zone 9036	\$ 420,000.00	\$ -	\$ 2,718.00	\$ 218,699.20	\$ -	\$ -	\$ 201,300.80	Active
4286	2036N9036Z	Maintenance Zone 9036	\$ 3,700,000.00	\$ -	\$ -	\$ -	\$ -	\$ -	\$ 3,700,000.00	Active
4281	2036N9037Z	Maintenance Zone 9037	\$ 250,000.00	\$ -	\$ -	\$ 240,156.00	\$ -	\$ -	\$ 9,844.00	Active
4283	2036N9037Z	Maintenance Zone 9037	\$ 1,780,000.00	\$ -	\$ 16,331.23	\$ 359,871.93	\$ 1,014,596.74	\$ -	\$ 405,531.33	Active
4281	2036N9038Z	Maintenance Zone 9038	\$ 82,635.84	\$ -	\$ -	\$ 79,284.53	\$ -	\$ -	\$ 3,351.31	Active

2020 GO Bond

Fund 428

As of: 5/31/2026

\$ 278,210,000.00 \$ 4,163,740.62 \$ 39,889,896.93 \$ 129,377,145.15 \$ 42,527,565.84 \$ - \$ 106,305,289.01

Fund	Project	Project Title	Revised budget	MTD Actual	YTD Actual	LTD Actual	Encumb	Committed	Balance	Status
4282	2036N9038Z	Maintenance Zone 9038	\$ 807,364.16	\$ -	\$ 3,856.03	\$ 288,213.19	\$ 3,351.31	\$ -	\$ 515,799.66	Active
4281	2036N9044Z	Maintenance Zone 9044	\$ 25,000.00	\$ -	\$ 628.00	\$ 24,527.07	\$ 472.93	\$ -	\$ -	Active
4282	2036N9044Z	Maintenance Zone 9044	\$ 325,000.00	\$ -	\$ 6,319.71	\$ 143,999.74	\$ 45,993.91	\$ -	\$ 135,006.35	Active
4282	2036N9045Z	Maintenance Zone 9045	\$ 80,000.00	\$ -	\$ -	\$ 80,000.00	\$ -	\$ -	\$ -	Active
4283	2036N9045Z	Maintenance Zone 9045	\$ 500,000.00	\$ -	\$ 1,370.00	\$ 469,154.50	\$ -	\$ -	\$ 30,845.50	Active
4282	2036N9049Z	Maintenance Zone 9049	\$ 400,000.00	\$ -	\$ -	\$ 241,104.00	\$ -	\$ -	\$ 158,896.00	Active
4281	2036N9050Z	Maintenance Zone 9050	\$ 150,000.00	\$ -	\$ -	\$ 148,597.00	\$ 1,403.00	\$ -	\$ -	Active
4283	2036N9050Z	Maintenance Zone 9050	\$ 1,200,000.00	\$ -	\$ 1,040.00	\$ 845,189.95	\$ 345,168.51	\$ -	\$ 9,641.54	Active
4281	2036N9051Z	Maintenance Zone 9051	\$ 95,107.71	\$ -	\$ -	\$ 84,053.27	\$ 11,054.44	\$ -	\$ -	Active
4282	2036N9051Z	Maintenance Zone 9051	\$ 14,892.29	\$ -	\$ -	\$ 14,892.29	\$ -	\$ -	\$ -	Active
4283	2036N9051Z	Maintenance Zone 9051	\$ 960,000.00	\$ -	\$ 6,617.99	\$ 641,828.41	\$ -	\$ -	\$ 318,171.59	Active
4282	2036N9052Z	Maintenance Zone 9052	\$ 180,000.00	\$ -	\$ -	\$ 180,000.00	\$ -	\$ -	\$ -	Active
4281	2036S0001Z	ADA: Sidewalk Corridors	\$ -	\$ -	\$ -	\$ -	\$ -	\$ -	\$ -	Active
4282	2036S0001Z	ADA: Sidewalk Corridors	\$ 1,390,000.00	\$ -	\$ 11,764.97	\$ 11,764.97	\$ -	\$ -	\$ 1,378,235.03	Active
4283	2036S0001Z	ADA: Sidewalk Corridors	\$ 1,270,000.00	\$ -	\$ -	\$ -	\$ -	\$ -	\$ 1,270,000.00	Active
4284	2036S0001Z	Citywide ADA Transition Plan	\$ 632,859.00	\$ -	\$ -	\$ -	\$ -	\$ -	\$ 632,859.00	Active
4285	2036S0001Z	ADA: Sidewalk Corridors	\$ 1,967,141.00	\$ -	\$ -	\$ -	\$ -	\$ -	\$ 1,967,141.00	Active
4286	2036S0001Z	ADA: Sidewalk Corridors	\$ 1,300,000.00	\$ -	\$ -	\$ -	\$ -	\$ -	\$ 1,300,000.00	Active
4281	2036S0002Z	BPI: Go Plan Implement - ENG	\$ 165,000.00	\$ -	\$ -	\$ 164,512.92	\$ (495.72)	\$ -	\$ 982.80	Active
4282	2036S0002Z	BPI: Go Plan Implement - ENG	\$ 1,300,413.00	\$ -	\$ -	\$ 1,300,413.00	\$ -	\$ -	\$ -	Active
4283	2036S0002Z	BPI: Go Plan Implement - ENG	\$ 1,034,587.00	\$ -	\$ 26,637.23	\$ 523,876.04	\$ 510,710.96	\$ -	\$ -	Active
4281	2036S0003Z	BPI: Go Plan Implement - Traff	\$ 10,000.00	\$ -	\$ -	\$ -	\$ -	\$ -	\$ 10,000.00	Active
4282	2036S0003Z	BPI: Go Plan Implement - Traff	\$ 15,000.00	\$ -	\$ -	\$ -	\$ -	\$ -	\$ 15,000.00	Active
4283	2036S0003Z	BPI: Go Plan Implement - Traff	\$ 15,000.00	\$ -	\$ -	\$ -	\$ -	\$ -	\$ 15,000.00	Active
4284	2036S0003Z	BPI: Go Plan Implement - Traff	\$ 15,000.00	\$ -	\$ -	\$ -	\$ -	\$ -	\$ 15,000.00	Active
4285	2036S0003Z	BPI: Go Plan Implement - Traff	\$ 15,000.00	\$ -	\$ -	\$ -	\$ -	\$ -	\$ 15,000.00	Active
4286	2036S0003Z	BPI: Go Plan Implement - Traff	\$ 15,000.00	\$ -	\$ -	\$ -	\$ -	\$ -	\$ 15,000.00	Active
4281	2036S0004Z	BPI: Arterial Sidewalk	\$ 500,000.00	\$ -	\$ -	\$ 500,000.00	\$ -	\$ -	\$ -	Active
4282	2036S0004Z	BPI: Arterial Sidewalk	\$ 250,000.00	\$ -	\$ -	\$ 250,000.00	\$ -	\$ -	\$ -	Active
4283	2036S0004Z	BPI: Arterial Sidewalk	\$ 250,000.00	\$ -	\$ -	\$ 250,000.00	\$ -	\$ -	\$ -	Active
4284	2036S0004Z	Bicycle/Pedestrian Infrastruct	\$ 250,000.00	\$ 70,732.18	\$ 70,732.18	\$ 200,000.00	\$ 50,000.00	\$ -	\$ -	Active
4285	2036S0004Z	BPI: Arterial Sidewalk	\$ 250,000.00	\$ 25,582.82	\$ 25,582.82	\$ 25,582.82	\$ -	\$ -	\$ 224,417.18	Active
4286	2036S0004Z	BPI: Arterial Sidewalk	\$ 275,000.00	\$ -	\$ -	\$ -	\$ -	\$ -	\$ 275,000.00	Active
4281	2036S0005Z	BPI: Non Arterial Sidewalk	\$ 150,000.00	\$ -	\$ -	\$ 150,000.00	\$ -	\$ -	\$ -	Active
4282	2036S0005Z	BPI: Non Arterial Sidewalk	\$ 75,000.00	\$ -	\$ -	\$ 75,000.00	\$ -	\$ -	\$ -	Active
4283	2036S0005Z	BPI: Non Arterial Sidewalk	\$ 75,000.00	\$ -	\$ -	\$ 47,591.43	\$ 27,408.57	\$ -	\$ -	Active
4284	2036S0005Z	Bicycle/Pedestrian Infrastruct	\$ 75,000.00	\$ -	\$ -	\$ 41,623.95	\$ 33,376.05	\$ -	\$ -	Active
4285	2036S0005Z	BPI: Non Arterial Sidewalk	\$ 100,000.00	\$ -	\$ -	\$ -	\$ 100,000.00	\$ -	\$ -	Active
4286	2036S0005Z	BPI: Non Arterial Sidewalk	\$ 100,000.00	\$ 10,857.77	\$ 11,823.42	\$ 11,823.42	\$ 18,483.66	\$ -	\$ 69,692.92	Active
4282	2036W0001Z	Gilcrease Rd: Pine St - Admira	\$ 5,052,003.88	\$ 3,040.77	\$ 2,349,229.37	\$ 4,356,279.37	\$ 695,724.51	\$ -	\$ -	Active
4283	2036W0001Z	Gilcrease Rd: Pine St - Admira	\$ 9,000,000.00	\$ 1,823,945.82	\$ 9,000,000.00	\$ 9,000,000.00	\$ -	\$ -	\$ -	Active
4283	2036W0002Z	81st St S-Tacoma to Maybelle	\$ 900,000.00	\$ 155.00	\$ 832,536.68	\$ 891,842.88	\$ 8,157.12	\$ -	\$ -	Active
4285	2036W0002Z	81 St S: Tacoma - Maybelle WD	\$ 7,400,000.00	\$ -	\$ 4,534,901.23	\$ 4,534,901.23	\$ -	\$ -	\$ 2,865,098.77	Active
4283	2036W0003Z	81st St S & Elwood Intersect	\$ 755,000.00	\$ -	\$ 231,024.62	\$ 377,703.67	\$ 100,796.33	\$ -	\$ 276,500.00	Active

2020 GO Bond

Fund 428

As of: 5/31/2026

\$ 278,210,000.00 \$ 4,163,740.62 \$ 39,889,896.93 \$ 129,377,145.15 \$ 42,527,565.84 \$ - \$ 106,305,289.01

Fund	Project	Project Title	Revised budget	MTD Actual	YTD Actual	LTD Actual	Encumb	Committed	Balance	Status
4286	2036W0003Z	81 St S & Elwood Ave INTERSCTN	\$ 495,000.00	\$ -	\$ -	\$ -	\$ -	\$ -	\$ 495,000.00	Active
4281	2036W0004Z	91 St S: Memorial - Mingo Rd W	\$ -	\$ -	\$ -	\$ -	\$ -	\$ -	\$ -	Active
4282	2036W0004Z	91 St S: Memorial - Mingo Rd W	\$ 2,200,000.00	\$ -	\$ 1,189,543.50	\$ 1,653,031.84	\$ 546,968.16	\$ -	\$ -	Active
4285	2036W0004Z	91 St S: Memorial - Mingo Rd W	\$ 8,500,000.00	\$ 43,433.01	\$ 858,204.46	\$ 858,204.46	\$ 793,488.26	\$ -	\$ 6,848,307.28	Active
4282	2036W0005Z	101st St S & Sheridan INTERSCT	\$ 1,200,000.00	\$ 770.03	\$ 75,370.37	\$ 363,613.68	\$ 239,572.71	\$ -	\$ 596,813.61	Active
4282	2036W0006Z	81 St S: Harvard Ave - Yale Av	\$ 1,500,000.00	\$ 26,559.29	\$ 201,088.12	\$ 880,574.84	\$ 619,425.16	\$ -	\$ -	Active
4281	2036X0002Z	ADA: Transit Stops	\$ -	\$ -	\$ -	\$ -	\$ -	\$ -	\$ -	Active
4282	2036X0002Z	ADA: Transit Stops	\$ 120,000.00	\$ -	\$ -	\$ -	\$ -	\$ -	\$ 120,000.00	Active
4283	2036X0002Z	ADA: Transit Stops	\$ 70,000.00	\$ -	\$ -	\$ -	\$ -	\$ -	\$ 70,000.00	Active
4281	2036X0003Z	ADA: Signalized Intersections	\$ -	\$ -	\$ -	\$ -	\$ -	\$ -	\$ -	Active
4282	2036X0003Z	ADA: Signalized Intersections	\$ 500,000.00	\$ -	\$ 300,000.00	\$ 300,000.00	\$ 200,000.00	\$ -	\$ -	Active
4283	2036X0003Z	ADA: Signalized Intersections	\$ 460,000.00	\$ 200,000.00	\$ 200,000.00	\$ 200,000.00	\$ -	\$ -	\$ 260,000.00	Active
4284	2036X0003Z	Citywide ADA Transition Plan	\$ 460,000.00	\$ -	\$ -	\$ -	\$ -	\$ -	\$ 460,000.00	Active
4285	2036X0003Z	ADA: Signalized Intersections	\$ 460,000.00	\$ -	\$ -	\$ -	\$ -	\$ -	\$ 460,000.00	Active
4286	2036X0003Z	ADA: Signalized Intersections	\$ 460,000.00	\$ -	\$ -	\$ -	\$ -	\$ -	\$ 460,000.00	Active
4282	2036X0004Z	CW Infrastructure Partnership	\$ 3,370,000.00	\$ -	\$ 1,246,350.91	\$ 2,425,833.90	\$ 424,138.81	\$ -	\$ 520,027.29	Active
4283	2036X0004Z	CW Infrastructure Partnership	\$ 700,413.00	\$ -	\$ 5,997.35	\$ 467,960.35	\$ -	\$ -	\$ 232,452.65	Active
4284	2036X0004Z	Citywide Infrastructure Partne	\$ 1,832,227.00	\$ -	\$ -	\$ 896,383.31	\$ 487,516.20	\$ -	\$ 448,327.49	Active
4285	2036X0004Z	CW Infrastructure Partnership	\$ 427,409.00	\$ -	\$ -	\$ -	\$ -	\$ -	\$ 427,409.00	Active
4281	2036X0005Z	TE: Signal Coord and Communica	\$ 100,000.00	\$ -	\$ 12,881.58	\$ 100,000.00	\$ -	\$ -	\$ -	Active
4282	2036X0005Z	TE: Signal Coord and Communica	\$ 210,000.00	\$ -	\$ 90,611.79	\$ 200,611.79	\$ 9,388.21	\$ -	\$ -	Active
4283	2036X0005Z	TE: Signal Coord and Communica	\$ 210,000.00	\$ -	\$ -	\$ 198,437.58	\$ 11,562.42	\$ -	\$ -	Active
4284	2036X0005Z	Traffic Engineering - Signal C	\$ 200,000.00	\$ -	\$ 822.22	\$ 195,856.54	\$ 4,143.46	\$ -	\$ -	Active
4285	2036X0005Z	TE: Signal Coord and Communica	\$ 80,000.00	\$ 9,720.00	\$ 9,914.99	\$ 54,678.27	\$ 19,700.69	\$ -	\$ 5,621.04	Active
4286	2036X0005Z	TE: Signal Coord and Communica	\$ 80,000.00	\$ -	\$ -	\$ -	\$ -	\$ -	\$ 80,000.00	Active
4281	2036X0006Z	TE: Signal Instal, Repair and	\$ 300,000.00	\$ -	\$ -	\$ 300,000.00	\$ -	\$ -	\$ -	Active
4282	2036X0006Z	TE: Signal Instal, Repair and	\$ 630,000.00	\$ 376.48	\$ 25,261.77	\$ 452,552.50	\$ 177,447.50	\$ -	\$ -	Active
4283	2036X0006Z	TE: Signal Instal, Repair and	\$ 630,000.00	\$ 310,429.95	\$ 478,801.65	\$ 493,366.65	\$ 136,633.35	\$ -	\$ -	Active
4284	2036X0006Z	Traffic Engineering - Signal	\$ 600,000.00	\$ 82,344.39	\$ 82,344.39	\$ 82,344.39	\$ 307,826.68	\$ -	\$ 209,828.93	Active
4285	2036X0006Z	TE: Signal Instal, Repair and	\$ 240,000.00	\$ -	\$ -	\$ -	\$ -	\$ -	\$ 240,000.00	Active
4286	2036X0006Z	TE: Signal Instal, Repair and	\$ 240,000.00	\$ -	\$ -	\$ -	\$ -	\$ -	\$ 240,000.00	Active
4281	2036X0007Z	TE: Traffic Calming	\$ 50,000.00	\$ -	\$ -	\$ 50,000.00	\$ -	\$ -	\$ -	Active
4282	2036X0007Z	TE: Traffic Calming	\$ 315,000.00	\$ -	\$ -	\$ 315,000.00	\$ -	\$ -	\$ -	Active
4283	2036X0007Z	TE: Traffic Calming	\$ 105,000.00	\$ 211.29	\$ 16,626.92	\$ 105,000.00	\$ -	\$ -	\$ -	Active
4284	2036X0007Z	Traffic Engineering - Traffic	\$ 30,000.00	\$ 191.27	\$ 30,000.00	\$ 30,000.00	\$ -	\$ -	\$ -	Active
4281	2036X0008Z	TE: Lighting Repair and Replac	\$ 100,000.00	\$ -	\$ -	\$ 51,370.80	\$ 48,629.20	\$ -	\$ -	Active
4283	2036X0008Z	TE: Lighting Repair and Replac	\$ 210,000.00	\$ 2,568.88	\$ 33,632.26	\$ 104,130.47	\$ 105,869.53	\$ -	\$ -	Active
4284	2036X0008Z	Traffic Engineering - Lighting	\$ 270,000.00	\$ -	\$ 220,684.00	\$ 250,000.00	\$ 20,000.00	\$ -	\$ -	Active
4285	2036X0008Z	TE: Lighting Repair and Replac	\$ 120,000.00	\$ -	\$ -	\$ -	\$ 44,759.35	\$ -	\$ 75,240.65	Active
4286	2036X0008Z	TE: Lighting Repair and Replac	\$ 120,000.00	\$ -	\$ -	\$ -	\$ -	\$ -	\$ 120,000.00	Active
4281	2036X0009Z	TE: Pavement Markings and Sign	\$ 375,000.00	\$ -	\$ -	\$ 375,000.00	\$ -	\$ -	\$ -	Active
4282	2036X0009Z	TE: Pavement Markings and Sign	\$ 785,000.00	\$ 448.03	\$ 117,871.28	\$ 731,487.34	\$ 53,512.66	\$ -	\$ -	Active
4283	2036X0009Z	TE: Pavement Markings and Sign	\$ 790,000.00	\$ -	\$ -	\$ 790,000.00	\$ -	\$ -	\$ -	Active
4284	2036X0009Z	Traffic Engineering - Pavement	\$ 750,000.00	\$ 2,308.38	\$ 411,330.69	\$ 672,485.92	\$ 77,514.08	\$ -	\$ -	Active

2020 GO Bond

Fund 428

As of: 5/31/2026

\$ 278,210,000.00 \$ 4,163,740.62 \$ 39,889,896.93 \$ 129,377,145.15 \$ 42,527,565.84 \$ - \$ 106,305,289.01

Fund	Project	Project Title	Revised budget	MTD Actual	YTD Actual	LTD Actual	Encumb	Committed	Balance	Status
4285	2036X0009Z	TE: Pavement Markings and Sign	\$ 300,000.00	\$ -	\$ 219,031.02	\$ 219,031.02	\$ 80,968.98	\$ -	\$ -	Active
4286	2036X0009Z	TE: Pavement Markings and Sign	\$ 300,000.00	\$ -	\$ 78,834.88	\$ 78,834.88	\$ 221,165.12	\$ -	\$ -	Active
4281	2036X0010Z	TE: Guardrail Repair and Repl	\$ 50,000.00	\$ -	\$ -	\$ 50,000.00	\$ -	\$ -	\$ -	Active
4282	2036X0010Z	TE: Guardrail Repair and Repl	\$ 105,000.00	\$ -	\$ -	\$ 105,000.00	\$ -	\$ -	\$ -	Active
4283	2036X0010Z	TE: Guardrail Repair and Repl	\$ 105,000.00	\$ -	\$ -	\$ 105,000.00	\$ -	\$ -	\$ -	Active
4284	2036X0010Z	Traffic Engineering - Guardrai	\$ 240,000.00	\$ -	\$ 12,360.00	\$ 204,903.01	\$ -	\$ -	\$ 35,096.99	Active
4281	2036X0011Z	Arena District Master Pln Impl	\$ -	\$ -	\$ -	\$ -	\$ -	\$ -	\$ -	Active
4282	2036X0011Z	Arena District Master Pln Impl	\$ 582,458.00	\$ 18,911.80	\$ 162,207.04	\$ 352,728.99	\$ 72,507.01	\$ -	\$ 157,222.00	Active
4285	2036X0011Z	Arena District Master Pln Impl	\$ 5,417,542.00	\$ -	\$ -	\$ -	\$ -	\$ -	\$ 5,417,542.00	Active
4286	2037B0153Z	Bridge #153	\$ 50,000.00	\$ -	\$ -	\$ -	\$ -	\$ -	\$ 50,000.00	Active
4281	2037B0173Z	Bridge #173	\$ 50,000.00	\$ -	\$ -	\$ 32,950.00	\$ -	\$ -	\$ 17,050.00	Active
4283	2037B0173Z	Bridge #173	\$ 350,000.00	\$ -	\$ -	\$ -	\$ -	\$ -	\$ 350,000.00	Active
4286	2037B0179Z	Bridge #179	\$ 40,000.00	\$ -	\$ -	\$ -	\$ -	\$ -	\$ 40,000.00	Active
4286	2037B0183Z	Bridge #183	\$ 40,000.00	\$ -	\$ -	\$ -	\$ -	\$ -	\$ 40,000.00	Active
4281	2037B0201C	Bridge #201C	\$ 20,000.00	\$ -	\$ 12,000.00	\$ 20,000.00	\$ -	\$ -	\$ -	Active
4282	2037B0201C	Bridge #201C	\$ 80,000.00	\$ -	\$ 80,000.00	\$ 80,000.00	\$ -	\$ -	\$ -	Active
4281	2037B0204Z	Bridge #204	\$ 145,000.00	\$ -	\$ -	\$ 145,000.00	\$ -	\$ -	\$ -	Active
4282	2037B0204Z	Bridge #204	\$ 1,055,000.00	\$ -	\$ 13,671.21	\$ 840,427.86	\$ 99,810.50	\$ -	\$ 114,761.64	Active
4286	2037B0219D	Bridge #219D	\$ 50,000.00	\$ -	\$ -	\$ -	\$ -	\$ -	\$ 50,000.00	Active
4286	2037B0225Z	Bridge #225	\$ 650,000.00	\$ -	\$ -	\$ -	\$ 650,000.00	\$ -	\$ -	Active
4281	2037B0232A	Bridge #232A	\$ 100,000.00	\$ -	\$ 76,830.96	\$ 100,000.00	\$ -	\$ -	\$ -	Active
4282	2037B0232A	Bridge #232A	\$ 600,000.00	\$ -	\$ 573,000.00	\$ 573,000.00	\$ 27,000.00	\$ -	\$ -	Active
4286	2037B0232Z	Bridge #232	\$ 50,000.00	\$ -	\$ -	\$ -	\$ -	\$ -	\$ 50,000.00	Active
4286	2037B0236Z	Bridge #236	\$ 50,000.00	\$ -	\$ -	\$ -	\$ -	\$ -	\$ 50,000.00	Active
4281	2037B0241Z	Bridge #241	\$ 150,000.00	\$ -	\$ 653.48	\$ 54,601.74	\$ 95,398.26	\$ -	\$ -	Active
4282	2037B0241Z	Bridge #241	\$ 950,000.00	\$ -	\$ -	\$ 10,000.00	\$ 940,000.00	\$ -	\$ -	Active
4281	2037B0245Z	Bridge #245	\$ 100,000.00	\$ 1,964.39	\$ 1,964.39	\$ 98,919.84	\$ 1,080.16	\$ -	\$ -	Active
4282	2037B0245Z	Bridge #245	\$ 735,173.71	\$ -	\$ -	\$ 735,173.71	\$ -	\$ -	\$ -	Active
4281	2037B0261B	Bridge #261B	\$ 35,000.00	\$ -	\$ -	\$ 35,000.00	\$ -	\$ -	\$ -	Active
4282	2037B0261B	Bridge #261B	\$ 140,000.00	\$ -	\$ -	\$ 79,357.11	\$ -	\$ -	\$ 60,642.89	Active
4281	2037B0263Z	Bridge #263	\$ 65,000.00	\$ -	\$ 1,861.29	\$ 40,000.00	\$ 25,000.00	\$ -	\$ -	Active
4282	2037B0263Z	Bridge #263	\$ 400,000.00	\$ -	\$ 2,662.33	\$ 7,662.33	\$ 392,337.67	\$ -	\$ -	Active
4281	2037B0269Z	Bridge #269	\$ 50,000.00	\$ -	\$ 25,000.00	\$ 50,000.00	\$ -	\$ -	\$ -	Active
4282	2037B0269Z	Bridge #269	\$ 350,000.00	\$ 119,688.80	\$ 350,000.00	\$ 350,000.00	\$ -	\$ -	\$ -	Active
4286	2037B0271Z	Bridge #271	\$ 50,000.00	\$ -	\$ -	\$ -	\$ -	\$ -	\$ 50,000.00	Active
4281	2037B0286Z	Bridge #286	\$ 30,000.00	\$ -	\$ 22,000.00	\$ 30,000.00	\$ -	\$ -	\$ -	Active
4282	2037B0286Z	Bridge #286	\$ 120,000.00	\$ 9,083.52	\$ 9,083.52	\$ 9,083.52	\$ 110,916.48	\$ -	\$ -	Active
4281	2037B0301A	Bridge #301A	\$ 40,000.00	\$ -	\$ 7,565.30	\$ 35,378.21	\$ 4,621.79	\$ -	\$ -	Active
4282	2037B0301A	Bridge #301A	\$ 160,000.00	\$ -	\$ -	\$ 5,000.00	\$ 155,000.00	\$ -	\$ -	Active
4281	2037B0301Z	Bridge #301	\$ 30,000.00	\$ -	\$ 11,016.18	\$ 30,000.00	\$ -	\$ -	\$ -	Active
4282	2037B0301Z	Bridge #301	\$ 135,000.00	\$ -	\$ 23,724.45	\$ 28,724.45	\$ 106,275.55	\$ -	\$ -	Active
4286	2037B0315Z	Bridge #315	\$ 25,000.00	\$ -	\$ -	\$ -	\$ -	\$ -	\$ 25,000.00	Active
4286	2037B0322Z	Bridge #322	\$ 40,000.00	\$ -	\$ -	\$ -	\$ -	\$ -	\$ 40,000.00	Active
4286	2037B0336Z	Bridge #336	\$ 40,000.00	\$ -	\$ -	\$ -	\$ -	\$ -	\$ 40,000.00	Active

2020 GO Bond

Fund 428

As of: 5/31/2026

\$ 278,210,000.00 \$ 4,163,740.62 \$ 39,889,896.93 \$ 129,377,145.15 \$ 42,527,565.84 \$ - \$ 106,305,289.01

Fund	Project	Project Title	Revised budget	MTD Actual	YTD Actual	LTD Actual	Encumb	Committed	Balance	Status
4286	2037B0340Z	Bridge #340	\$ 50,000.00	\$ -	\$ -	\$ -	\$ -	\$ -	\$ 50,000.00	Active
4281	2037B0343Z	Bridge #343	\$ 10,000.00	\$ -	\$ 6,000.00	\$ 10,000.00	\$ -	\$ -	\$ -	Active
4282	2037B0343Z	Bridge #343	\$ 40,000.00	\$ -	\$ 40,000.00	\$ 40,000.00	\$ -	\$ -	\$ -	Active
4286	2037B0346Z	Bridge #346	\$ 50,000.00	\$ -	\$ -	\$ -	\$ -	\$ -	\$ 50,000.00	Active
4286	2037B0404Z	Bridge #404	\$ 50,000.00	\$ -	\$ -	\$ -	\$ -	\$ -	\$ 50,000.00	Active
4281	2037B0423Z	Bridge #423	\$ 20,000.00	\$ -	\$ 12,000.00	\$ 20,000.00	\$ -	\$ -	\$ -	Active
4282	2037B0423Z	Bridge #423	\$ 80,000.00	\$ 80,000.00	\$ 80,000.00	\$ 80,000.00	\$ -	\$ -	\$ -	Active
4286	2037B0424Z	Bridge #424	\$ 40,000.00	\$ -	\$ -	\$ -	\$ -	\$ -	\$ 40,000.00	Active
4286	2037B0425Z	Bridge #425	\$ 50,000.00	\$ -	\$ -	\$ -	\$ -	\$ -	\$ 50,000.00	Active
4286	2037B0474Z	Bridge #474	\$ 40,000.00	\$ -	\$ -	\$ -	\$ -	\$ -	\$ 40,000.00	Active
4286	2037B0482Z	Bridge #482	\$ 50,000.00	\$ -	\$ -	\$ -	\$ -	\$ -	\$ 50,000.00	Active
4281	2037B1000Z	CW Bridge Rehab and Inspection	\$ 150,000.00	\$ -	\$ -	\$ 150,000.00	\$ -	\$ -	\$ -	Active
4282	2037B1000Z	CW Bridge Rehab and Inspection	\$ 50,000.00	\$ -	\$ 5,125.56	\$ 49,806.77	\$ 193.23	\$ -	\$ -	Active
4283	2037B1000Z	CW Bridge Rehab and Inspection	\$ 100,000.00	\$ -	\$ 12,455.85	\$ 16,758.35	\$ 83,241.65	\$ -	\$ -	Active
4286	2037B1000Z	CW Bridge Rehab and Inspection	\$ 50,000.00	\$ -	\$ -	\$ -	\$ 50,000.00	\$ -	\$ -	Active
4281	2039X0009Z	TE: Traffic Studies	\$ 25,000.00	\$ -	\$ -	\$ 25,000.00	\$ -	\$ -	\$ -	Active
4282	2039X0009Z	TE: Traffic Studies	\$ 40,000.00	\$ -	\$ -	\$ 40,000.00	\$ -	\$ -	\$ -	Active
4283	2039X0009Z	TE: Traffic Studies	\$ 35,000.00	\$ -	\$ 25,000.00	\$ 31,839.40	\$ -	\$ -	\$ 3,160.60	Active
4284	2039X0009Z	Traffic Engineering - Traffic	\$ 40,000.00	\$ -	\$ 36,065.15	\$ 36,065.15	\$ 3,934.85	\$ -	\$ -	Active
4285	2039X0009Z	TE: Traffic Studies	\$ 35,000.00	\$ -	\$ -	\$ -	\$ 35,000.00	\$ -	\$ -	Active
4286	2039X0009Z	TE: Traffic Studies	\$ 40,000.00	\$ -	\$ -	\$ -	\$ -	\$ -	\$ 40,000.00	Active
4282	2036A0009Z	Pine St: Peoria Ave - Lewis Av	\$ 340,000.00	\$ -	\$ -	\$ 340,000.00	\$ -	\$ -	\$ -	Closed
4282	2036A0020Z	Lewis Ave: Pine St - Admiral P	\$ 320,000.00	\$ -	\$ -	\$ 320,000.00	\$ -	\$ -	\$ -	Closed
4281	2036A0072Z	11th St S & Lewis Ave INTERSCT	\$ 270,000.00	\$ -	\$ -	\$ 270,000.00	\$ -	\$ -	\$ -	Closed
4282	2036A0076Z	31st St S & Peoria Ave INTERSC	\$ 52,097.00	\$ -	\$ -	\$ 52,097.00	\$ -	\$ -	\$ -	Closed
4282	2036N3010Z	Maintenance Zone 3010	\$ 200,000.00	\$ -	\$ -	\$ 200,000.00	\$ -	\$ -	\$ -	Closed
4281	2036X0001Z	ADA: Transition Plan Update	\$ 250,000.00	\$ -	\$ -	\$ 250,000.00	\$ -	\$ -	\$ -	Closed
4281	2037B0167Z	Bridge #167	\$ 30,000.00	\$ -	\$ -	\$ 30,000.00	\$ -	\$ -	\$ -	Closed
4282	2037B0167Z	Bridge #167	\$ 100,000.00	\$ -	\$ -	\$ 100,000.00	\$ -	\$ -	\$ -	Closed
4281	2037B0258Z	Bridge #258	\$ 35,000.00	\$ -	\$ -	\$ 35,000.00	\$ -	\$ -	\$ -	Closed
4282	2037B0258Z	Bridge #258	\$ 240,000.00	\$ -	\$ -	\$ 240,000.00	\$ -	\$ -	\$ -	Closed
4281	2037B0261A	Bridge #261A	\$ 35,000.00	\$ -	\$ -	\$ 35,000.00	\$ -	\$ -	\$ -	Closed
4282	2037B0261A	Bridge #261A	\$ 140,000.00	\$ -	\$ -	\$ 140,000.00	\$ -	\$ -	\$ -	Closed
4281	2037B0359Z	Bridge #359	\$ 15,000.00	\$ -	\$ -	\$ 15,000.00	\$ -	\$ -	\$ -	Closed
4282	2037B0359Z	Bridge #359	\$ 35,000.00	\$ -	\$ -	\$ 35,000.00	\$ -	\$ -	\$ -	Closed

2024 GO BOND FUNDS

FUNDS 4291-4296 COMBINED

(2024 GENERAL OBLIGATION BOND FUNDS)

2024 GO Bond

Fund 429

As of: 5/31/2026

\$ 210,185,000.00 \$ 3,676,619.04 \$ 12,463,933.92 \$ 62,012,361.62 \$ 67,437,788.07 \$ - \$ 80,734,850.31

Fund	Project	Project Title	Revised budget	MTD Actual	YTD Actual	LTD Actual	Encumb	Committed	Balance	Status
4291	2419X0011Z	Bond Issuance Cost	\$ 160,000.00	\$ -	\$ -	\$ 160,000.00	\$ -	\$ -	\$ -	Active
4292	2419X0011Z	Bond Issuance Cost	\$ 150,000.00	\$ -	\$ -	\$ 150,000.00	\$ -	\$ -	\$ -	Active
4293	2419X0011Z	Bond Issuance Cost - IoT 3	\$ 20,000.00	\$ -	\$ 9,126.00	\$ 20,000.00	\$ -	\$ -	\$ -	Active
4294	2419X0011Z	Bond Issuance Cost - IoT 3	\$ 65,000.00	\$ -	\$ 65,000.00	\$ 65,000.00	\$ -	\$ -	\$ -	Active
4295	2419X0011Z	Bond Issuance Cost - IoT 3	\$ 175,000.00	\$ -	\$ 81,271.12	\$ 81,271.12	\$ -	\$ -	\$ 93,728.88	Active
4292	2423X0012Z	Safety Training Center Drive T	\$ 4,370,000.00	\$ -	\$ -	\$ 2,791,564.27	\$ 444,893.45	\$ -	\$ 1,133,542.28	Active
4294	2424B0037Z	PSC: Building Acq & Relocation	\$ 45,000,000.00	\$ -	\$ 307,609.98	\$ 26,627,350.54	\$ 13,713,555.76	\$ -	\$ 4,659,093.70	Active
4295	2424B0039Z	PSC: Police-Courts Building De	\$ 2,500,000.00	\$ -	\$ -	\$ -	\$ -	\$ -	\$ 2,500,000.00	Active
4294	2425X0038Z	PSC: Fire/Police Equip Mainten	\$ 2,000,000.00	\$ -	\$ -	\$ -	\$ 1,184,456.04	\$ -	\$ 815,543.96	Active
4295	2425X0038Z	PSC: Fire/Police Equip Mainten	\$ 14,000,000.00	\$ -	\$ -	\$ -	\$ -	\$ -	\$ 14,000,000.00	Active
4291	2436A0002Z	CW Arterial Streets R&R	\$ 3,300,000.00	\$ 48,043.63	\$ 812,698.57	\$ 812,698.57	\$ 1,785,209.98	\$ -	\$ 702,091.45	Active
4292	2436A0002Z	CW Arterial Streets R&R	\$ 2,333,000.00	\$ -	\$ 654.53	\$ 654.53	\$ 957,000.00	\$ -	\$ 1,375,345.47	Active
4295	2436A0014Z	S Sheridan Ave: E 81 St-E 91 S	\$ 750,000.00	\$ -	\$ -	\$ -	\$ 750,000.00	\$ -	\$ -	Active
4295	2436A0015Z	S Sheridan Ave: E 91 St-101 St	\$ 750,000.00	\$ -	\$ -	\$ -	\$ 656,389.00	\$ -	\$ 93,611.00	Active
4292	2436B0005Z	CW: Bridge Rehab & Replacement	\$ 1,925,000.00	\$ 1,379.59	\$ 191,636.91	\$ 1,228,772.19	\$ 696,227.81	\$ -	\$ -	Active
4293	2436B0005Z	CW: Bridge Rehab & Replacement	\$ 500,000.00	\$ -	\$ -	\$ -	\$ 500,000.00	\$ -	\$ -	Active
4295	2436B0005Z	CW: Bridge Rehab & Replacement	\$ 2,975,000.00	\$ 26,189.68	\$ 26,876.78	\$ 26,876.78	\$ 2,882,757.82	\$ -	\$ 65,365.40	Active
4291	2436N0002Z	CW: Non-Art Street Rehab & Rep	\$ -	\$ -	\$ -	\$ -	\$ -	\$ -	\$ -	Active
4292	2436N0002Z	CW: Non-Art Street Rehab & Rep	\$ 6,267,000.00	\$ -	\$ 1,602,274.63	\$ 1,602,274.63	\$ 1,989,279.96	\$ -	\$ 2,675,445.41	Active
4292	2436N0007Z	CW: Alleys	\$ 200,000.00	\$ -	\$ -	\$ -	\$ 5,019.29	\$ -	\$ 194,980.71	Active
4295	2436N0007Z	CW: Alleys	\$ 200,000.00	\$ -	\$ -	\$ -	\$ -	\$ -	\$ 200,000.00	Active
4291	2436S0004Z	CW Sidewalks	\$ 100,000.00	\$ -	\$ -	\$ -	\$ -	\$ -	\$ 100,000.00	Active
4292	2436S0004Z	CW Sidewalks	\$ 480,000.00	\$ -	\$ -	\$ -	\$ -	\$ -	\$ 480,000.00	Active
4295	2436S0004Z	CW Sidewalks	\$ 875,000.00	\$ -	\$ -	\$ -	\$ -	\$ -	\$ 875,000.00	Active
4295	2436S0017Z	CW ADA:Transition Plan Impl	\$ 2,000,000.00	\$ -	\$ -	\$ -	\$ -	\$ -	\$ 2,000,000.00	Active
4291	2436W0003Z	41st St: Garnett - 129EA Widen	\$ 1,000,000.00	\$ -	\$ 35,146.98	\$ 236,235.22	\$ 104,314.78	\$ -	\$ 659,450.00	Active
4292	2436W0003Z	41st St: Garnett - 129EA Widen	\$ 2,500,000.00	\$ -	\$ -	\$ -	\$ -	\$ -	\$ 2,500,000.00	Active
4295	2436W0013Z	Intersection - E 41st & S 145t	\$ 150,000.00	\$ -	\$ -	\$ -	\$ -	\$ -	\$ 150,000.00	Active
4291	2436X0001Z	Inflation Increases - Streets	\$ 10,400,000.00	\$ 3,085,747.35	\$ 3,085,781.26	\$ 3,085,781.26	\$ 7,314,218.74	\$ -	\$ -	Active
4292	2436X0001Z	Inflation Increases - Streets	\$ 5,700,000.00	\$ -	\$ 135,565.43	\$ 135,565.43	\$ 5,557,559.57	\$ -	\$ 6,875.00	Active
4293	2436X0001Z	Inflation Increases - Streets	\$ 10,815,000.00	\$ 113,432.15	\$ 1,180,512.23	\$ 1,180,512.23	\$ 4,481,167.61	\$ -	\$ 5,153,320.16	Active
4295	2436X0001Z	Inflation Increases - Streets	\$ 17,225,000.00	\$ -	\$ -	\$ -	\$ -	\$ -	\$ 17,225,000.00	Active
4292	2436X0002Z	CW Street Matching Funds	\$ 3,600,000.00	\$ 4,958.40	\$ 164,737.05	\$ 1,341,361.64	\$ 1,268,930.92	\$ -	\$ 989,707.44	Active
4293	2436X0002Z	Citywide Grant Matching Funds	\$ 3,600,000.00	\$ 11,952.12	\$ 174,977.33	\$ 323,961.20	\$ 864,139.50	\$ -	\$ 2,411,899.30	Active
4292	2436X0003Z	Engineering Testing Inspection	\$ 500,000.00	\$ 979.53	\$ 62,143.45	\$ 489,480.37	\$ 2,022.13	\$ -	\$ 8,497.50	Active
4292	2436X0006Z	CW: Traffic Engineering	\$ 2,650,000.00	\$ 93,762.98	\$ 212,210.13	\$ 276,960.53	\$ 160,478.42	\$ -	\$ 2,212,561.05	Active
4292	2443S0012Z	CW: Parks parking lot rehab	\$ 800,000.00	\$ -	\$ -	\$ -	\$ 800,000.00	\$ -	\$ -	Active
4291	2443X0005Z	Chamberlain - Pool Improvement	\$ 1,000,000.00	\$ -	\$ -	\$ 1,000,000.00	\$ -	\$ -	\$ -	Active
4292	2443X0005Z	Chamberlain - Park Improvement	\$ 5,000,000.00	\$ -	\$ -	\$ -	\$ 5,000,000.00	\$ -	\$ -	Active
4291	2443X0006Z	Swan Lake Renovations	\$ 500,000.00	\$ -	\$ 6,010.04	\$ 498,393.39	\$ -	\$ -	\$ 1,606.61	Active
4291	2443X0007Z	Zink Lake Infrastructure needs	\$ 4,352,432.22	\$ -	\$ -	\$ 4,352,432.22	\$ -	\$ -	\$ -	Active
4292	2443X0008Z	Mohawk Golf Courses Renovation	\$ 4,000,000.00	\$ -	\$ -	\$ -	\$ -	\$ -	\$ 4,000,000.00	Active
4291	2443X0009Z	Zink Lake Infrastrucure needs	\$ 647,567.78	\$ -	\$ 180,001.49	\$ 589,831.52	\$ 53,511.06	\$ -	\$ 4,225.20	Active
4295	2443X0028Z	Johnson Park Rehabilitation	\$ 5,000,000.00	\$ -	\$ -	\$ -	\$ 4,280,977.66	\$ -	\$ 719,022.34	Active

2024 GO Bond

Fund 429

As of: 5/31/2026

\$ 210,185,000.00 \$ 3,676,619.04 \$ 12,463,933.92 \$ 62,012,361.62 \$ 67,437,788.07 \$ - \$ 80,734,850.31

Fund	Project	Project Title	Revised budget	MTD Actual	YTD Actual	LTD Actual	Encumb	Committed	Balance	Status
4291	2444B0008Z	Gilcrease Museum Improvs Match	\$ 10,000,000.00	\$ -	\$ -	\$ 10,000,000.00	\$ -	\$ -	\$ -	Active
4291	2444B0009Z	Tulsa Zoo Roof Replacements	\$ 1,200,000.00	\$ -	\$ -	\$ -	\$ -	\$ -	\$ 1,200,000.00	Active
4292	2444B0009Z	Tulsa Zoo Roof Replacements	\$ 1,800,000.00	\$ -	\$ -	\$ -	\$ -	\$ -	\$ 1,800,000.00	Active
4295	2444B0009Z	Tulsa Zoo Roof Replacements	\$ 1,800,000.00	\$ -	\$ -	\$ -	\$ -	\$ -	\$ 1,800,000.00	Active
4291	2444B0010Z	Tulsa Zoo Rainforest Rehab	\$ 8,000,000.00	\$ 286,484.24	\$ 1,471,466.77	\$ 1,472,109.21	\$ 3,789,519.72	\$ -	\$ 2,738,371.07	Active
4294	2444B0020Z	BOK Center - Safety/Security	\$ 1,150,000.00	\$ -	\$ -	\$ -	\$ -	\$ -	\$ 1,150,000.00	Active
4294	2444B0026Z	TPAC - Design/Proj Management	\$ 5,000,000.00	\$ -	\$ 2,281,636.26	\$ 2,528,153.98	\$ 2,471,846.02	\$ -	\$ -	Active
4295	2444B0026Z	TPAC - Design/Proj Management	\$ 5,000,000.00	\$ -	\$ -	\$ -	\$ 4,550,392.41	\$ -	\$ 449,607.59	Active
4295	2444B0041Z	Zoo: Perimeter Risk Mitigation	\$ 500,000.00	\$ -	\$ -	\$ -	\$ -	\$ -	\$ 500,000.00	Active
4292	2444X0010Z	BOK Center Improvements	\$ 4,675,000.00	\$ 3,689.37	\$ 376,596.98	\$ 935,120.79	\$ 1,094,979.42	\$ -	\$ 2,644,899.79	Active
4294	2444X0010Z	BOK Center Improvements	\$ 525,000.00	\$ -	\$ -	\$ -	\$ 78,941.00	\$ -	\$ 446,059.00	Active

COMBINED STATEMENT OF OTHER FUND ACTIVITY

FUNDS 400, 401, 403, 404, 425


SALES TAX OVERVIEW COMMITTEE REPORT
(FUNDS 401, 403, 404, 425, 426)
Combined Statement of Fund Activity
May 31, 2026

Fund	LIFE-TO-DATE APPROPRIATIONS	EXPEDITURES			ENCUMBERED/ COMMITTED	BALANCE
		CURRENT MONTH	FISCAL YEAR-TO-DATE	LIFE-TO-DATE		
FUND 400 - 1985 SALES TAX ECONOMIC DE	\$ 810,946.70	\$ -	\$ 37,375.00	\$ 810,946.70	\$ -	\$ -
2436S0005Z Crosbie Heights Sidewalks	37,375.00	-	37,375.00	37,375.00	-	-
FUND 401 - 2001 SALES TAX FUND	\$ 84,907,871.03	\$ -	\$ -	\$ 84,905,730.03	\$ -	\$ 2,141.00
2036D0008Z 1st 2nd & 4th St Two-Way Co	\$ 2,141.00	-	-	\$ -	-	\$ 2,141.00
FUND 403 - 2006 EXT SALES TAX ADVACE	\$ 27,705,922.61	\$ -	\$ 245.83	\$ 27,705,922.61	\$ -	\$ -
017150 Woodward & Forestry Impr.	470,000.00	-	245.83	470,000.00	-	-
FUND 404 - 2008 SPECIAL TEMP SALES TA	\$ 149,658,132.00	\$ -	\$ 4,819.32	\$ 145,445,185.88	\$ 48,314.12	\$ 4,164,632.00
104017 Art Rehab Citywide	81,942,004.00	-	4.00	81,942,004.00	-	-
104021 Citywide Non-arterial RTPV	34,082,000.00	-	-	34,063,044.35	18,955.65	-
104022 Citywide General Engineering	1,383,000.00	-	4,815.32	1,353,641.53	29,358.47	-
2036D0008Z 1st 2nd & 4th St Two-Way Co	4,164,632.00	-	-	-	-	4,164,632.00
FUND 425 - 2005 BOND ISSUE (4250-4255)	\$ 75,966,288.83	\$ -	\$ -	\$ 75,953,279.68	\$ -	\$ 13,009.15
055103 UDE Renovation	\$ 47,852.41	\$ -	\$ -	\$ 39,018.26	\$ -	\$ 8,834.15
055105 UDSW Renovation	\$ 60,629.78	\$ -	\$ -	\$ 56,454.78	\$ -	\$ 4,175.00
FUND 426 - 2008 BOND ISSUE (4260-4266)	\$ 231,103,877.59	\$ -	\$ 294,095.52	\$ 230,387,831.92	\$ (125,688.88)	\$ 841,734.55
104009 Citywide-Arterial Rehab&Cons	\$ 354,095.52	\$ -	\$ 294,095.52	\$ 354,095.52	\$ -	\$ -
104013 Citywide - Local Match	\$ 2,996,000.00	\$ -	\$ -	\$ 2,996,000.00	\$ (75,497.11)	\$ 75,497.11
104525 Maintenance Zone 5025	\$ 4,733,675.43	\$ -	\$ -	\$ 4,733,675.43	\$ -	\$ -
144063 Bridge Replacement And Reh.	\$ 1,787,083.90	\$ -	\$ -	\$ 1,787,083.90	\$ (24,101.77)	\$ 24,101.77
144063 Bridge Replacement And Reh.	\$ 412,916.10	\$ -	\$ -	\$ 412,916.10	\$ (26,090.00)	\$ 26,090.00
2337B0162Z Bridge #162: Boston Ave	\$ 301,333.24	\$ -	\$ -	\$ -	\$ -	\$ 301,333.24
2337B0162Z Bridge #162 Boston Ave	\$ 280,400.04	\$ -	\$ -	\$ -	\$ -	\$ 280,400.04
2337B0162Z Bridge #162 Boston Ave	\$ 19,236.05	\$ -	\$ -	\$ -	\$ -	\$ 19,236.05
2337B0162Z Bridge #162 Boston Ave	\$ 31,111.47	\$ -	\$ -	\$ -	\$ -	\$ 31,111.47
2337B0162Z Bridge #162 Boston Ave	\$ 416,860.24	\$ -	\$ -	\$ 332,895.37	\$ -	\$ 83,964.87

ALL FUNDS BUDGET ACTIONS

Ordinance

Version 3.7 released on 7/1/25



CITY COUNCIL USE ONLY

Date Received:
Committee Date: 4-1-26
1st Agenda Date: 4-1-26

Tracking #: 26-225-1
Committee: UED
Hearing Date:
2nd Agenda Date: 4-15-26

CITY CLERK USE ONLY

Scanned
Posted

Date: 04.22.2026
Item #: 2603.00597

All department items requiring Council approval must be submitted through the Mayor's Office.

Primary Details

Form with fields: Dept. Tracking No. (BA100265), Board Approval, Other Board Name, City Council Approval (Yes/No), Department (Finance), Contact Name (Jarrod Moore), Email (jlmoore@cityoftulsa.org), Phone ((918)-596-7809), Subject (Police Jail Overflow | Fund 100), Ordinance Type (Budget Amendment), Section, Township, Range, Lot, Block, Address, BA / CT Number (BA100265), Amending Ord. No., TRO Title No., TRO Subtitle, Property/Non-Property, Council District, Zoning No., PUD No., Planning District.

Budget

Table with 2 columns: Funding Source(s), Amount. Row: General Fund/Police Department/Other Services: \$967,713.00. Row: TOTAL: \$967,713.00.

Approvals

Approval signatures and dates. Department: Christy Basgall. Date: Mar 6, 2026. Board: [Signature]. Date: MAR 11 2026. Includes initials CBW and JM.

Policy Statement

Background Information: This ordinance will appropriate a total of \$967,713.00 within the Police Department General Fund other services account. Fund will be used to cover additional cost to Tulsa County for jail overflow.

Summation of the Requested Action: Request that the Mayor and Council accept the attached Budget Amendment Ordinance, BA100265, \$967,713.00.

Emergency Clause? Reason for Emergency Clause. Radio buttons for Yes/No.

Processing Information for City Clerk's Office

Post Execution Processing: Mail vendor copy, Must be filed with other governmental entity, Add'l governmental entity approval(s) required. Additional Routing and Processing Details: Set as Original Budget: No to all.

(Published in the Tulsa World

April 26, 2026)

ORDINANCE NO. 25778

AN ORDINANCE AMENDING THE FISCAL YEAR 2025-26 BUDGET OF THE CITY OF TULSA, OKLAHOMA TO MAKE SUPPLEMENTAL APPROPRIATIONS OF NINE HUNDRED SIXTY-SEVEN THOUSAND SEVEN HUNDRED THIRTEEN DOLLARS AND ZERO CENTS (\$967,713.00), RECOGNIZED FROM UNAPPROPRIATED FUND BALANCE WITHIN THE GENERAL FUND (FUND 100), AS FOLLOWS:

BE IT ORDAINED BY THE CITY OF TULSA:

Section 1. That the Fiscal Year 2025-26 Budget of the City of Tulsa, Oklahoma be and it is hereby amended to make supplemental appropriations of Nine Hundred Sixty-Seven Thousand Seven Hundred Thirteen Dollars and Zero Cents (\$967,713.00), recognized from Unappropriated Fund Balance within the General Fund (Fund 100), as follows:


**GENERAL FUND
(FUND 100)
POLICE DEPARTMENT**

Jail Overflow	
Other Services and Charges	\$ 967,713.00
TOTAL DEPARTMENT CHANGE	<u>\$ 967,713.00</u>
TOTAL FUND CHANGE	<u>\$ 967,713.00</u>

Section 2. That this ordinance shall take effect immediately from and after its adoption and approval.

APR 15 2026


Adopted by the Council: _____
Date



Chair of the Council

Approved by the Mayor of the City of Tulsa, Oklahoma, APR 22 2026 at
Date

Time



Mayor **Monroe Nichols IV**
Mayor of the City of Tulsa


(Seal)

ATTEST:



City Clerk 

APPROVED:



City Attorney

AFFIDAVIT OF PUBLICATION

Tulsa World
315 S. Boulder Ave. , Tulsa, OK 74103
(918) 582-0921

I, Anjana Bhadoriya, of lawful age, being duly sworn upon oath depose and say that I am an agent of Column Software, PBC, duly appointed and authorized agent of the Publisher of Tulsa World, a publication that is a "legal newspaper" as that phrase is defined for the city of Tulsa, for the County of Tulsa, in the state of Oklahoma, that this affidavit is Page 1 of 2 with the full text of the sworn-to notice set forth on the pages that follow, and that the attachment hereto contains the correct copy of what was published in said legal newspaper in consecutive issues on the following dates:

Publication Dates:

- Apr 26, 2026

Notice ID: bX1QyrJMIVpyrbdRkwZC


Notice Name: Ordinance No. 25778

Publication Fee: \$38.62

I state under penalty of perjury under the laws of Oklahoma that the foregoing is true and correct.

Anjana Bhadoriya

Agent



VERIFICATION

State of Florida
County of Orange

Signed or attested before me on this: 04/28/2026

J. Ra

Notary Public

Notarized remotely online using communication technology via Proof.

Published in the Tulsa World, Tulsa, Tulsa County,
Oklahoma, April 26, 2026

ORDINANCE NO. 25778

AN ORDINANCE AMENDING THE FISCAL YEAR 2025-26 BUDGET OF THE CITY OF TULSA, OKLAHOMA TO MAKE SUPPLEMENTAL APPROPRIATIONS OF NINE HUNDRED SIXTY-SEVEN THOUSAND SEVEN HUNDRED THIRTEEN DOLLARS AND ZERO CENTS (\$967,713.00), RECOGNIZED FROM UNAPPROPRIATED FUND BALANCE WITHIN THE GENERAL FUND (FUND 100), AS FOLLOWS:

BE IT ORDAINED BY THE CITY OF TULSA:

Section 1. That the Fiscal Year 2025-26 Budget of the City of Tulsa, Oklahoma be and it is hereby amended to make supplemental appropriations of Nine Hundred Sixty-Seven Thousand Seven Hundred Thirteen Dollars and Zero Cents (\$967,713.00), recognized from Unappropriated Fund Balance within the General Fund (Fund 100), as follows:

**GENERAL FUND
(FUND 100)
POLICE DEPARTMENT**

Jail Overflow	
Other Services and Charges	\$ 967,713.00
TOTAL DEPARTMENT CHANGE	<u>\$ 967,713.00</u>
TOTAL FUND CHANGE	<u>\$ 967,713.00</u>

Section 2. That this ordinance shall take effect immediately from and after its adoption and approval.

ADOPTED by the Tulsa City Council, this 15th Day of April 2026

Karen Gilbert, Chair of the City Council

APPROVED by the Mayor of the City of Tulsa, Oklahoma, this 22nd Day of April 2026

Monroe Nichols IV, Mayor

ATTEST: Christina Chappell, City Clerk

APPROVED: Jack Blair, City Attorney



COL-TUL-106421

Ordinance

Version 3.7 released on 7/1/25



CITY COUNCIL USE ONLY

Date Received:
Committee Date: 4-29-26
1st Agenda Date: 4-29-26

Tracking #: 26-349-1
Committee: UED
Hearing Date:
2nd Agenda Date: 5-6-26

CITY CLERK USE ONLY

Scanned
Posted
Date: 05.13.2026
Item #: 2604.00967

All department items requiring Council approval must be submitted through the Mayor's Office.

Primary Details

Form with fields: Dept. Tracking No., Board Approval, Other Board Name, City Council Approval, Department, Contact Name, Email, Phone, Subject (Description), Ordinance Type, Section, Township, Range, Lot, Block, Address, BA / CT Number, Amending Ord. No., TRO Title No., TRO Subtitle, Property/Non-Property, Council District, Zoning No., PUD No., Planning District.

Budget

Table with columns: Funding Source(s), Amount, TOTAL: \$5,000.00

Approvals

Approval signatures and dates for Department, Legal, Board, Mayor, and Other.

Policy Statement

Background Information
Budget Amendment
Fund 100 - General Fund
Appropriation recognizing donation revenue
Dept. of Resilience and Equity - Office of Financial Empowerment
\$5,000.00

Summation of the Requested Action
This action will appropriate \$5,000, recognized from donation revenue to the General Fund (Fund 100), to the Department of Resilience and Equity's Office of Financial Empowerment (OFE) within the Materials and Supplies account group, to be used for expenses related to the April and May Financial Literacy Events hosted by the OFE.

Emergency Clause? Reason for Emergency Clause

Processing Information for City Clerk's Office

Post Execution Processing

- Mail vendor copy (add'l signature copies attached)
- Must be filed with other governmental entity
- Add'l governmental entity approval(s) required

Additional Routing and Processing Details

(Published in the Tulsa World

May 17, 2026)

ORDINANCE NO. 25789

AN ORDINANCE AMENDING THE FISCAL YEAR 2025-26 BUDGET OF THE CITY OF TULSA, OKLAHOMA TO MAKE SUPPLEMENTAL APPROPRIATIONS OF FIVE THOUSAND DOLLARS AND ZERO CENTS (\$5,000.00), RECOGNIZED FROM DONATION REVENUE WITHIN THE GENERAL FUND (FUND 100), AS FOLLOWS:

BE IT ORDAINED BY THE CITY OF TULSA:

Section 1. That the Fiscal Year 2025-26 Budget of the City of Tulsa, Oklahoma be and it is hereby amended to make supplemental appropriations of Five Thousand Dollars and Zero Cents (\$5,000.00), recognized from Donation Revenue within the General Fund (Fund 100), as follows:

**GENERAL FUND
(FUND 100)
DEPARTMENT OF RESILIENCE AND EQUITY**

Materials and Supplies	\$ 5,000.00
TOTAL DEPARTMENT CHANGE	<u>\$ 5,000.00</u>
TOTAL FUND CHANGE	<u>\$ 5,000.00</u>


Section 2. That this ordinance shall take effect immediately from and after its adoption and approval.

Adopted by the Council: MAY 06 2026
Date


Chair of the Council

Approved by the Mayor of the City of Tulsa, Oklahoma, MAY 13 2026 at
Date

Time




Mayor

(Seal)

ATTEST:



City Clerk



APPROVED:



City Attorney

AFFIDAVIT OF PUBLICATION

Tulsa World
315 S. Boulder Ave. , Tulsa, OK 74103
(918) 582-0921

I, Anjana Bhadoriya, of lawful age, being duly sworn upon oath depose and say that I am an agent of Column Software, PBC, duly appointed and authorized agent of the Publisher of Tulsa World, a publication that is a "legal newspaper" as that phrase is defined for the city of Tulsa, for the County of Tulsa, in the state of Oklahoma, that this affidavit is Page 1 of 2 with the full text of the sworn-to notice set forth on the pages that follow, and that the attachment hereto contains the correct copy of what was published in said legal newspaper in consecutive issues on the following dates:

Publication Dates:

- May 17, 2026

Notice ID: eCQsNtNLs8iZfzkt3EYQ

Notice Name: Ordinance No. 25789

Publication Fee: \$37.77

I state under penalty of perjury under the laws of Oklahoma that the foregoing is true and correct.

Anjana Bhadoriya

Agent

VERIFICATION


State of Florida
County of Broward

Signed or attested before me on this: 05/19/2026

S. Smith

Notary Public

Notarized remotely online using communication technology via Proof.



Published in the Tulsa World, Tulsa, Tulsa County,
Oklahoma, May 17, 2026

ORDINANCE NO. 25789

AN ORDINANCE AMENDING THE FISCAL YEAR 2025-26 BUDGET OF THE CITY OF TULSA, OKLAHOMA TO MAKE SUPPLEMENTAL APPROPRIATIONS OF FIVE THOUSAND DOLLARS AND ZERO CENTS (\$5,000.00), RECOGNIZED FROM DONATION REVENUE WITHIN THE GENERAL FUND (FUND 100), AS FOLLOWS:

BE IT ORDAINED BY THE CITY OF TULSA:

Section 1. That the Fiscal Year 2025-26 Budget of the City of Tulsa, Oklahoma be and it is hereby amended to make supplemental appropriations of Five Thousand Dollars and Zero Cents (\$5,000.00), recognized from Donation Revenue within the General Fund (Fund 100), as follows:

**GENERAL FUND
(FUND 100)
DEPARTMENT OF RESILIENCE AND EQUITY**

Materials and Supplies	\$ 5,000.00
TOTAL DEPARTMENT CHANGE	<u>\$ 5,000.00</u>
TOTAL FUND CHANGE	\$ 6,000.00

Section 2. That this ordinance shall take effect immediately from and after its adoption and approval.

ADOPTED by the Tulsa City Council, this 6th Day of May 2026

Karen Gilbert, Chair of the City Council

APPROVED by the Mayor of the City of Tulsa, Oklahoma, this 13th Day of May 2026

Monroe Nichols IV, Mayor

ATTEST: Christina Chappell, City Clerk


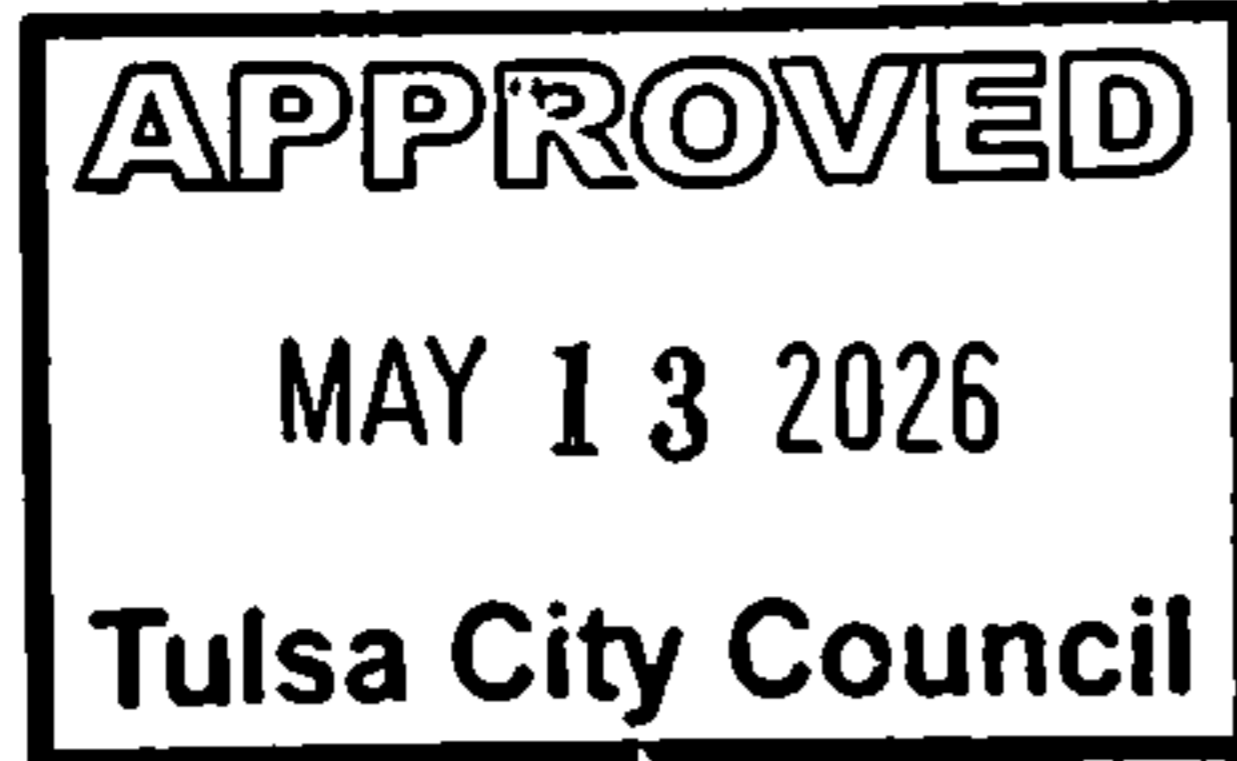
APPROVED: Jack Blair, City Attorney



COL-TUL-106722

Ordinance

Version 3.7 released on 7/1/25



CITY COUNCIL USE ONLY

Date Received:
Committee Date: 5-6-26
1st Agenda Date: 5-6-26

Tracking #: 26-373-1
Committee: UED
Hearing Date:
2nd Agenda Date: 5-13-26

Scanned
Posted

CITY CLERK USE ONLY

Date: 05.20.2026
Item #: 2604_01074

All department items requiring Council approval must be submitted through the Mayor's Office.

Primary Details

Form with fields: Dept. Tracking No., Board Approval, Other Board Name, City Council Approval, Department, Contact Name, Email, Phone, Subject (Description), Ordinance Type, Section, Township, Range, Lot, Block, Address, BA / CT Number, Amending Ord. No., TRO Title No., TRO Subtitle, Property/Non-Property, Council District, Zoning No., PUD No., Planning District

Budget

Table with columns: Funding Source(s), Amount, TOTAL: \$19,587.20

Approvals

Department: Christy Basgall
Legal:
Board:
Mayor: Krystal S. Reyes, Mayor Pro Tem
Other:

Date: Apr 27, 2026
Date:
Date:
Date: APR 29 2026
Date:

Policy Statement

Background Information
The Parks Dept was awarded the USDA - USFS Urban and Community Forestry Grant; Grant 26403. This action will appropriate \$19,587.20 to the Parks and Recreation Department within their personal services and other services and charges account groups in the Urban and Community Forestry Program Fund; from grant proceeds. Grant funds will be used for signage and labor to plant trees.

Summation of the Requested Action
Request Mayor and Council approve the attached Budget Amendment Ordinance | Subfund 3101| Urban and Community Forestry Program | \$19,587.20

Emergency Clause?
Reason for Emergency Clause
Yes
No

Processing Information for City Clerk's Office

Post Execution Processing

- Mail vendor copy (add'l signature copies attached)
- Must be filed with other governmental entity
- Add'l governmental entity approval(s) required

Additional Routing and Processing Details

(Published in the Tulsa World

May 24, 2026)

ORDINANCE NO. 25795

AN ORDINANCE AMENDING THE FISCAL YEAR 2025-26 BUDGET OF THE CITY OF TULSA, OKLAHOMA, TO MAKE SUPPLEMENTAL APPROPRIATIONS OF NINETEEN THOUSAND FIVE HUNDRED EIGHTY-SEVEN DOLLARS AND TWENTY CENTS (\$19,587.20), RECOGNIZED FROM UNAPPROPRIATED FUND BALANCE WITHIN THE URBAN AND COMMUNITY FORESTRY PROGRAM SUBFUND (SUBFUND 3101) AS FOLLOWS:

BE IT ORDAINED BY THE CITY OF TULSA:

Section 1. That the Fiscal Year 2025-26 Budget of the City of Tulsa, Oklahoma, be and it is hereby amended to make supplemental appropriations of Nineteen Thousand Five Hundred Eighty-Seven Dollars and Twenty Cents (\$19,587.20), recognized from Unappropriated Fund Balance within the Urban and Community Forestry Program Subfund (Subfund 3101) as follows:

**URBAN AND COMMUNITY FORESTRY PROGRAM
(SUBFUND 3101)
PARKS AND RECREATION DEPARTMENT**

Urban and Community Forestry Program

Personal Services	\$ 17,587.20
Other Services and Charges	\$ 2,000.00
TOTAL DEPARTMENT CHANGE	<u>\$ 19,587.20</u>
TOTAL FUND CHANGE	<u>\$ 19,587.20</u>

Section 2. That this ordinance shall take effect immediately from and after its adoption and approval.

Adopted by the Council: MAY 13 2026
Date


Chair of the Council

Approved by the Mayor of the City of Tulsa, Oklahoma, MAY 20 2026 at
Date


Time

Mayor

(Seal)

ATTEST:

[Signature]
City Clerk



APPROVED:

[Signature]
City Attorney

AFFIDAVIT OF PUBLICATION

Tulsa World
315 S. Boulder Ave. , Tulsa, OK 74103
(918) 582-0921

I, Anjana Bhadoriya, of lawful age, being duly sworn upon oath depose and say that I am an agent of Column Software, PBC, duly appointed and authorized agent of the Publisher of Tulsa World, a publication that is a "legal newspaper" as that phrase is defined for the city of Tulsa, for the County of Tulsa, in the state of Oklahoma, that this affidavit is Page 1 of 2 with the full text of the sworn-to notice set forth on the pages that follow, and that the attachment hereto contains the correct copy of what was published in said legal newspaper in consecutive issues on the following dates:

Publication Dates:

- May 24, 2026

Notice ID: REnxCuBEqPAuJk3Z0pl

Notice Name: Ordinance No. 25795

Publication Fee: \$43.52

I state under penalty of perjury under the laws of Oklahoma that the foregoing is true and correct.

Anjana Bhadoriya

Agent

SHARONN E THOMAS-POPE
NOTARY PUBLIC
STATE OF NEW JERSEY
My Commission Expires January 23, 2027

VERIFICATION

State of New Jersey
County of Camden

Signed or attested before me on this: 06/02/2026



Notary Public

Notarized remotely online using communication technology via Proof.

Published in the Tulsa World, Tulsa, Tulsa County,
Oklahoma, May 24, 2026

ORDINANCE NO. 25795

AN ORDINANCE AMENDING THE FISCAL YEAR 2025-26 BUDGET OF THE CITY OF TULSA, OKLAHOMA, TO MAKE SUPPLEMENTAL APPROPRIATIONS OF NINETEEN THOUSAND FIVE HUNDRED EIGHTY-SEVEN DOLLARS AND TWENTY CENTS (\$19,587.20), RECOGNIZED FROM UNAPPROPRIATED FUND BALANCE WITHIN THE URBAN AND COMMUNITY FORESTRY PROGRAM SUBFUND (SUBFUND 3101) AS FOLLOWS:

BE IT ORDAINED BY THE CITY OF TULSA:

Section 1. That the Fiscal Year 2025-26 Budget of the City of Tulsa, Oklahoma, be and it is hereby amended to make supplemental appropriations of Nineteen Thousand Five Hundred Eighty-Seven Dollars and Twenty Cents (\$19,587.20), recognized from Unappropriated Fund Balance within the Urban and Community Forestry Program Subfund (Subfund 3101) as follows:

**URBAN AND COMMUNITY FORESTRY PROGRAM
(SUBFUND 3101)
PARKS AND RECREATION DEPARTMENT**

Urban and Community Forestry Program	
Personal Services	\$ 17,587.20
Other Services and Charges	\$ 2,000.00
TOTAL DEPARTMENT CHANGE	\$ 19,587.20

TOTAL FUND CHANGE	\$ 19,587.20
--------------------------	---------------------

Section 2. That this ordinance shall take effect immediately from and after its adoption and approval.

ADOPTED by the Tulsa City Council, this 13th Day of May 2026

Karen Gilbert, Chair of the City Council

APPROVED by the Mayor of the City of Tulsa, Oklahoma, this 20th Day of May 2026

Monroe Nichols IV, Mayor

ATTEST: Christina Chappell, City Clerk



APPROVED: Jack Blair, City Attorney



COL-TUL-106825

Ordinance

Version 3.7 released on 7/1/25



CITY COUNCIL USE ONLY

Date Received: _____
Committee Date: 4-1-26
1st Agenda Date: 4-1-26

Tracking #: 26-274-1
Committee: UED
Hearing Date: _____
2nd Agenda Date: 4-15-26

CITY CLERK USE ONLY

Scanned Posted
Date: 04.22.2026
Item #: 2603.00728

All department items requiring Council approval must be submitted through the Mayor's Office.

Primary Details

Dept. Tracking No.	Board Approval	Other Board Name	City Council Approval <input checked="" type="radio"/> Yes <input type="radio"/> No
Department Finance	Contact Name Jarrod Moore	Email jlmoores@cityoftulsa.org	Phone 918-596-7809
Subject (Description) Developer Incentives Sales Tax Redevelopment Loan Repayment Fund Fund 408		Ordinance Type Budget Amendment	
Section	Township	Range	Lot
Block	Address		BA / CT Number BA4081479
Amending Ord. No.	TRO Title No.	TRO Subtitle	Property/Non-Property
Council District	Zoning No.	PUD No.	Planning District

Budget

Funding Source(s)		
Sales Tax Redevelopment Loan Repayment Fund (Fund 408) / Mayor's Office of Economic Development Department / Developer Incentives:		\$2,500,000.00
TOTAL:		\$2,500,000.00

Approvals

Department: <u>Clayton Bergall</u>	Date: <u>Mar 18, 2026</u>
Legal: _____	Date: _____
Board: _____	Date: _____
Mayor: <u>[Signature]</u>	Date: <u>MAR 25 2026</u>
Other: _____	Date: _____

Policy Statement

Background Information

This budget action will appropriate \$2,500,000 to other services accounts for the MAYOR'S OFFICE OF ECONOMIC DEVELOPMENT DEPARTMENT within the SALES TAX REDEVELOPMENT LOAN REPAYMENT FUND (FUND 408).

To further support economic development, the City has entered into an economic development agreement with Direct Retail Partners, LLC to partially fund improvements to existing building, parking lot, and public infrastructure required in connection with the development of a new IKEA retail store within the Tulsa Hills shopping center.

Summation of the Requested Action

Request the Mayor and Council approve the attached Budget Amendment, BA4081479 | Economic Development Incentive | \$2,500,000.00

Emergency Clause?

Yes
 No

Reason for Emergency Clause

Processing Information for City Clerk's Office

Post Execution Processing

- Mail vendor copy (add'l signature copies attached)
- Must be filed with other governmental entity
- Add'l governmental entity approval(s) required

Additional Routing and Processing Details

Set to Original - Yes to all

(Published in the Tulsa World

April 26, 2026)

ORDINANCE NO. 25780

AN ORDINANCE AMENDING THE FISCAL YEAR 2025-26 BUDGET OF THE CITY OF TULSA, OKLAHOMA TO MAKE SUPPLEMENTAL APPROPRIATIONS OF TWO MILLION DOLLARS AND ZERO CENTS (\$2,500,000.00), RECOGNIZED FROM UNAPPROPRIATED FUND BALANCE WITHIN THE SALES TAX REDEVELOPMENT LOAN REPAYMENTS FUND (FUND 408), AS FOLLOWS:

BE IT ORDAINED BY THE CITY OF TULSA:

Section 1. That the Fiscal Year 2025-26 Budget of the City of Tulsa, Oklahoma be and it is hereby amended to make supplemental appropriations of Two Million Dollars and Zero Cents (\$2,500,000.00), recognized from Unappropriated Fund Balance within the Sales Tax Redevelopment Loan Repayments Fund (Fund 408), as follows:

**SALES TAX REDEVELOPMENT LOAN REPAYMENTS FUND
(FUND 408)**

MAYOR'S OFFICE OF ECONOMIC DEVELOPMENT DEPARTMENT

Developer Incentives

Other Services \$ 2,500,000.00

TOTAL DEPARTMENT CHANGE \$ 2,500,000.00

TOTAL FUND CHANGE \$ 2,500,000.00


Section 2. That this ordinance shall take effect immediately from and after its adoption and approval.

Adopted by the Council: APR 15 2026
Date


Chair of the Council

Approved by the Mayor of the City of Tulsa, Oklahoma, APR 22 2026 at
Date


Time


Mayor
Monroe Nichols IV
Mayor of the City of Tulsa

(Seal)

ATTEST:


City Clerk APR 22 2026



APPROVED:


City Attorney

AFFIDAVIT OF PUBLICATION

Tulsa World
315 S. Boulder Ave. , Tulsa, OK 74103
(918) 582-0921

I, Anjana Bhadoriya, of lawful age, being duly sworn upon oath depose and say that I am an agent of Column Software, PBC, duly appointed and authorized agent of the Publisher of Tulsa World, a publication that is a "legal newspaper" as that phrase is defined for the city of Tulsa, for the County of Tulsa, in the state of Oklahoma, that this affidavit is Page 1 of 2 with the full text of the sworn-to notice set forth on the pages that follow, and that the attachment hereto contains the correct copy of what was published in said legal newspaper in consecutive issues on the following dates:

Publication Dates:

- Apr 26, 2026

Notice ID: byjqZyC1eIE7pZ4lvYQy


Notice Name: Ordinance No. 25780

Publication Fee: \$42.37

I state under penalty of perjury under the laws of Oklahoma that the foregoing is true and correct.

Anjana Bhadoriya

Agent



VERIFICATION

State of Florida
County of Orange

Signed or attested before me on this: 04/28/2026

J. T. A.

Notary Public

Notarized remotely online using communication technology via Proof.

Published in the Tulsa World, Tulsa, Tulsa County,
Oklahoma, April 26, 2026

ORDINANCE NO. 25780

AN ORDINANCE AMENDING THE FISCAL YEAR 2025-26 BUDGET OF THE CITY OF TULSA, OKLAHOMA TO MAKE SUPPLEMENTAL APPROPRIATIONS OF TWO MILLION DOLLARS AND ZERO CENTS (\$2,500,000.00), RECOGNIZED FROM UNAPPROPRIATED FUND BALANCE WITHIN THE SALES TAX REDEVELOPMENT LOAN REPAYMENTS FUND (FUND 408), AS FOLLOWS:

BE IT ORDAINED BY THE CITY OF TULSA:

Section 1. That the Fiscal Year 2025-26 Budget of the City of Tulsa, Oklahoma be and it is hereby amended to make supplemental appropriations of Two Million Dollars and Zero Cents (\$2,500,000.00), recognized from Unappropriated Fund Balance within the Sales Tax Redevelopment Loan Repayments Fund (Fund 408), as follows:

SALES TAX REDEVELOPMENT LOAN REPAYMENTS FUND (FUND 408)	
MAYOR'S OFFICE OF ECONOMIC DEVELOPMENT DEPARTMENT	
Developer Incentives	
Other Services	\$ 2,500,000.00
TOTAL DEPARTMENT CHANGE	\$ 2,500,000.00
TOTAL FUND CHANGE	\$ 2,500,000.00

Section 2. That this ordinance shall take effect immediately from and after its adoption and approval.

ADOPTED by the Tulsa City Council, this 15th Day of April 2026

Karen Gilbert, Chair of the City Council

APPROVED by the Mayor of the City of Tulsa, Oklahoma, this 22nd Day of April 2026

Monroe Nichols IV, Mayor

ATTEST: Christina Chappell, City Clerk

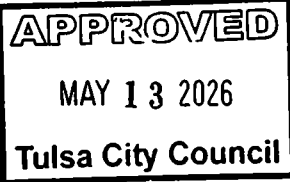
APPROVED: Jack Blair, City Attorney



COL-TUL-106420

Ordinance

Version 3.7 released on 7/1/25



CITY COUNCIL USE ONLY

Date Received: _____
 Committee Date: 5-13-26
 1st Agenda Date: 5-13-26

Tracking #: 26-398-1
 Committee: UED
 Hearing Date: _____
 2nd Agenda Date: 5-20-26

Scanned
 Posted

CITY CLERK USE ONLY

Date: 05.20.2026
 Item #: 2605.01119

All department items requiring Council approval must be submitted through the Mayor's Office.

Dept. Tracking No.	Board Approval	Other Board Name	City Council Approval <input checked="" type="radio"/> Yes <input type="radio"/> No
Department Finance	Contact Name Jarrod Moore	Email jlmoore@cityoftulsa.org	Phone 918-596-7809
Subject (Description) Animal Shelter Tulsa Community Foundation Donation Public Safety & Protection Non-Fed SFund 1702		Ordinance Type Budget Amendment	
Section	Township	Range	Lot
Block	Address		BA / CT Number BA17022266
Amending Ord. No.	TRO Title No.	TRO Subtitle	Property/Non-Property
Council District	Zoning No.	PUD No.	Planning District

Funding Source(s)

Public Safety & Protection Non-Federal Grants Sub-Fund (Sub-Fund 1702) / Parks and Recreation / Animal Shelter Phase II - Donation: \$950,000.00
TOTAL: \$950,000.00

Department: Ching Bryant
 Legal: _____
 Board: _____
 Mayor: _____
 Other: _____

Date: May 4, 2026
 Date: _____
 Date: _____
 Date: MAY 06 2026
 Date: _____

Background Information

This budget action will appropriate a total of \$950,000.00 to capital outlay accounts for the PARKS AND RECREATION Department within the PUBLIC SAFETY & PROTECTION NON-FEDERAL GRANTS SUB-FUND (SUB-FUND 1702).

The Tulsa Community Foundation (TCF) has an ongoing fundraising effort to raise additional funds for the new Tulsa Animal Services Facility (FKA Tulsa Animal Welfare Facility). There is a signed agreement (Contract No. 138719) with the City and TCF for this ongoing fundraising effort. As funds are raised and certain project improvement components are identified, the funds will be forwarded to the City to be accepted by and appropriated by the City Council. This budget amendment is the second disbursement by TCF and will be appropriated towards the construction of an on-site emergency generator, kennel care cleaning system, mechanical, electrical and plumbing system enhancements, audio visual and communications equipment, door hardware, building surfaces, signage, and site infrastructure with contingency funding.

The first disbursement was \$350,000 and this second disbursement of \$950,000 for total disbursements to date of \$1,300,000.

Summation of the Requested Action

Request that the Mayor and Council waive rules and approve upon first reading, the attached Budget Amendment, BA17022266 | Animal Shelter - Tulsa Community Foundation Donation | \$950,000.00

Emergency Clause?

Yes
 No

Reason for Emergency Clause

Post Execution Processing

- Mail vendor copy (add'l signature copies attached)
- Must be filed with other governmental entity
- Add'l governmental entity approval(s) required

Additional Routing and Processing Details

Set to Original - No to all

(Published in the Tulsa World

May 21, 2026)

ORDINANCE NO. 25796

AN ORDINANCE AMENDING THE FISCAL YEAR 2025-26 BUDGET OF THE CITY OF TULSA, OKLAHOMA TO MAKE SUPPLEMENTAL APPROPRIATIONS OF NINE HUNDRED FIFTY THOUSAND DOLLARS AND ZERO CENTS (\$950,000.00), RECOGNIZED FROM PLEDGED REVENUES RECEIVED FROM TULSA COMMUNITY FOUNDATION WITHIN THE PUBLIC SAFETY AND PROTECTION NON-FEDERAL GRANTS SUB-FUND (SUB-FUND 1702), AS FOLLOWS:

BE IT ORDAINED BY THE CITY OF TULSA:

Section 1. That the Fiscal Year 2025-26 Budget of the City of Tulsa, Oklahoma to make Supplemental Appropriations of Nine Hundred Fifty Thousand Dollars and Zero Cents (\$950,000.00), recognized from Pledged Revenues received from Tulsa Community Foundation within the Public Safety and Protection Non-Federal Grants Sub-Fund (Sub-Fund 1702), as follows:

**PUBLIC SAFETY AND PROTECTION NON-FEDERAL GRANTS SUB-FUND
(SUB-FUND 1702)**

PARKS AND RECREATION DEPARTMENT

Animal Shelter Phase II

Capital Outlay \$ 950,000.00

TOTAL DEPARTMENT CHANGE \$ 950,000.00

TOTAL FUND CHANGE \$ 950,000.00

Section 2. That this ordinance shall take effect immediately from and after its adoption and approval.

Adopted by the Council: MAY 13 2026
Date


Chair of the Council

Approved by the Mayor of the City of Tulsa, Oklahoma, MAY 18 2026 at
Date

Time




Mayor Krystal S. Reyes
Mayor Pro Tem

(Seal)


ATTEST:



City Clerk



APPROVED:



City Attorney

AFFIDAVIT OF PUBLICATION

Tulsa World
315 S. Boulder Ave. , Tulsa, OK 74103
(918) 582-0921

I, Anjana Bhadoriya, of lawful age, being duly sworn upon oath depose and say that I am an agent of Column Software, PBC, duly appointed and authorized agent of the Publisher of Tulsa World, a publication that is a "legal newspaper" as that phrase is defined for the city of Tulsa, for the County of Tulsa, in the state of Oklahoma, that this affidavit is Page 1 of 2 with the full text of the sworn-to notice set forth on the pages that follow, and that the attachment hereto contains the correct copy of what was published in said legal newspaper in consecutive issues on the following dates:

Publication Dates:

- May 21, 2026

Notice ID: fTT4ZadLpaCEnUhNt2YL


Notice Name: Ordinance No. 25796

Publication Fee: \$44.02

I state under penalty of perjury under the laws of Oklahoma that the foregoing is true and correct.

Anjana Bhadoriya

Agent



VERIFICATION

State of Florida
County of Orange

Signed or attested before me on this: 05/21/2026

J. Pa

Notary Public

Notarized remotely online using communication technology via Proof.

Published in the Tulsa World, Tulsa, Tulsa County,
Oklahoma, May 21, 2026

ORDINANCE NO. 25796

AN ORDINANCE AMENDING THE FISCAL YEAR 2025-26 BUDGET OF THE CITY OF TULSA, OKLAHOMA TO MAKE SUPPLEMENTAL APPROPRIATIONS OF NINE HUNDRED FIFTY THOUSAND DOLLARS AND ZERO CENTS (\$950,000.00), RECOGNIZED FROM PLEDGED REVENUES RECEIVED FROM TULSA COMMUNITY FOUNDATION WITHIN THE PUBLIC SAFETY AND PROTECTION NON-FEDERAL GRANTS SUB-FUND (SUB-FUND 1702), AS FOLLOWS:

BE IT ORDAINED BY THE CITY OF TULSA:

Section 1. That the Fiscal Year 2025-26 Budget of the City of Tulsa, Oklahoma to make Supplemental Appropriations of Nine Hundred Fifty Thousand Dollars and Zero Cents (\$950,000.00), recognized from Pledged Revenues received from Tulsa Community Foundation within the Public Safety and Protection Non-Federal Grants Sub-Fund (Sub-Fund 1702), as follows:

**PUBLIC SAFETY AND PROTECTION NON-FEDERAL
GRANTS SUB-FUND
(SUB-FUND 1702)
PARKS AND RECREATION DEPARTMENT**

Animal Shelter Phase II	
Capital Outlay	\$ 950,000.00
TOTAL DEPARTMENT CHANGE	\$ 950,000.00
TOTAL FUND CHANGE	\$ 950,000.00

Section 2. That this ordinance shall take effect immediately from and after its adoption and approval.

ADOPTED by the Tulsa City Council, this 13th Day of May 2026

Karen Gilbert, Chair of the City Council

APPROVED by the Mayor of the City of Tulsa, Oklahoma, this 18th Day of May 2026

Krystal S. Reyes, Mayor Pro Tem

ATTEST: Christina Chappell, City Clerk

APPROVED: Jack Blair, City Attorney



COL-TUL-106775

4/2/26, 1:05 PM



ORDINANCE NO. 25791



Ordinance

Version 3.7 released on 7/1/25

Use for all Ordinances including: TRO, Budget, Zoning, Declarations, Trust Indentures, etc.

CITY COUNCIL USE ONLY

Date Received: _____
Committee Date: 4-29-26
1st Agenda Date: 4-29-26

Tracking #: 26-351-1
Committee: UED
Hearing Date: _____
2nd Agenda Date: 5-6-26

Scanned
 Posted

CITY CLERK USE ONLY
Date: 05.13.2026
Item #: 2604.01018

All department items requiring Council approval must be submitted through the Mayor's Office.

Dept. Tracking No. BA17053719	Board Approval	Other Board Name	City Council Approval <input checked="" type="radio"/> Yes <input type="radio"/> No
Department Finance	Contact Name Jarrod Moore	Email jmoore@cityoftulsa.org	Phone 918-596-7809
Subject (Description) Humana Healthy Horizons Grant		Ordinance Type Budget Amendment	
Section	Township	Range	Lot
Block	Address		BA / CT Number BA17053719
Amending Ord. No.	TRO Title No.	TRO Subtitle	Property/Non-Property
Council District	Zoning No.	PUD No.	Planning District

Funding Source(s)		
SOCIAL AND ECO DEV NONFED GRNT SUB-FUND (SUB-FUND 1705)/ MAYOR'S OFFICE/ 2659TH0003/OFFICE OF HEALTH AND WELL-BEING/ PERSONAL SERVICES:		\$80,000.00
SOCIAL AND ECO DEV NONFED GRNT SUB-FUND (SUB-FUND 1705)/ MAYOR'S OFFICE/ 2659TH0003/ OFFICE OF HEALTH AND WELL-BEING/ OTHER SERVICES AND CHARGES:		\$20,000.00
TOTAL:		\$100,000.00

Department: R. Williams Jarrod Moore Cheryl Bergall
 Legal: _____
 Board: _____
 Mayor: _____
 Other: _____

Date: 04/15/2026
 Date: _____
 Date: _____
 Date: APR 22 2026
 Date: _____

Background Information

This budget action will appropriate a total of \$100,000 to Personal Services and Other Services accounts for the Mayor's Office within the Social & Economic Development Nonfederal Grant Programs Subfund (SUBFUND 1705).
 The Office of Health and Well-Being received a grant from Humana Healthy Horizons in the amount of \$100,000.00 to launch community health events. Funds will be used to cover staff costs (\$80,000.00) and other services related to community events (\$20,000.00).
 This BA is required to appropriate the funding into a project to track expenditures.

Summation of the Requested Action

Request that the Mayor and Council approve the attached budget amendment, BA17053719 | Social & Economic Development Nonfederal Grant Programs Subfund (SUBFUND 1705) | \$100,000

Emergency Clause?

Yes
 No

Reason for Emergency Clause

Post Execution Processing

Mail vendor copy (add'l signature copies attached)
 Must be filed with other governmental entity
 Add'l governmental entity approval(s) required

Additional Routing and Processing Details
 SET ORIGINAL BUDGET - NO TO ALL

(Published in the Tulsa World,

May 17, 2026)

ORDINANCE NO. 25791

AN ORDINANCE AMENDING THE FISCAL YEAR 2025-26 BUDGET OF THE CITY OF TULSA, OKLAHOMA, TO MAKE SUPPLEMENTAL APPROPRIATIONS OF ONE HUNDRED THOUSAND DOLLARS AND ZERO CENTS (\$100,000.00) RECOGNIZED FROM GRANT REVENUES TO BE RECEIVED FROM HUMANA HEALTHY HORIZONS WITHIN THE SOCIAL AND ECO DEV NONFED GRNT SUB-FUND (SUB-FUND 1705), AS FOLLOWS:

BE IT ORDAINED BY THE CITY OF TULSA:

Section 1. That the Fiscal Year 2025-26 Budget of the City of Tulsa, Oklahoma, be and it is hereby amended to make supplemental appropriations of One Hundred Thousand Dollars and Zero Cents (\$100,000.00) from grant revenues to be received from Humana within the Social and Eco Dev Nonfed Gmt Sub-Fund (Sub-Fund 1705) as follows:


**SOCIAL AND ECO DEV NONFED GRNT SUB-FUND
(SUB-FUND 1705)
MAYOR'S OFFICE**

Office of Health and Well-Being

Personal Services	\$ 80,000.00
Other Services and Charges	\$ 20,000.00
TOTAL DEPARTMENT CHANGE	\$ <u>100,000.00</u>
TOTAL FUND CHANGE	\$ <u>100,000.00</u>


Section 2. That this ordinance shall take effect immediately from and after its adoption and approval.

Adopted by the Council: MAY 06 2026
Date


Chair of the Council

Approved by the Mayor of the City of Tulsa, Oklahoma, MAY 13 2026 at
Date

Time




Mayor

(Seal)


ATTEST:



City Clerk



APPROVED:



City Attorney

AFFIDAVIT OF PUBLICATION

Tulsa World
315 S. Boulder Ave. , Tulsa, OK 74103
(918) 582-0921

I, Anjana Bhadoriya, of lawful age, being duly sworn upon oath depose and say that I am an agent of Column Software, PBC, duly appointed and authorized agent of the Publisher of Tulsa World, a publication that is a "legal newspaper" as that phrase is defined for the city of Tulsa, for the County of Tulsa, in the state of Oklahoma, that this affidavit is Page 1 of 2 with the full text of the sworn-to notice set forth on the pages that follow, and that the attachment hereto contains the correct copy of what was published in said legal newspaper in consecutive issues on the following dates:

Publication Dates:

- May 17, 2026

Notice ID: MOaAZngxgVA1xLXDNf7W

Notice Name: Ordinance No. 25791

Publication Fee: \$43.97

I state under penalty of perjury under the laws of Oklahoma that the foregoing is true and correct.

Anjana Bhadoriya

Agent

VERIFICATION


State of Florida
County of Broward

Signed or attested before me on this: 05/19/2026

S. Smith

Notary Public

Notarized remotely online using communication technology via Proof.



Published in the Tulsa World, Tulsa, Tulsa County,
Oklahoma, May 17, 2026

ORDINANCE NO. 25791

AN ORDINANCE AMENDING THE FISCAL YEAR 2025-26 BUDGET OF THE CITY OF TULSA, OKLAHOMA, TO MAKE SUPPLEMENTAL APPROPRIATIONS OF ONE HUNDRED THOUSAND DOLLARS AND ZERO CENTS (\$100,000.00) RECOGNIZED FROM GRANT REVENUES TO BE RECEIVED FROM HUMANA HEALTHY HORIZONS WITHIN THE SOCIAL AND ECO DEV NONFED GRNT SUB-FUND (SUB-FUND 1705), AS FOLLOWS:

BE IT ORDAINED BY THE CITY OF TULSA:

Section 1. That the Fiscal Year 2025-26 Budget of the City of Tulsa, Oklahoma, be and it is hereby amended to make supplemental appropriations of One Hundred Thousand Dollars and Zero Cents (\$100,000.00) from grant revenues to be received from Humana within the Social and Eco Dev Nonfed Gmt Sub-Fund (Sub-Fund 1705) as follows:

**SOCIAL AND ECO DEV NONFED GRNT SUB-FUND
(SUB-FUND 1705)
MAYOR'S OFFICE**

Office of Health and Well-Being	
Personal Services	\$ 80,000.00
Other Services and Charges	\$ 20,000.00
TOTAL DEPARTMENT CHANGE	\$ 100,000.00
TOTAL FUND CHANGE	\$ 100,000.00

Section 2. That this ordinance shall take effect immediately from and after its adoption and approval.

ADOPTED by the Tulsa City Council, this 6th Day of May 2026

Karen Gilbert, Chair of the City Council

APPROVED by the Mayor of the City of Tulsa, Oklahoma, this 13th Day of May 2026

Monroe Nichols IV, Mayor

ATTEST: Christina Chappell, City Clerk


APPROVED: Jack Blair, City Attorney



COL-TUL-106725

Ordinance

Version 3.7 released on 7/1/25.



CITY COUNCIL USE ONLY

Date Received: _____
Committee Date: 5-13-26
1st Agenda Date: 5-13-26

Tracking #: 26-399-1
Committee: UED
Hearing Date: _____
2nd Agenda Date: 5-20-26

CITY CLERK USE ONLY

Scanned
 Posted
Date: 05.27.2026
Item #: 2605.01099

All department items requiring Council approval must be submitted through the Mayor's Office.

Primary Details

Dept. Tracking No. BA24073248	Board Approval _____	Other Board Name _____	City Council Approval <input checked="" type="radio"/> Yes <input type="radio"/> No
Department Finance	Contact Name Jarrod Moore	Email jlmoores@cityoftulsa.org	Phone (918)-596-7809
Subject (Description) 2025 Forensic DNA Backlog Reduction Program Subfund 2407		Ordinance Type Budget Amendment	
Section _____	Township _____	Range _____	Lot _____
Block _____	Address _____		BA / CT Number BA24073248
Amending Ord. No. _____	TRO Title No. _____	TRO Subtitle _____	Property/Non-Property _____
Council District _____	Zoning No. _____	PUD No. _____	Planning District _____

Budget

Funding Source(s)		
DNA Backlog Reduction Subfund/Subfund 2407/2025 Forensic DNA Backlog Reduction Program:		\$199,570.00
TOTAL:		\$199,570.00

Approvals

Department: Christy Baergall

Legal: _____

Board: _____

Mayor: [Signature]

Other: _____

Date: May 1, 2026

Date: _____

Date: _____

Date: MAY 06 2026

Date: _____

Policy Statement

Background Information

The ordinance will appropriate a total of \$199,570.00 recognized from Grant Revenues to be received from the Department of Justice within the DNA Backlog Reduction Subfund [SUBFUND 2407]. This program furthers the Department's mission by funding units of local government with existing crime laboratories that conduct DNA analysts to increase the capacity of publicly funded forensic DNA and DNA database laboratories to process more DNA samples, thereby helping to reduce the number of forensic DNA and DNA database samples awaiting analysis and/or prevent a backlog of forensic and database DNA samples. The funds will be used for: Equipment, training and travel, and accreditation fees. Grant Application #26201 Match Required: No. Federal CFDA: 16.036

Summation of the Requested Action

Request that the Mayor and Council approve the attached Budget Amendment Ordinance, DNA Backlog Reduction Subfund, Subfund 2407, BA24073248, \$199,570.00

Emergency Clause?

Yes
 No

Reason for Emergency Clause

Processing Information for City Clerk's Office

Post Execution Processing

- Mail vendor copy (add'l signature copies attached)
- Must be filed with other governmental entity
- Add'l governmental entity approval(s) required

Additional Routing and Processing Details

Set as Original Budget: Yes to All

(Published in the Tulsa World

May 31, 2026)

ORDINANCE NO. 25799

AN ORDINANCE AMENDING THE FISCAL YEAR 2025-26 BUDGET OF THE CITY OF TULSA, OKLAHOMA TO MAKE SUPPLEMENTAL APPROPRIATIONS OF ONE HUNDRED NINETY-NINE THOUSAND FIVE HUNDRED SEVENTY DOLLARS AND ZERO CENTS (\$199,570.00), RECOGNIZED FROM GRANT REVENUES TO BE RECEIVED FROM THE DEPARTMENT OF JUSTICE WITHIN THE DNA BACKLOG REDUCTION SUB-FUND (SUB-FUND 2407), AS FOLLOWS:

BE IT ORDAINED BY THE CITY OF TULSA:

Section 1. That the Fiscal Year 2025-26 Budget of the City of Tulsa, Oklahoma to make Supplemental Appropriations of One Hundred Ninety-Nine Thousand Five Hundred Seventy Dollars and Zero Cents (\$199,570.00), recognized from Grant Revenues to be received from the Department of Justice within the DNA Backlog Reduction Sub-Fund (Sub-Fund 2407), as follows:


**DNA BACKLOG REDUCTION SUB-FUND
(SUB-FUND 2407)
POLICE DEPARTMENT**

2025 DNA Backlog Reductions

Capital Outlay	\$ 157,291.00
Other Services and Charges	\$ 42,279.00
TOTAL DEPARTMENT CHANGE	<u>\$ 199,570.00</u>
TOTAL FUND CHANGE	<u>\$ 199,570.00</u>


Section 2. That this ordinance shall take effect immediately from and after its adoption and approval.

Adopted by the Council: MAY 20 2026
Date


Chair of the Council

Approved by the Mayor of the City of Tulsa, Oklahoma, MAY 27 2026 at
Date

Time




Mayor


(Seal)

ATTEST:


City Clerk



APPROVED:



City Attorney

AFFIDAVIT OF PUBLICATION

Tulsa World
315 S. Boulder Ave. , Tulsa, OK 74103
(918) 582-0921

I, Anjana Bhadoriya, of lawful age, being duly sworn upon oath depose and say that I am an agent of Column Software, PBC, duly appointed and authorized agent of the Publisher of Tulsa World, a publication that is a "legal newspaper" as that phrase is defined for the city of Tulsa, for the County of Tulsa, in the state of Oklahoma, that this affidavit is Page 1 of 2 with the full text of the sworn-to notice set forth on the pages that follow, and that the attachment hereto contains the correct copy of what was published in said legal newspaper in consecutive issues on the following dates:

Publication Dates:

- May 31, 2026

Notice ID: 4EvVch8rndo7KsFvdxCO


Notice Name: Ordinance No. 25799

Publication Fee: \$42.57

I state under penalty of perjury under the laws of Oklahoma that the foregoing is true and correct.

Anjana Bhadoriya

Agent



VERIFICATION

State of Florida
County of Orange

Signed or attested before me on this: 06/01/2026

J. Ra

Notary Public

Notarized remotely online using communication technology via Proof.

Published in the Tulsa World, Tulsa, Tulsa County,
Oklahoma, May 31, 2026

ORDINANCE NO. 25799

AN ORDINANCE AMENDING THE FISCAL YEAR 2025-26 BUDGET OF THE CITY OF TULSA, OKLAHOMA TO MAKE SUPPLEMENTAL APPROPRIATIONS OF ONE HUNDRED NINETY-NINE THOUSAND FIVE HUNDRED SEVENTY DOLLARS AND ZERO CENTS (\$199,570.00), RECOGNIZED FROM GRANT REVENUES TO BE RECEIVED FROM THE DEPARTMENT OF JUSTICE WITHIN THE DNA BACKLOG REDUCTION SUB-FUND (SUB-FUND 2407), AS FOLLOWS:

BE IT ORDAINED BY THE CITY OF TULSA:

Section 1. That the Fiscal Year 2025-26 Budget of the City of Tulsa, Oklahoma to make Supplemental Appropriations of One Hundred Ninety-Nine Thousand Five Hundred Seventy Dollars and Zero Cents (\$199,570.00), recognized from Grant Revenues to be received from the Department of Justice within the DNA Backlog Reduction Sub-Fund (Sub-Fund 2407), as follows:

**DNA BACKLOG REDUCTION SUB-FUND (SUB-FUND 2407)
POLICE DEPARTMENT**

2026 DNA Backlog Reductions	
Capital Outlay	\$ 157,291.00
Other Services and Charges	\$ 42,279.00
TOTAL DEPARTMENT CHANGE	<u>\$ 199,570.00</u>
TOTAL FUND CHANGE	<u>\$ 199,570.00</u>

Section 2. That this ordinance shall take effect immediately from and after its adoption and approval.

ADOPTED by the Tulsa City Council, this 20th Day of May 2026

Karen Gilbert, Chair of the City Council

APPROVED by the Mayor of the City of Tulsa, Oklahoma, this 27th Day of May 2026

Monroe Nichols IV, Mayor

ATTEST: Christina Chappell, City Clerk

APPROVED: Jack Blair, City Attorney



COL-TUL-106887