

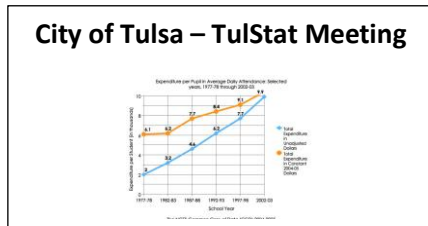


## TulStat Prep Manual

Office for Performance Strategy & Innovation

## Congratulations!

You've been asked to lead a **TulStat** meeting. But what is TulStat and how do you prepare for it?



Now that you're a pro at preparing for a **TulStat** meeting...

READY...

SET...

**GO!**

Questions? Contact us!

**Penny Macias** | Project Manager

Office of Performance, Strategy, and Innovation

T: 918-596-9884

E: [pmacias@cityoftulsa.org](mailto:pmacias@cityoftulsa.org)

**Robyn Undieme** | Project Manager

Office of Performance, Strategy, and Innovation

T: 918-576-5139

E: [rundieme@cityoftulsa.org](mailto:rundieme@cityoftulsa.org)

**James Wagner** | Chief of OPSI

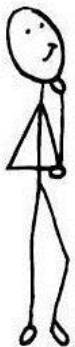
Office of Performance, Strategy, and Innovation

T: 918-576-5578

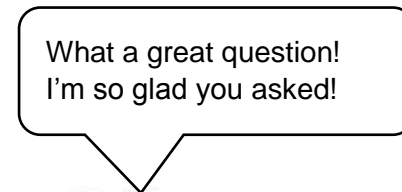
E: [jwagner@cityoftulsa.org](mailto:jwagner@cityoftulsa.org)

## TulStat is **NOT** intended to be...

- ✗ Show and tell
- ✗ Reporting data that doesn't matter
- ✗ Micromanagement
- ✗ A budget presentation



## What is the mission of a **TulStat** meeting?



**TulStat's mission** is to have:

Departments share accurate information, create strategies, deploy resources, and provide follow-up on progress toward goals.

## How do we accomplish this mission?

- ✓ Present the **issue** in context
- ✓ Present the **measurable goal**
- ✓ Present the **data** (current status)
- ✓ Present the **strategy**

## What outcomes are expected from a TulStat meeting?


- ✓ Create a space for **regular dialog** about performance metrics
- ✓ Understand how **strategies impact outcomes** and strategic goals
- ✓ Use data to inform **decision-making**
- ✓ Foster deep **understanding of operational data**, facilitating process transparency and productive communication with the ultimate goal of impacting outcomes
- ✓ Serve as a regular source of **ideas** for efficiency and innovation
- ✓ Serve as a space for **continuous learning**
- ✓ Improve **performance** via discussion, accountability, and follow-up

## Here are some slide deck best practices:

- ✓ **Make data visual.** This could be through charts, graphs, or maps.
- ✓ **Look for trends over time.** A data point today is made more relevant when in context.
- ✓ **Show the target.** If you have a goal or target for a metric, show it as a horizontal line.
- ✓ **Tell the story.** What is the story behind the data? What key decisions need to be made?

## What questions should you answer with your slide deck?

- ✓ What **strategies** have you tried? What would you like to try?
- ✓ What's **working**? What isn't working?
- ✓ What do you **need** from the Mayor and other departments to either improve or move on?
- ✓ How is your work **impacting city-wide goals**?




The Mayor and City Council identified **four** areas of **Outcome Goals** that may or may not be tied into your metrics covered in a TulStat meeting.

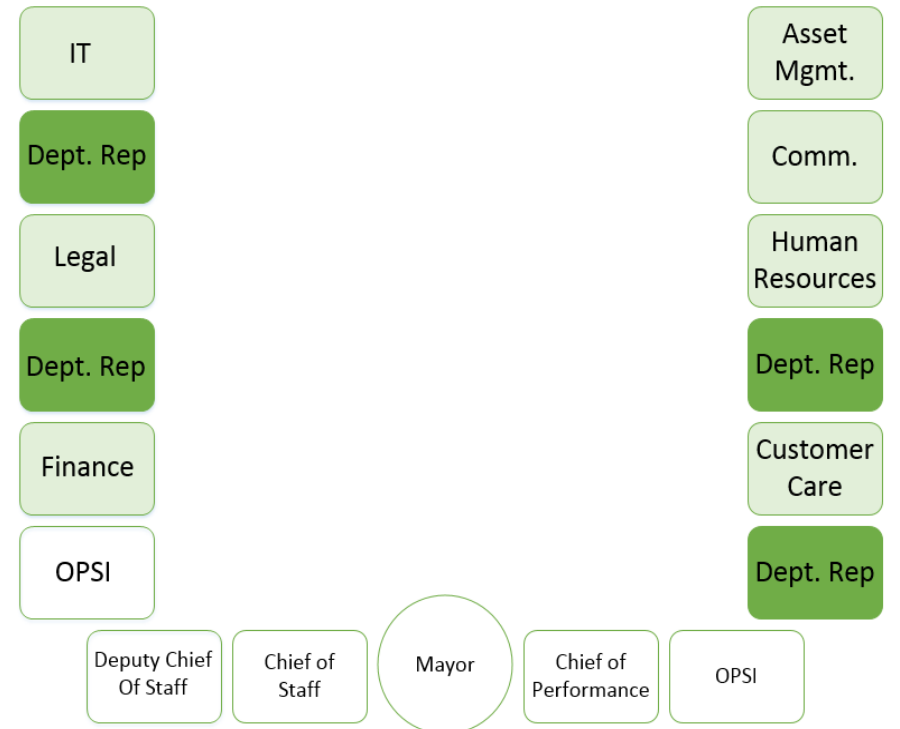
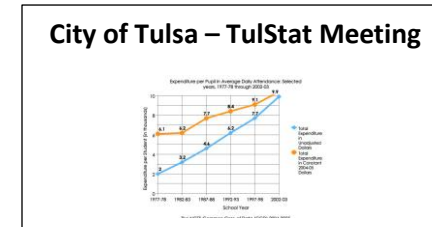
- 1.** Well-Being
- 2.** The City Experience
- 3.** Opportunity
- 4.** Inside City-Hall

# 1. Well-Being

- i. Improve Tulsa's **overall health**, with a focus on **reducing health disparities**
- ii. Support **financial stability** for Tulsa's residents (income)
- iii. Address **mental health** issues for Tulsa's residents



## Who attends TulStat?



## 2. The City Experience

- i. Increase **tourism**
- ii. Decrease **traffic fatalities** and **violent crime**
- iii. Create and facilitate quality **entertainment** options
- iv. Provide a quality **transportation** network of streets and sidewalks



## 3. Opportunity

- i. Increase the **graduation rate** in Tulsa's high schools
- ii. Grow Tulsa's **population**
- iii. Increase the rate of adults with **bachelor's degrees**
- iv. Add **new jobs** to the local economy
- v. Provide **access to jobs** through public transportation
- vi. Grow Tulsa's **workforce**



# 4. Inside City Hall

- i. Foster a culture that promotes **positive morale** for employees
- ii. Ensure employees have up-to-date **training** to do their jobs excellently

